



**TRACTOR**

**PARTS CATALOGUE**



1939 thru 1949

**MAY 1949**

*Ford Motor Company*

DEARBORN, MICHIGAN


FORM 3731

[www.ntractorclub.com](http://www.ntractorclub.com)





# PARTS CATALOGUE



1939 thru 1949

MAY 1949

*Ford Motor Company*

DEARBORN, MICHIGAN

COPYRIGHT 1949  
FORD MOTOR COMPANY  
DEARBORN, MICHIGAN  
ALL RIGHTS RESERVED

## QUICK REFERENCE INDEX

	PAGE
Driver's Seat	1
Hydraulic Lift	3
Power Take Off	9
Wheels, Hubs, Rims	11A
Brakes	13A
Front Axle	17A
Steering Gear	19
Rear Axle	22A
Muffler	26A
Engine	27A
Transmission	31A
Clutch	35A
Radiator	37
Fuel System	39A
Generator	45A
Battery	48A
Starter and Drive	49A
Distributor, Ignition Coil	51A
Magneto	53
Lamps and Wiring	53A
Running Boards and Fenders	57A
Hood	58
Governor	59A
Oil Filter	60A
Standard Parts	61A
Accessories	65A
Kits	66A
Alphabetical Index	68A



## FORD TRACTOR MODEL IDENTIFICATION

YEAR	MODEL	TYPE
1939 thru 1942	9N	Gasoline
1939 thru 1942	9NAN	Kerosene
1943 thru 1947	2N	Gasoline
1943 thru 1947	2NAN	Kerosene
1948-1949	8N	Gasoline
1948-1949	8NAN	Kerosene

### GENERAL INFORMATION

This Ford Tractor Parts Catalogue has been prepared for ease in identifying and ordering of Ford Tractor Parts.

A complete alphabetical index has been listed at rear of catalogue which lists parts by noun and descriptive names and refers to their exact basic part number.

● Indicates part is also supplied in a kit. Kit components and their respective kits are listed numerically on page 66A.

⋮ Designates a part is no longer supplied.

All parts have been catalogued numerically in accordance with the Ford basic grouping of part numbers with the exception of attaching parts, such as bolts, clips, screws, etc.

Attaching parts such as bolts, nuts, etc. are indented and follow the parts with which they are used. In addition all bolts, nuts, etc. are listed numerically on page 61A and by size on page 64.

All special bolts, nuts, etc. which are other than standard are listed numerically on page 63.

Illustrations throughout this catalogue have basic part numbers only (excluding prefix and suffix). Frequently, a particular illustration may be adaptable to either a previous or later model tractor. For example—should you require a steering wheel for a 1940 tractor, the illustration on Page 19A of the 1939-1947 steering gear shows the basic number of the steering wheel to be 3600, by referring to the 3600 listings (Page 22) you will find 2N-3600 to be the correct steering wheel for all tractors from 1939 through 1947.

Do not order parts by the basic part numbers shown on illustrations, always consult the list of parts for full number.

When ordering parts always give full part number and name of each part, also specify whether shipments are to be made by freight, express or parcel post.

### ABBREVIATIONS

adj . . . . .	adjusting	I.D. . . . .	inside diameter
assy . . . . .	assembly	hd . . . . .	head
brkt . . . . .	bracket	hsg . . . . .	housing
brg . . . . .	bearing	L.H. . . . .	left hand
carb . . . . .	carburetor	mach . . . . .	machine
cov . . . . .	cover	mag . . . . .	magneto
cyl . . . . .	cylinder	O.D. . . . .	outside diameter
dia . . . . .	diameter	O/S . . . . .	oversize
diff . . . . .	differential	oz . . . . .	ounce
dist . . . . .	distributor	rad . . . . .	radiator
dr . . . . .	drive	reg . . . . .	regulator
elec . . . . .	electric	reinf . . . . .	reinforcement
eng . . . . .	engine	repl . . . . .	replaced
ext . . . . .	external	reqd . . . . .	required
fill . . . . .	fillister	ret . . . . .	retainer
frt . . . . .	front	R.H. . . . .	right hand
gal . . . . .	gallon	rd . . . . .	round
gr. . . . .	gear	spl . . . . .	special
gen . . . . .	generator	str . . . . .	steering
gov . . . . .	governor	trans . . . . .	transmission
hex . . . . .	hexagon	W/S . . . . .	windshield



# FORD BASIC PART NUMBERS

Ford basic numbers are grouped according to their function, for example all parts applying to the hydraulic lift assembly are grouped from 486 to 698, magneto from 12500 to 12610, etc.

SERIES	GROUP	Page No.	SERIES	GROUP	Page No.
400-436	Driver's Seat . . . . .	1	10000-10599	Generator . . . . .	45A
486-698	Hydraulic Lift . . . . .	3	10655-10748	Battery . . . . .	48A
700-762	Power Take-Off . . . . .	9	10850-10931	Heat & Ampere Indicators . . . . .	48A
802-804	Drawbar Clevis . . . . .	11	11001-11529	Starter & Drive . . . . .	49A
1012-1217	Wheels, Hubs & Rims . . . . .	11A	11652-11671	Lighting Switch . . . . .	51
2007-2299	Brakes . . . . .	13A	12000-12276	Distributor & Coil . . . . .	51A
2304-2796	Brake Controls . . . . .	16	12278-12287	Ignition Wiring . . . . .	52A
3006-3290	Front Axle . . . . .	17A	12300-12426	Condenser & Spark Plug	52A
3304-3442	Steering Linkage . . . . .	19	12500-12610	Magneto . . . . .	53
3503-3699	Steering Gear & Instrument Panel . . . . .	20A	13005-14197	Lamps, less Implement Lamp . . . . .	53A
4010-4667	Rear Axle . . . . .	22A	14300-14301	Battery Cables . . . . .	56
5230-5293	Muffler . . . . .	26A	14305-14605	Wiring Assy., less Spark Plug Wires . . . . .	56
5370-5375	Drawbar Stays . . . . .	27	15500-15532	Implement Lamp . . . . .	56A
6005-6781	Engine . . . . .	27A	16312-16487	Running Boards & Fenders . . . . .	57A
7000-7485	Transmission . . . . .	31A	16600-16948	Hood Top & Side Panels	58
7503-7609	Clutch . . . . .	35A	17005-17130	Tools . . . . .	59
8005-8430	Radiator & Grille . . . . .	37	18179-18235	Governor . . . . .	60
8501-8620	Water Pump, Fan & Fan Belt . . . . .	37A	18649-18691	Oil Filter . . . . .	61
8676-8686	Idler . . . . .	38A	19546-7004610	Accessories . . . . .	61
9002-9292	Fuel Tank, Fuel Lines & Sediment Bulb . . . . .	39A	20302-S-97013-S	Standard Bolts, Screws, Nuts, Etc. . . . .	61A
9425-9428	Manifold . . . . .	40	350260-S-356083-S	Special Bolts, Washers, etc. . . . .	64
9447-9972	Carburetor, Vaporizer & Air Cleaner . . . . .	40A	M2822-M13243	Paints . . . . .	65A



# FINISH OF STANDARD PARTS

(BOLTS, SCREWS, NUTS, WASHERS, Etc.)

The "S" suffix on numbers covering Standard Parts represents the finish of the part as shown by the following list:

SUFFIX	FINISH	SUFFIX	FINISH
<b>S</b>	Plain	<b>S15</b>	Oxidized
<b>S2</b>	Raven finish	<b>S16</b>	Lead coated
<b>S3</b>	Black Japan	<b>S18</b>	Case hardened
<b>S5</b>	Copper plate	<b>S19</b>	Brass plate
<b>S6</b>	Nickel plate	<b>S21</b>	Lacquer for identification
<b>S7</b>	Cadmium plate	<b>S23</b>	Rustless steel—head polished
<b>S8</b>	Zinc plate	<b>S24</b>	Hot tin coated
<b>S10</b>	Tinned	<b>S25</b>	Painted
<b>S12</b>	Lacquer to match trim	<b>S28</b>	Enamel coating
<b>S13</b>	Chrome plated		

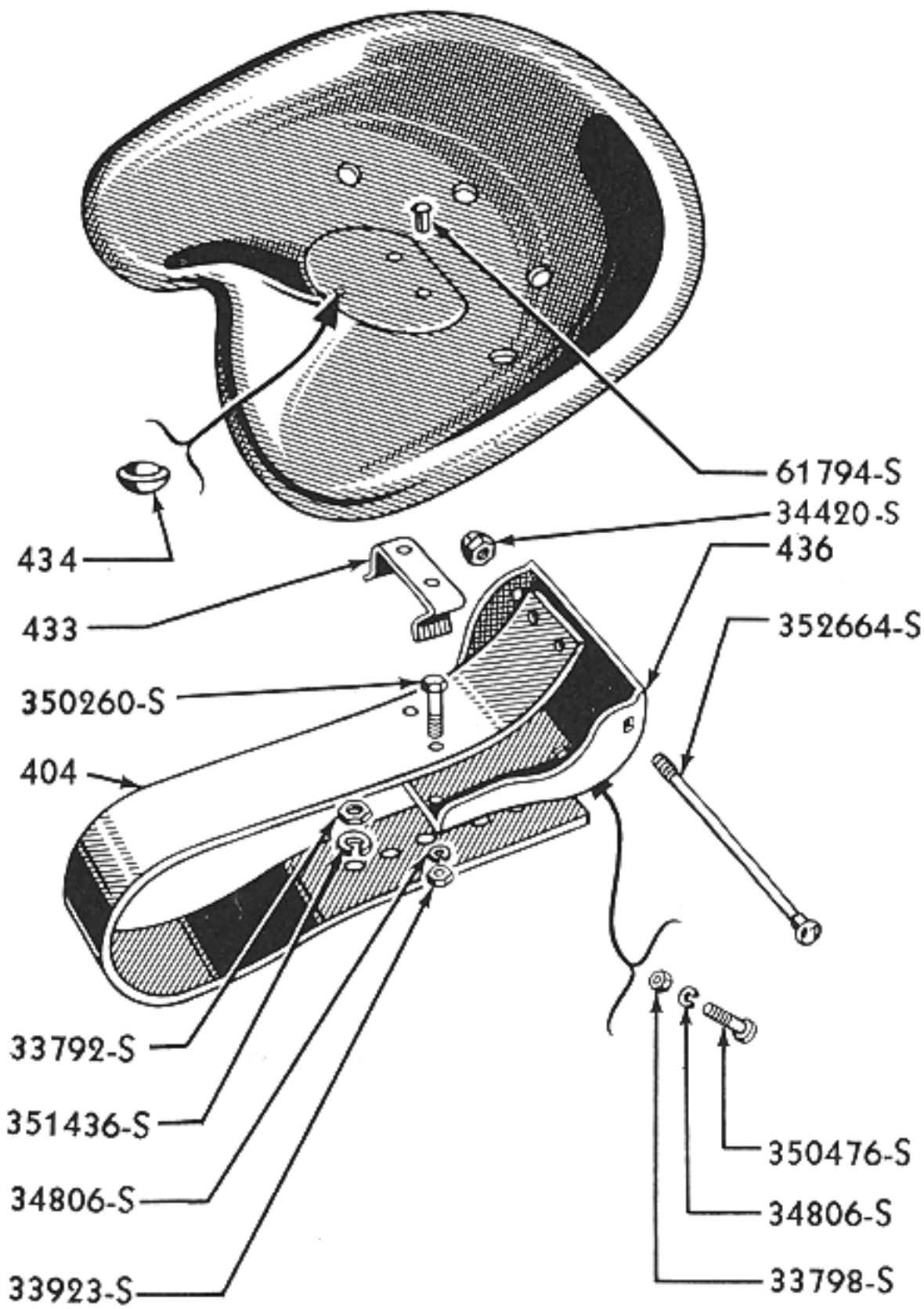
## DECIMAL EQUIVALENTS OF PARTS OF AN INCH

1/64.....015625	11/32.....34375	43/64.....671875
1/32.....03125	23/64.....359375	11/16.....6875
3/64.....046875	3/8.....375	45/64.....703125
1/16.....0625	25/64.....390625	23/32.....71875
5/64.....078125	13/32.....40625	47/64.....734375
3/32.....09375	27/64.....421875	3/4.....75
7/64.....109375	7/16.....4375	49/64.....765625
1/8.....125	29/64.....453125	25/32.....78125
9/64.....140625	15/32.....46875	51/64.....796875
5/32.....15625	31/64.....484375	13/16.....8125
11/64.....171875	1/2.....5	53/64.....828125
3/16.....1875	33/64.....515625	27/32.....84375
13/64.....203125	17/32.....53125	55/64.....859375
7/32.....21875	35/64.....546875	7/8.....875
15/64.....234375	9/16.....5625	57/64.....890625
1/4.....25	37/64.....578125	29/32.....90625
17/64.....265625	19/32.....59375	59/64.....921875
9/32.....28125	39/64.....609375	15/16.....9375
19/64.....296875	5/8.....625	61/64.....953125
5/16.....3125	41/64.....640625	31/32.....96875
21/64.....328125	21/32.....65625	63/64.....984375
		1.....1.





400 ASSY.



TP-20

### 1948-49 DRIVER'S SEAT AND RELATED PARTS

Basic numbers only shown on illustration. Order by Part Numbers shown in list of parts.

PART NUMBER	PART NAME	NO. REQ'D	MODEL	YEAR 19__
<b>Driver's Seat</b>				
9N 400-C	Seat assy (driver's)	1	9N, 9NAN, 2N, 2NAN	39-47
	350617-S7 Bolt (driver's seat to spring) - carriage-7/16" -20 x 1.09"	1	9N, 9NAN, 2N, 2NAN	39-47
	33792-S8 Nut -7/16" -20			
	351436-S Lockwasher -7/16"			
8N 400-A	Seat assy (driver's)	1	8N, 8NAN	48-49
	352664-S8 Pin (seat hinge) -3/8" x 7 1/2"	1	8N, 8NAN	48-49
	356384-S8 Washer-flat-3/8"			
	72017-S7 Cotter pin-1/8" x 3/4"			
	34420-S2 Nut (seat pin)-3/8" -24 lock	1	8N, 8NAN	48-49



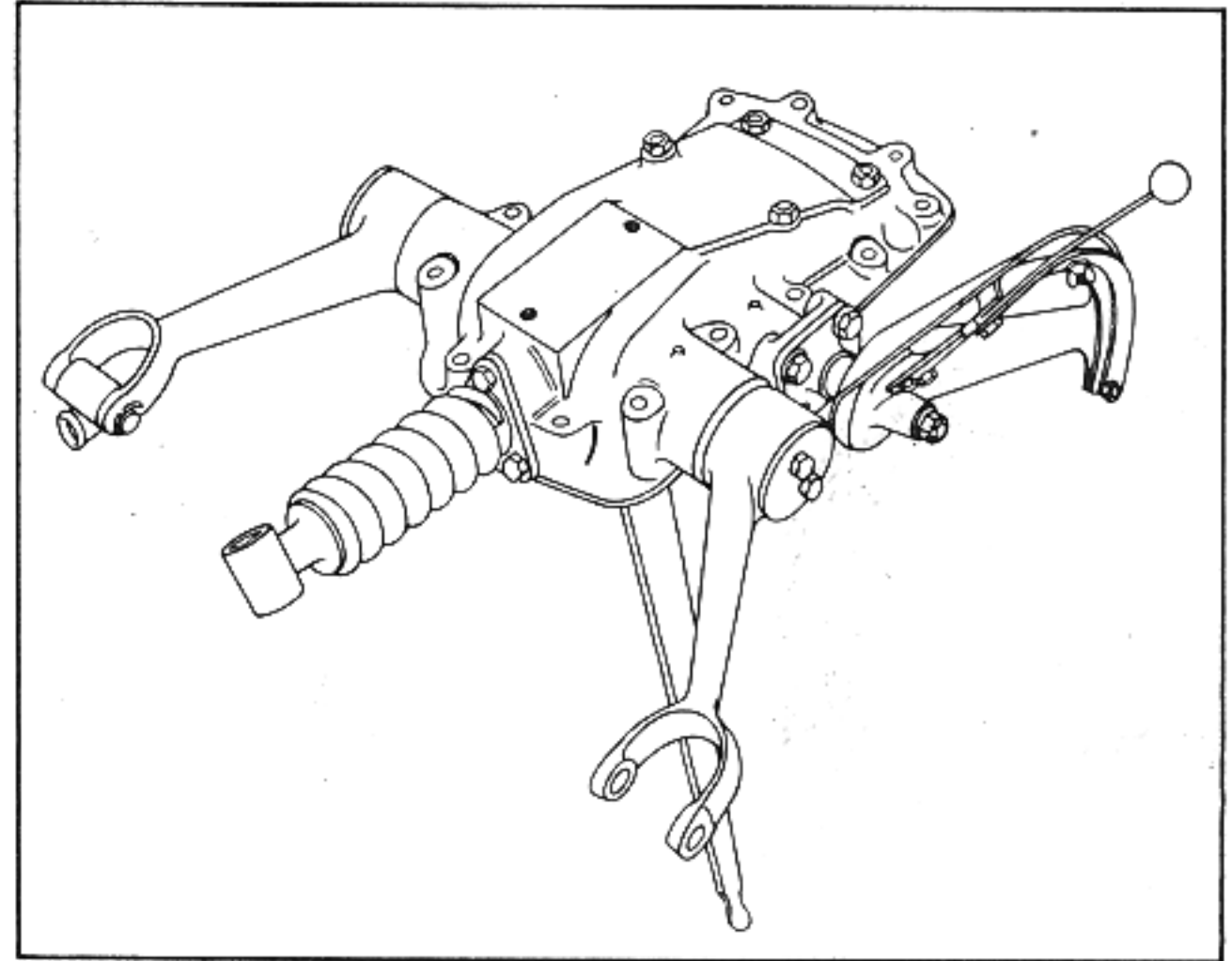


PARTS

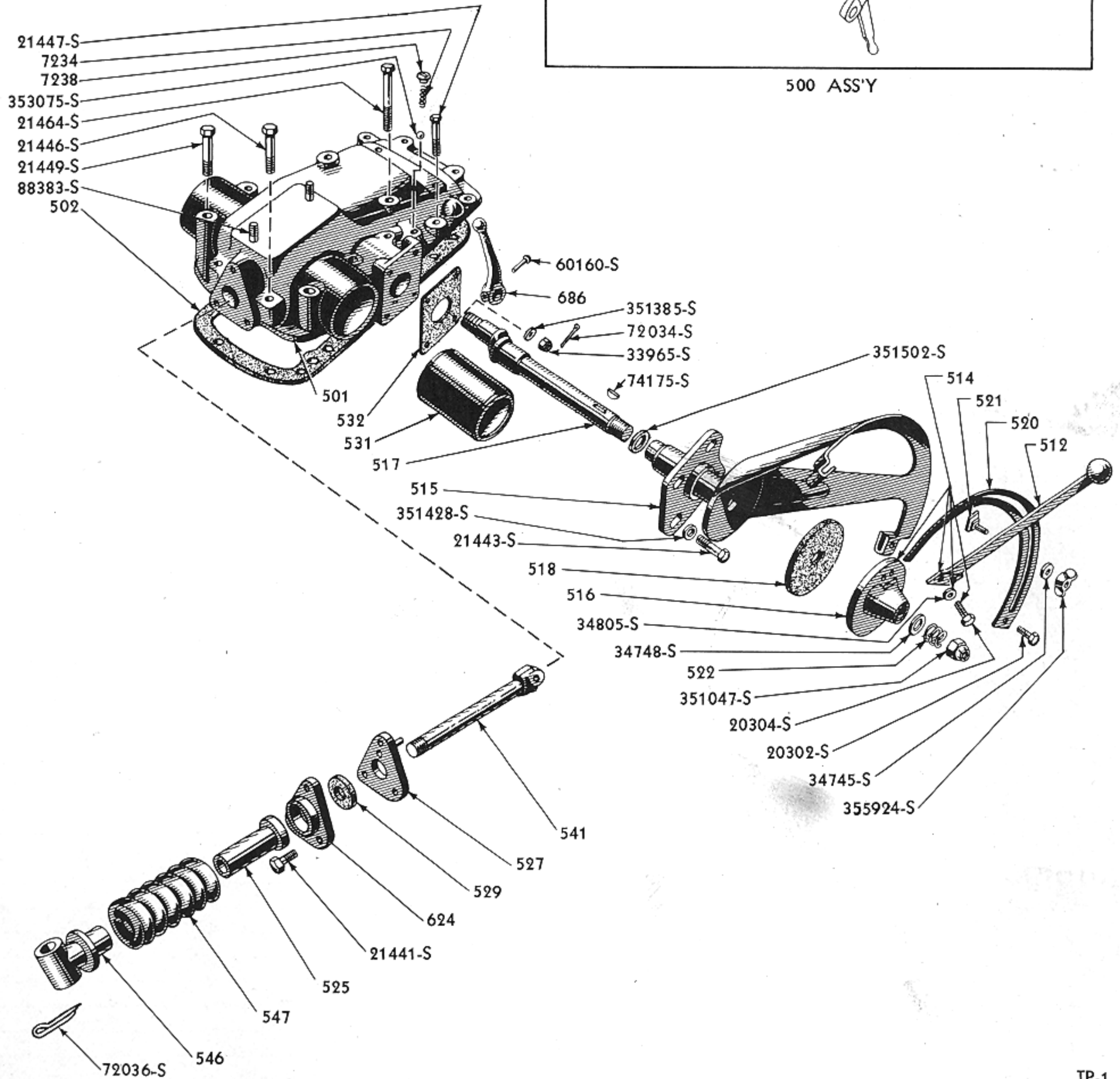
CATALOGUE

PART NUMBER	PART NAME	NO. REQ'D	MODEL	YEAR
9N 404	Spring (driver's seat)-31.12" x 3"	1	9N, 9NAN, 2N, 2NAN	39-47
8N 404-A	Spring (driver's seat)-29.18" x 3"	1	8N, 8NAN	48-49
	88383-S7 Stud (seat spring to hydraulic lift cover)-7/16"-14 & 7/16"-20 x 1 3/8"	2	9N, 9NAN, 2N, 2NAN, 8N, 8NAN	39-49
	33792-S7 Nut-7/16"-20			
	351436-S Lockwasher-7/16"			
8N 433	Clip (driver's seat to spring)	1	8N, 8NAN	48-49
	61794-S Rivet (clip to seat)-3/16" x 5/16"	2	8N, 8NAN	48-49
8N 434-B	Bumper (seat to spring)-rubber	1	8N, 8NAN	48-49
8N 436-A	Hinge (driver's seat spring)	1	8N, 8NAN	48-49
	350476-S7 Bolt (hinge to spring)-5/16"-24 x 7/8" carriage	2	8N, 8NAN	48-49
	33798-S7 Nut-5/16"-24			
	350260-S7 Bolt (hinge to spring)-5/16"-24 x 3/4" hex head	2	8N, 8NAN	48-49
	33923-S7 Nut-5/16"-24 thin			
	34806-S8 Lockwasher-5/16"			





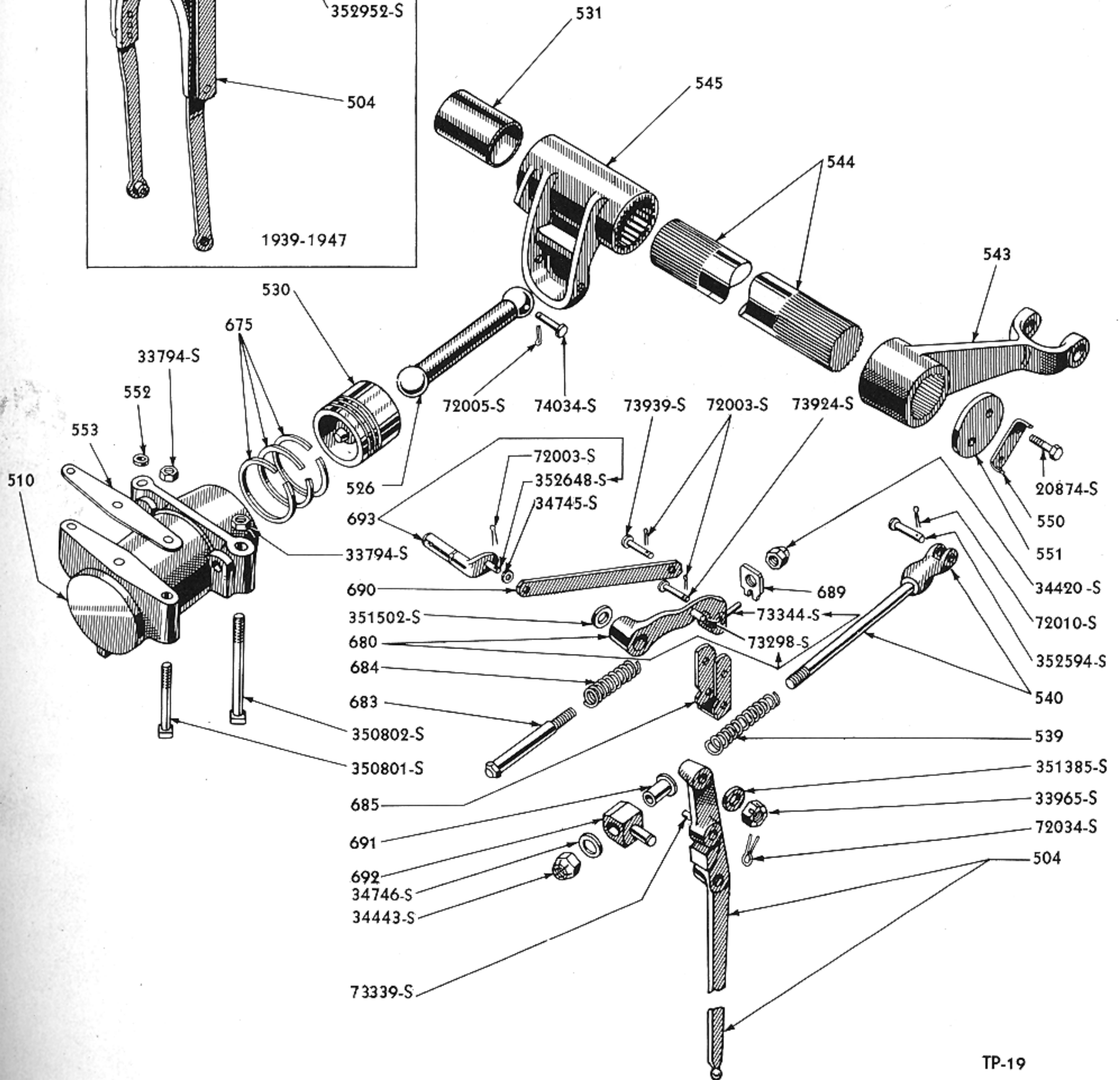
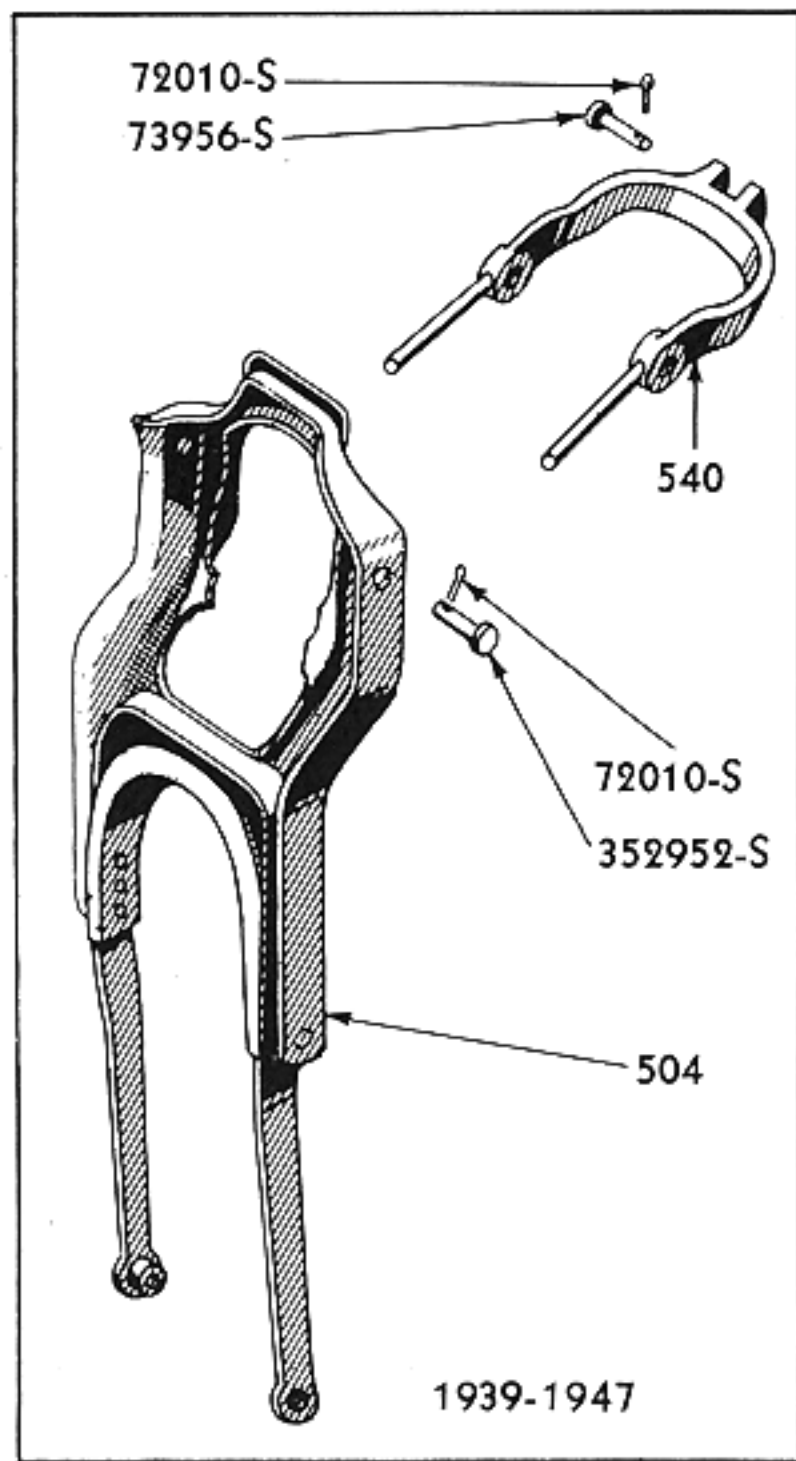
500 ASS'Y



**1948-49 HYDRAULIC LIFT COVER AND RELATED PARTS**

Basic numbers only shown on illustration. Order by Part Numbers shown in list of parts.



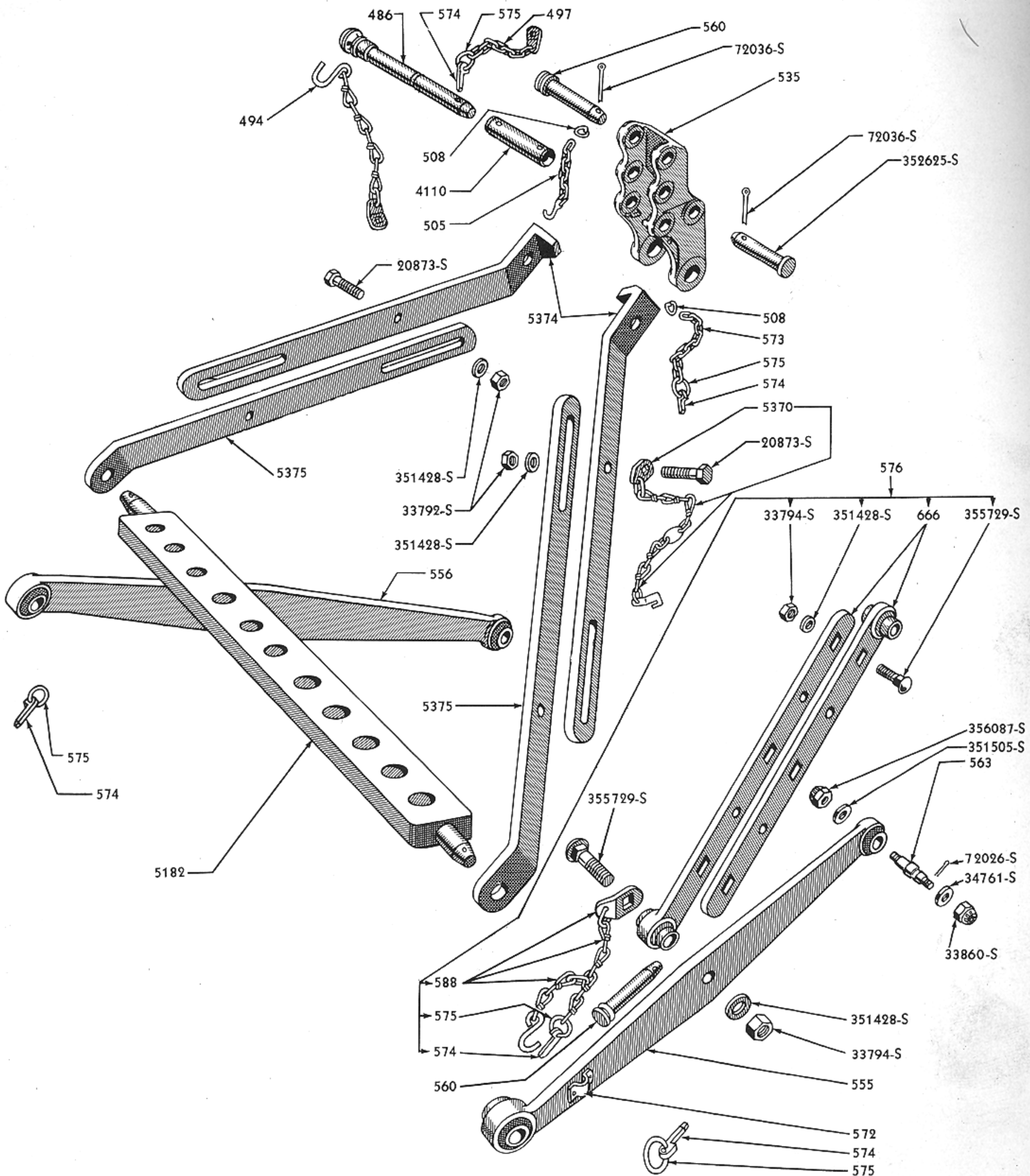


TP-19

1948-49 HYDRAULIC LIFT SHAFT AND RELATED PARTS

Basic numbers only shown on illustration. Order by Part Numbers shown in list of parts.





**1948-49 HYDRAULIC LIFT LINKS AND RELATED PARTS**

Basic numbers only shown on illustration. Order by Part Numbers shown in list of parts.



PART NUMBER	PART NAME	NO. REQ'D	MODEL	YEAR
<b>Hydraulic Lift</b>				
8N 486	Pin (yoke)-3/4" diameter x 9 7/8"	1	8N, 8NAN	48-49
9N 489	Kit (hydraulic lift yoke and plunger)-Consists of the following 1-9N 541-C Plunger 1-9N 546-C Yoke	1	9N, 9NAN, 2N, 2NAN	39-47
8N 494	Chain & linch pin assy (center housing to yoke pin)	1	8N, 8NAN	48-49
8N 497	Chain assy (center housing to yoke pin)	1	8N, 8NAN	48-49
9N 500	Lift assy (hydraulic)-no longer serviced-order component parts	1	9N, 9NAN, 2N, 2NAN	39-47
8N 500	Lift assy (hydraulic)	1	8N, 8NAN	48-49
9N 501	Cover (hydraulic lift housing)-without drawbar control lever	1	9N, 9NAN, 2N, 2NAN	39-47
8N 501	Cover (hydraulic lift housing)-with drawbar control lever	1	8N, 8NAN	48-49
	21446-S7 Bolt (hydraulic lift cover to housing)-7/16"-14 x 2 1/2"	3	9N, 9NAN, 2N, 2NAN	39-47
		2	8N, 8NAN	48-49
	21447-S7 Bolt (hydraulic lift cover to housing)-7/16"-14 x 1 1/2"	7	9N, 9NAN, 2N, 2NAN, 8N, 8NAN	39-49
	21449-S7 Bolt (hydraulic lift cover to housing)-7/16"-14 x 3 5/8"	4	9N, 9NAN, 2N, 2NAN, 8N, 8NAN	39-49
	21464-S7 Bolt (hydraulic lift cover to center housing)-7/16"-14 x 3 5/16"	1	8N, 8NAN	48-49
	79 7234 Spring (drawbar control arm mesh)	1	8N, 8NAN	48-49
	74 7238 Retainer (drawbar control arm spring & ball)	1	8N, 8NAN	48-49
	353075-S Ball (drawbar arm to hydraulic lift cover)-3/8" diameter	1	8N, 8NAN	48-49
9N 502	Gasket (hydraulic lift housing cover)	1	9N, 9NAN, 2N, 2NAN, 8N, 8NAN	39-49
9N 504-B	Fork assy (hand lift control)	1	9N, 9NAN, 2N, 2NAN	39-47
	352547-S Pin (top fork to bottom fork)-clevis-1/4" x 1"	2	9N, 9NAN, 2N, 2NAN	39-47
	72003-S Cotter pin-1/16" x 1/2"			
8N 504	Lever assy (hand lift control)	1	8N, 8NAN	48-49
	73339-S18 Pin (hydraulic lift hand control lever assy)-dowel	1	8N, 8NAN	48-49
9N 505	Chain & eye assy (upper link pin)-front	1	9N, 9NAN, 2N, 2NAN, 8N, 8NAN	39-49
9N 508-B	Anchor (upper link & linch pin chain)	2	9N, 9NAN, 2N, 2NAN, 8N, 8NAN	39-49
9N 510-A	Cylinder (hydraulic lift)-use with 9N-547-A adjusting spring	1	9N, 9NAN, 2N, 2NAN, 8N, 8NAN	39-49
	350801-S7 Bolt (hydraulic cylinder to cover)-7/16"-20 x 3 21/64" sq. hd.	2	9N, 9NAN, 2N, 2NAN, 8N, 8NAN	39-49
	350802-S7 Bolt (hydraulic cylinder to cover)-7/16"-20 x 5" sq. hd.	2	9N, 9NAN, 2N, 2NAN, 8N, 8NAN	39-49
	33794-S34 Nut-7/16"-20			
2N 512	Lever assy (hydraulic lift)	1	9N, 9NAN, 2N, 2NAN, 8N, 8NAN	39-49
	20304-S7 Bolt (control lever to friction plate)-hex head-1/4"-20 x 7/16"	2	9N, 9NAN, 2N, 2NAN, 8N, 8NAN	39-49
	34805-S8 Lockwasher-1/4"			
2N 514	Plate and control lever assy (friction)	1	2N, 2NAN, 8N, 8NAN	43-49
9N 515-A3	Quadrant assy (hydraulic lift control)-9" outer quadrant rim to tube end	1	9N, 9NAN, 2N, 2NAN	39-47
	21443-S8 Bolt (quadrant to hydraulic lift housing cover)-hex head-7/16"-14 x .94"	4	9N, 9NAN, 2N, 2NAN, 8N, 8NAN	39-49
	351428-S7 Washer-flat-7/16"			





PARTS CATALOGUE

PART NUMBER	PART NAME	NO. REQ'D	MODEL	YEAR
8N 515	Quadrant assy (hydraulic lift control)	1	8N, 8NAN	48-49
	351502-S Washer (hydraulic lift control shaft to friction plate)-1.0" x .089" flat	1	8N, 8NAN	48-49
2N 516	Plate (hydraulic lift control quadrant friction)	1	9N, 9NAN, 2N, 2NAN, 8N, 8NAN	39-49
9N 517	Shaft (hydraulic lift control lever)-10.62" long	1	9N, 9NAN, 2N, 2NAN	39-47
	33817-S7 Nut (lever to shaft)-hex-slotted-7/16"-20	1	9N, 9NAN, 2N, 2NAN	39-47
	72026-S7 Cotter pin-1/8" x 7/8"			
8N 517	Shaft (hydraulic lift control lever)-9.25" long	1	8N, 8NAN	48-49
	33965-S7 Nut (hydraulic lift control shaft to hand control lever)-3/8"-24 castle	1	8N, 8NAN	48-49
	351385-S7 Washer-3/8" flat			
	72034-S Cotter pin-3/32" x 1"			
	351047-S7 Nut (hydraulic lift control shaft to friction plate)-7/16"-20" lock	1	9N, 9NAN, 2N, 2NAN, 8N, 8NAN	39-49
	34748-S7 Washer-7/16" flat			
	74175-S Key (control arm to shaft)-Woodruff-5/32" x 5/8"	1	9N, 9NAN, 2N, 2NAN, 8N, 8NAN	39-49
9N 518	Disc (lever assy to quadrant)-friction	1	9N, 9NAN, 2N, 2NAN, 8N, 8NAN	39-49
9N 520	Retainer (control lever)	1	9N, 9NAN, 2N, 2NAN, 8N, 8NAN	39-49
	20302-S7 Bolt (retainer to quadrant)-hex head-5/16"-18 x 3/8"	2	9N, 9NAN, 2N, 2NAN, 8N, 8NAN	39-49
9N 521	Stop assy (lever retainer)	1	9N, 9NAN, 2N, 2NAN, 8N, 8NAN	39-49
	34745-S8 Washer (control lever stop)-flat-1/4"	1	9N, 9NAN, 2N, 2NAN, 8N, 8NAN	39-49
	355924-S7 Nut-wing-1/4"-28	1	9N, 9NAN, 2N, 2NAN, 8N, 8NAN	39-49
9N 522	Washer (lever to shaft)-spring	1	9N, 9NAN, 2N, 2NAN, 8N, 8NAN	39-49
9N 523-A	Gasket (lower link support plate)-oval end	2	9N, 9NAN	39-42
9N 523-B	Gasket (lower link support plate)-square end	2	9N, 9NAN, 2N, 2NAN	39-47
9N 525-B	Seat (hydraulic lift draft control spring adjusting)	1	9N, 9NAN, 2N, 2NAN, 8N, 8NAN	39-49
9N 526	Rod (ram arm to hydraulic lift piston connecting)	1	9N, 9NAN, 2N, 2NAN, 8N, 8NAN	39-49
	74034-S Pin (connecting rod to ram arm)-clevis-5/16" x 2 1/8"	1	9N, 9NAN, 2N, 2NAN, 8N, 8NAN	39-49
	72005-S Cotter pin-1/8" x 1 1/2"			
9N 527	Plate (hand lift cover)-without pin riveted in place	1	9N, 9NAN, 2N, 2NAN	39-47
8N 527	Plate assy (hand lift cover)-with pin riveted in place	1	8N, 8NAN	48-49
9N 529	Felt (hydraulic lift draft control spring seat)	1	9N, 9NAN, 2N, 2NAN, 8N, 8NAN	39-49
9N 530	Piston (hydraulic lift)	1	9N, 9NAN, 2N, 2NAN, 8N, 8NAN	39-49
9N 531	Bushing (hydraulic lift shaft)-2" I.D. x 2 3/8" O.D. x 3" long	2	9N, 9NAN, 2N, 2NAN, 8N, 8NAN	39-49
9N 532	Gasket (quadrant to cover)	1	9N, 9NAN, 2N, 2NAN, 8N, 8NAN	39-49
9N 533	Ring (hydraulic lift piston)-not serviced separately -order 9N 675	3	9N, 9NAN, 2N, 2NAN, 8N, 8NAN	39-49
9N 535	Rocker (hydraulic lift)-with 49/64" anchor hole	1	9N, 9NAN, 2N, 2NAN	39-47
8N 535	Rocker (hydraulic lift)-with 1 1/64" anchor hole	1	8N, 8NAN	48-49
	352625-S7 Pin (hydraulic lift rocker to yoke)-.705" x 2.9" clevis	2	9N, 9NAN, 2N, 2NAN, 8N, 8NAN	39-49
	72036-S7 Cotter pin (rocker to 9N-546-C yoke)-5/32" x 1"	2	9N, 9NAN, 2N, 2NAN, 8N, 8NAN	39-49
9N 539	Spring (hydraulic fork retraction)-4.88" free length -.62" O.D.	1	9N, 9NAN, 2N, 2NAN	39-47
8N 539	Spring (draft control)-4.60" free length-.75" O.D.	1	8N, 8NAN	48-49



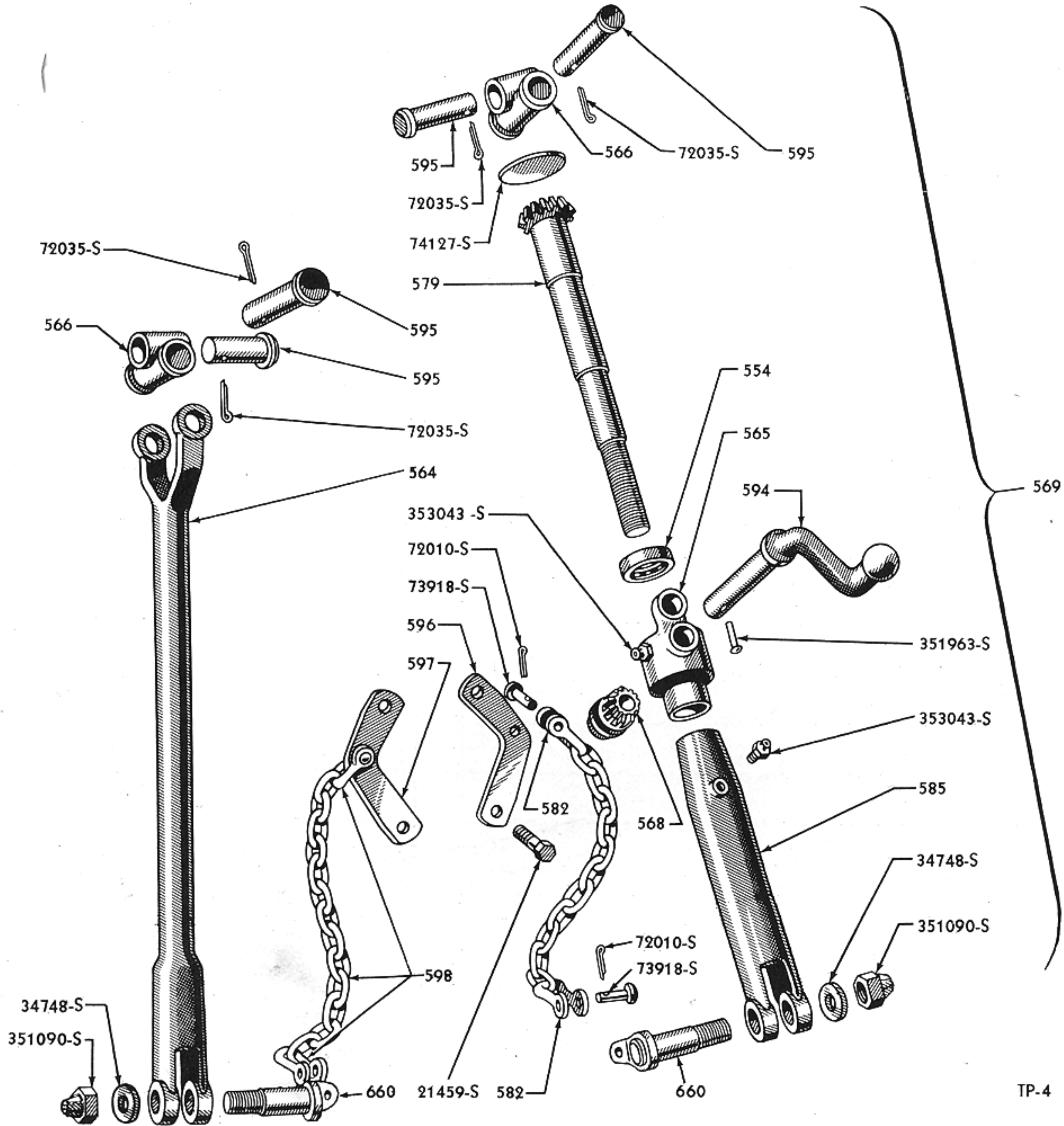


## PARTS

## CATALOGUE

PART NUMBER	PART NAME	NO. REQ'D	MODEL	YEAR
9N 540	Fork (spring control)	1	9N, 9NAN, 2N, 2NAN	39-47
	352592-S Pin (spring control fork to hand control fork)-clevis-3/8" x 1 1/4"	2	9N, 9NAN, 2N, 2NAN	39-47
	73956-S7 Pin (spring control fork to plunger)-clevis-3/8" x 1 7/16"	1	9N, 9NAN, 2N, 2NAN	39-47
	72010-S7 Cotter pin-1/8" x 5/8"			
8N 540-A2	Link assy (connecting draft control)	1	8N, 8NAN	48-49
	33967-S Nut (draft control link assy)-7/16"-20 castle	1	8N, 8NAN	48-49
	72034-S Cotter pin 3/32" x 1"			
	34443-S Locknut (draft control link assy)-5/16"-24	1	8N, 8NAN	48-49
	34746-S Washer-5/16" flat			
	352594-S Pin (hydraulic lift plunger to link)-clevis-3/8" x 1.44"	1	8N, 8NAN	48-49
	72010-S7 Cotter pin-1/8" x 5/8"			
● 9N 541-C	Plunger (hydraulic lift draft control spring)-not serviced separately-order kit 9N 489	1	9N, 9NAN, 2N, 2NAN	39-47
8N 541	Plunger (hydraulic lift draft control spring)	1	8N, 8NAN	48-49
9N 543	Arm (hydraulic lift shaft)	2	9N, 9NAN, 2N, 2NAN, 8N, 8NAN	39-49
9N 544	Shaft (hydraulic lift)	1	9N, 9NAN, 2N, 2NAN, 8N, 8NAN	39-49
9N 545	Ram arm (hydraulic lift shaft)	1	9N, 9NAN, 2N, 2NAN	39-47
8N 545	Arm (hydraulic lift ram)	1	8N, 8NAN	48-49
	74034-S Pin (connecting rod to ram arm)-clevis-5/16" x 2-1/8"	1	9N, 9NAN, 2N, 2NAN, 8N, 8NAN	39-49
	72005-S Cotter pin-1/8" x 1/2"			
● 9N 546-C	Yoke (control spring)-use with 8N-541 or in 9N 489 kit	1	9N, 9NAN, 2N, 2NAN, 8N, 8NAN	39-49
9N 547-B	Spring (hydraulic lift draft control)-5.570" free length x 1.125" I.D.	1	9N, 9NAN, 2N, 2NAN, 8N, 8NAN	39-49
9N 550	Lockwasher (hydraulic lift)	2	9N, 9NAN, 2N, 2NAN, 8N, 8NAN	39-49
	20874-S7 Bolt (hydraulic lift shaft end plate)-7/16"-20 x .68"-hex head	4	9N, 9NAN, 2N, 2NAN, 8N, 8NAN	39-49
9N 551	Washer (arm to shaft)	2	9N, 9NAN, 2N, 2NAN, 8N, 8NAN	39-49
9N 552	Gasket (hydraulic cylinder to center housing cover)-15/32" I.D.-1" O.D.	2	9N, 9NAN, 2N, 2NAN, 8N, 8NAN	39-49
9N 553	Gasket (hydraulic cylinder to center housing cover)-4.12" in length	1	9N, 9NAN, 2N, 2NAN, 8N, 8NAN	39-49
9N 554	Bearing assy (leveling gear)	1	9N, 9NAN, 2N, 2NAN, 8N, 8NAN	39-49
9N 555	Link assy (hydraulic lower lift)-RH	1	9N, 9NAN, 2N, 2NAN, 8N, 8NAN	39-49
9N 556	Link assy (hydraulic lower lift)-LH	1	9N, 9NAN, 2N, 2NAN, 8N, 8NAN	39-49
	9N 5182 Drawbar	1	9N, 9NAN, 2N, 2NAN, 8N, 8NAN	39-49
9N 560	Pin (upper link to rocker)	2	9N, 9NAN, 2N, 2NAN, 8N, 8NAN	39-49
9N 562-B	Plate (lower link support)	2	9N, 9NAN, 2N, 2NAN	39-47
	357701-S7 Stud-7/16"-14 & 7/16"-20 x 1 3/4"	2	9N, 9NAN, 2N, 2NAN	39-47
	33792-S8 Nut-hex-7/16"-20			
9N 563	Shaft (lower link support)-4.70" long-used with 9N-562-B	2	9N, 9NAN, 2N, 2NAN	39-47
8N 563	Shaft (lower link support)-4.87" long	2	8N, 8NAN	48-49
	33860-S7 Nut (link assy to shaft)-5/8"-18-castle	2	9N, 9NAN, 2N, 2NAN, 8N, 8NAN	39-49
	34761-S Washer-5/8"-flat			
	72026-S7 Cotter pin-1/8" x 7/8"			
	356087-S8 Nut (lower link shaft to rear axle center housing)-5/8"-18-lock	2	9N, 9NAN, 2N, 2NAN, 8N, 8NAN	39-49





TP-4

### 1939-49 LEVELING BOX ASSEMBLY AND RELATED PARTS

Basic numbers only shown on illustration. Order by Part Numbers shown in list of parts.

PART NUMBER	PART NAME	NO. REQ'D	MODEL	YEAR 19__
9N 564	Rod (hydraulic lift leveling)-LH	1	9N, 9NAN, 2N, 2NAN, 8N, 8NAN	39-49
9N 565	Box (leveling gear)	1	9N, 9NAN, 2N, 2NAN, 8N, 8NAN	39-49
	74127-S Plug-expansion-1-3/4"-pressed into 9N 565	1	9N, 9NAN, 2N, 2NAN, 8N, 8NAN	39-49
9N 566	Knuckle (leveling box to hydraulic lift arm)	1	9N, 9NAN, 2N, 2NAN, 8N, 8NAN	39-49
9N 566	Knuckle (rod to hydraulic lift arm)	1	9N, 9NAN, 2N, 2NAN, 8N, 8NAN	39-49
9N 567	Tube (center housing oil)	1	9N, 9NAN, 2N, 2NAN, 8N, 8NAN	39-49
9N 568	Gear (hydraulic lever leveling)	1	9N, 9NAN, 2N, 2NAN, 8N, 8NAN	39-49

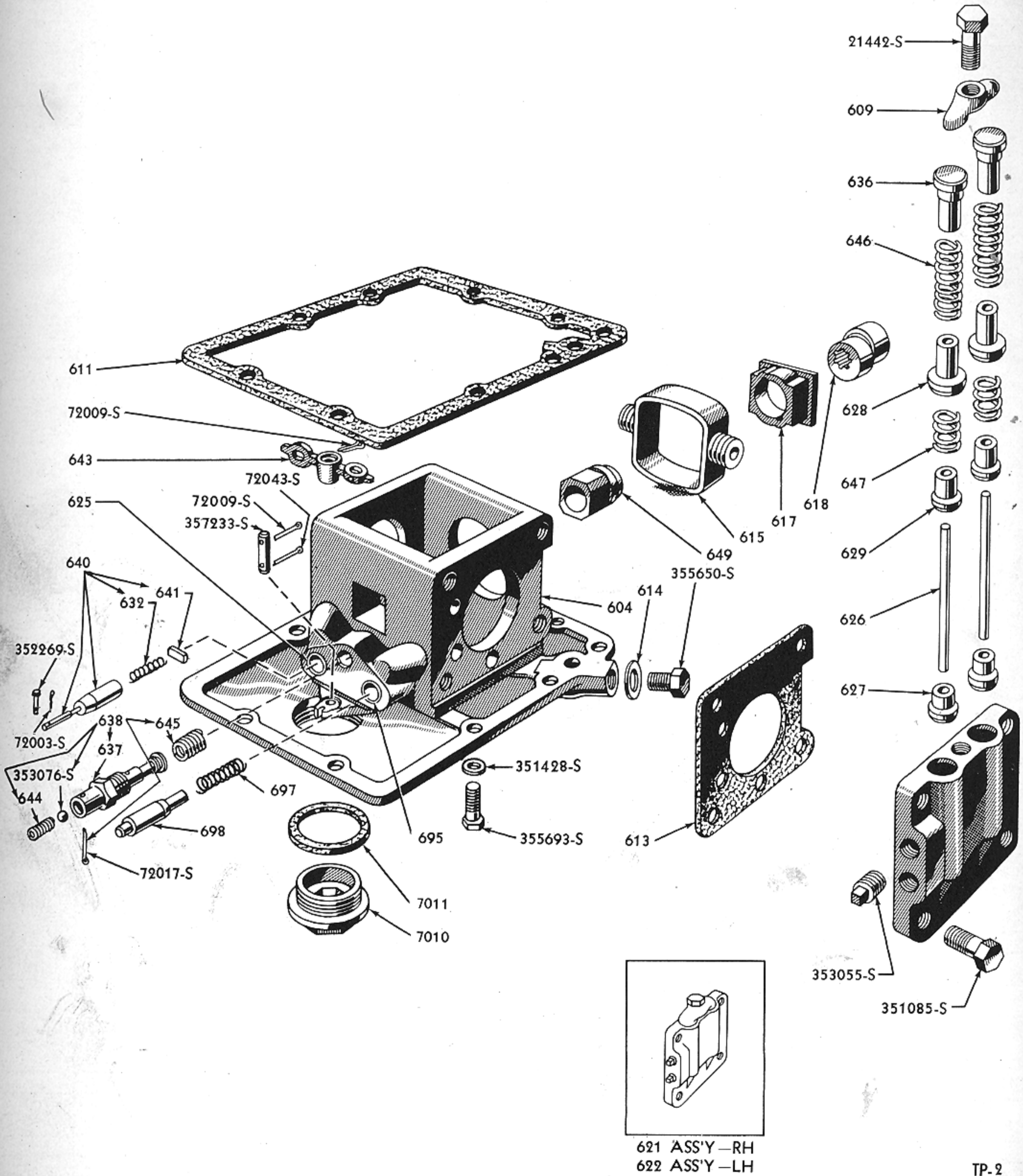


PARTS

CATALOGUE

PART NUMBER	PART NAME	NO. REQ'D	MODEL	YEAR
9N 569	Box assy (hydraulic lift leveling)	1	9N, 9NAN, 2N, 2NAN, 8N, 8NAN	39-49
9N 572-C	Clip (linch pin)	2	8N, 8NAN	48-49
9N 573-B	Chain (link pin and linch pin)	1	9N, 9NAN, 2N, 2NAN, 8N, 8NAN	39-49
2N 574	Pin (linch)	4 5	9N, 9NAN, 2N, 2NAN 8N, 8NAN	39-47 48-49
2N 575	Ring (linch pin locking)	4 5	9N, 9NAN, 2N, 2NAN 8N, 8NAN	39-47 48-49
2N 576-B	Link assy (upper)	1	9N, 9NAN, 2N, 2NAN, 8N, 8NAN	39-49
	355729-S7 Bolt (upper front half link to rear link)-oval head-7/16"-20 x 1-1/2"	3	9N, 9NAN, 2N, 2NAN, 8N, 8NAN	39-49
	33794-S34 Nut-hex-7/16"-20			
	351428-S7 Washer-flat-7/16"			
9N 579	Shaft leveling gear)	1	9N, 9NAN, 2N, 2NAN, 8N, 8NAN	39-49
9N 582	Clevis (lower link anchor)	4	9N, 9NAN, 2N, 2NAN, 8N, 8NAN	39-49
9N 583-A	Clip and chain assy (lower link linch pin)-9 links-chain not required-use 9N 572-C only	2	9N, 9NAN	39-41
9N 583-B	Clip and chain assy (lower link linch pin)-8 links-chain not required-use 9N 572-C only	2	9N, 9NAN, 2N, 2NAN, 8N, 8NAN	42-48
9N 585	Fork (hydraulic lift rod)-RH-10.36" long-straight	1	9N, 9NAN, 2N, 2NAN, 8N, 8NAN	39-49
	353043-AS7 Fitting (gear box and fork)-lubricator-1/4"-28	2	9N, 9NAN, 2N, 2NAN, 8N, 8NAN	39-49
9N 587-B	Bolt (check chain)-eye-replaced by 8N 660	2	9N, 9NAN, 2N, 2NAN, 8N, 8NAN	39-48
9N 588	Chain assy (upper link pin)-rear	1	9N, 9NAN, 2N, 2NAN, 8N, 8NAN	39-49
9N 594	Lever (gear and shaft operating)	1	9N, 9NAN, 2N, 2NAN, 8N, 8NAN	39-49
	351963-S Rivet (lever to box)-oval disc-3/16" x .94"	1	9N, 9NAN, 2N, 2NAN, 8N, 8NAN	39-49
9N 595	Pin (knuckle to leveling box)-13/16" x 3.37" overall	2	9N, 9NAN, 2N, 2NAN, 8N, 8NAN	39-49
9N 595	Pin (knuckle to hydraulic lift)-13/16" x 3.37" overall	2	9N, 9NAN, 2N, 2NAN, 8N, 8NAN	39-49
	72035-S7 Cotter pin-1/8" x 1"	4	9N, 9NAN, 2N, 2NAN, 8N, 8NAN	39-49
9N 596	Anchor (lower link check chain)-RH	1	9N, 9NAN, 2N, 2NAN, 8N, 8NAN	39-49
9N 597	Anchor (lower link check chain)-LH	1	9N, 9NAN, 2N, 2NAN, 8N, 8NAN	39-49
	21459-S7 Bolt (anchor to center housing)-hex head-7/16"-14 x 1-5/8"	4	9N, 9NAN, 2N, 2NAN, 8N, 8NAN	39-49
9N 598	Chain and clevis assy (lower link anchor)-10.75" long	2	9N, 9NAN, 2N, 2NAN, 8N, 8NAN	39-49
	73918-S7 Pin-clevis-5/16" x 1-1/8"	4	9N, 9NAN, 2N, 2NAN, 8N, 8NAN	39-49
	72010-S7 Cotter pin-1/8" x 5/8"			





**1948-49 HYDRAULIC PUMP ASSEMBLY**  
 Basic numbers only shown on illustration. Order by Part Numbers shown in list of parts.





PARTS

CATALOGUE

PART NUMBER	PART NAME	NO. REQ'D	MODEL	YEAR
9N 600	Pump assy (hydraulic)-with vertical valve ports	1	9N, 9NAN, 2N, 2NAN	39-47
8N 600-A2	Pump assy (hydraulic)-with horizontal valve ports	1	8N, 8NAN	48-49
	355693-S7 Bolt (pump to center housing)- 7/16"-14 x 1-3/8"	9	9N, 9NAN, 2N, 2NAN, 8N, 8NAN	39-49
	351428-S7 Washer-7/16" plain			
9N 604	Base assy (hydraulic pump)-used with 9N-604	1	9N, 9NAN, 2N, 2NAN	39-47
8N 604-A2	Base assy (hydraulic pump)-includes bushings 8N 625 and 8N 695-A2-used with 8N-640-A2	1	8N, 8NAN	48-49
	9N-7010 Plug (hydraulic pump drain)-2 1/2"	1	9N, 9NAN, 2N, 2NAN, 8N, 8NAN	39-49
	8N-7011 Gasket (hydraulic pump drain plug)	1	9N, 9NAN, 2N, 2NAN, 8N, 8NAN	39-49
	357233-S Pin (hydraulic pump base)-dowel	1	8N, 8NAN	48-49
	72009-S7 Cotter pin (used in upper end of 357233-S)-3/32" x 5/8"	2	8N, 8NAN	48-49
	72043-S Cotter pin (used in lower end of 357233-S)-3/32" x 1 1/8"	1	8N, 8NAN	48-49
	355650-S Plug (hydraulic pump)-1/2"-20 x .62"	1	9N, 9NAN, 2N, 2NAN, 8N, 8NAN	39-49
9N 609	Clamp (hydraulic pump valve chamber)-top	2	9N, 9NAN, 2N, 2NAN, 8N, 8NAN	39-49
	21442-S Bolt (clamp to valve chamber)- hex head-7/16"-14 x 1-3/8"	2	9N, 9NAN, 2N, 2NAN, 8N, 8NAN	39-49
9N 611	Gasket (pump base to center housing)-asbestos	1	9N, 9NAN, 2N, 2NAN, 8N, 8NAN	39-49
9N 613	Gasket (valve chamber to base)-asbestos	2	9N, 9NAN, 2N, 2NAN, 8N, 8NAN	39-49
9N 614	Gasket (center housing drain plug)-steel	1	9N, 9NAN, 2N, 2NAN, 8N, 8NAN	39-49
9N 615	Piston (hydraulic pump)	2	9N, 9NAN, 2N, 2NAN, 8N, 8NAN	39-49
9N 617	Cam (hydraulic pump block)	2	9N, 9NAN, 2N, 2NAN, 8N, 8NAN	39-49
9N 618	Cam (hydraulic pump)	1	9N, 9NAN, 2N, 2NAN, 8N, 8NAN	39-49
9N 621	Chamber assy (hydraulic pump valve)-RH	1	9N, 9NAN, 2N, 2NAN, 8N, 8NAN	39-49
9N 622	Chamber assy (hydraulic pump valve)-LH	1	9N, 9NAN, 2N, 2NAN, 8N, 8NAN	39-49
	353055-S Plug (hydraulic pump valve chamber)-pipe-1/4"-18	4	9N, 9NAN, 2N, 2NAN, 8N, 8NAN	39-49
	20881-S7 Bolt (valve chamber to body)- hex head-7/16"-20 x 1-9/16"- use with aluminum base	8	9N, 9NAN, 2N, 2NAN	39-49
	351085-S7 Bolt (valve chamber to body)- hex head-7/16"-20 x 1 1/4"- use with cast iron base	8	9N, 9NAN, 2N, 2NAN, 8N, 8NAN	39-49
2N 624	Support (hydraulic lift draft control spring seat)	1	9N, 9NAN, 2N, 2NAN, 8N, 8NAN	39-49
	21441-S7 Bolt (plate to cover)-hex head- 7/16"-14 x 1-1/4"	3	9N, 9NAN, 2N, 2NAN, 8N, 8NAN	39-49
9N 625-A	Bushing (hydraulic pump exhaust valve)-1.0215" O.D.- .68" I.D. x 2.31"	1	9N, 9NAN, 2N, 2NAN	39-49
8N 625	Bushing (hydraulic pump exhaust valve)-1" O.D.- .5925" I.D. x 2.56"	1	8N, 8NAN	48-49
9N 626	Guide (valve chamber assy valve)	4	9N, 9NAN, 2N, 2NAN, 8N, 8NAN	39-49
9N 627	Socket (hydraulic pump valve guide)	4	9N, 9NAN, 2N, 2NAN, 8N, 8NAN	39-49
9N 628	Valve (hydraulic pump outlet)	4	9N, 9NAN, 2N, 2NAN, 8N, 8NAN	39-49
9N 629	Valve (hydraulic pump inlet)	4	9N, 9NAN, 2N, 2NAN, 8N, 8NAN	39-49
9N 632	Spring (hydraulic pump exhaust valve)	1	9N, 9NAN, 2N, 2NAN, 8N, 8NAN	39-49
9N 636	Plug (hydraulic pump valve chamber)	4	9N, 9NAN, 2N, 2NAN, 8N, 8NAN	39-49
9N 637	Retainer (hydraulic pump valve)	1	9N, 9NAN, 2N, 2NAN, 8N, 8NAN	39-49
9N 638	Valve assy (hydraulic pump safety)	1	9N, 9NAN, 2N, 2NAN, 8N, 8NAN	39-49
	72017-S Cotter pin-1/8" x 3/4"	1	9N, 9NAN, 2N, 2NAN, 8N, 8NAN	39-49





## PARTS

## CATALOGUE

PART NUMBER	PART NAME	NO. REQ'D	MODEL	YEAR
9N 640	Valve assy (hydraulic pump exhaust)-has "T" shaped construction-used with 9N 504-B hydraulic lift fork assy	1	9N, 9NAN, 2N, 2NAN	39-47
8N 640-A2	Valve assy (hydraulic pump exhaust)	1	8N, 8NAN	48-49
	352269-S7 Pin (exhaust valve stem to control lever)-clevis-1/8" x .83"	1	8N, 8NAN	48-49
	72003-S Cotter pin-1/16" x 1/2"			
8N 641-A	Pin (hydraulic pump exhaust valve retainer)	1	8N, 8NAN to Serial 67219	48-49
8N 641-B	Pin (hydraulic pump exhaust valve retainer)-1/16" thick x 5/32" wide x 31/64" long -used with 8N-640-A2	1	8N, 8NAN beginning with Serial 67220	48-49
8N 642	Stem (hydraulic pump exhaust valve)-replaced by 8N-640-A2	1	8N, 8NAN	48-49
8N 643	Lever (intake and exhaust valve control)	1	8N, 8NAN	48-49
9N 644	Spring (hydraulic pump valve retainer)	1	9N, 9NAN, 2N, 2NAN, 8N, 8NAN	39-49
9N 645	Spring (hydraulic check valve)-1.06" free length x .32" I.D.	1	9N, 9NAN, 2N, 2NAN, 8N, 8NAN	39-49
9N 646	Spring (hydraulic outlet valve)-1.75" free length x .44" I.D.	4	9N, 9NAN, 2N, 2NAN, 8N, 8NAN	39-49
9N 647	Spring (hydraulic inlet valve)-.70" free elngth x .38" I.D.	4	9N, 9NAN, 2N, 2NAN, 8N, 8NAN	39-49
9N 649	Bushing (power take-off shaft)-in valve chamber	1	9N, 9NAN, 2N, 2NAN, 8N, 8NAN	39-49
8N 660	Eyelet assy (check chain)	2	9N, 9NAN, 2N, 2NAN, 8N, 8NAN	39-49
	351090-S7 Nut (eyelet assy lock)-7/16"-20	2	9N, 9NAN, 2N, 2NAN, 8N, 8NAN	39-49
	34748-S Washer-7/16" flat			
2N 666-B	Link assy (upper halves)	2	9N, 9NAN, 2N, 2NAN, 8N, 8NAN	39-49
9N 675	Set (hydraulic lift piston ring)-consists of three 9N-533 rings	1	9N, 9NAN, 2N, 2NAN, 8N, 8NAN	39-49
8N 680	Arm assy (drawbar control)	1	8N, 8NAN	48-49
	73298-S18 Pin (drawbar control arm)-dowel-5/16" dia. x 7/8"	1	8N, 8NAN	48-49
	73344-S Pin (drawbar control arm)-dowel 3/16" x 1 3/8"	1	8N, 8NAN	48-49
8N 683	Rod (drawbar control)	1	8N, 8NAN	48-49
	34420-S2 Locknut (drawbar control rod to arm)-3/8"-24	1	8N, 8NAN	48-49



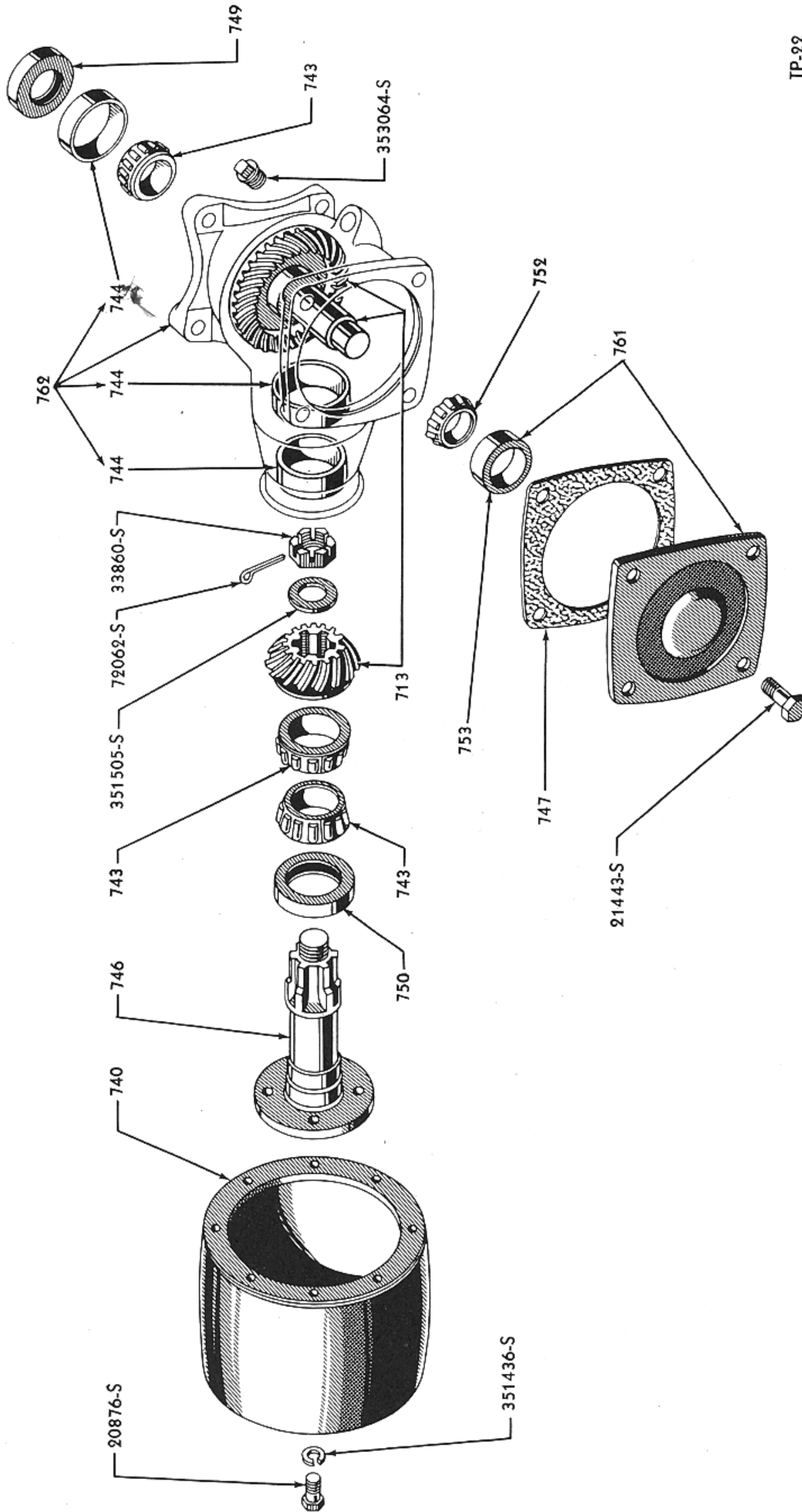
PARTS

CATALOGUE

PART NUMBER	PART NAME	NO. REQ'D	MODEL	YEAR
8N 684	Spring (drawbar control)	1	8N,8NAN	48-49
8N 685	Cam (drawbar control)	1	8N,8NAN	48-49
	73924-S Pin (drawbar control cam to link)-1/4" x 1 3/16"	1	8N,8NAN	48-49
	73939-S Pin (drawbar control cam to link)-1/4" x 1 5/16"	1	8N,8NAN	48-49
	72003-S Cotter pin-1/16" x 1/2"			
8N 686	Handle (drawbar control)	1	8N,8NAN	48-49
	60160-S Rivet (drawbar control handle to shaft)-3/16" x 1"	1	8N,8NAN	48-49
8N 687	Retainer (drawbar control arm spring and ball)-replaced by 74-7238	1	8N,8NAN	48
	352660-S Pin (drawbar arm to hydraulic lift cover)-not serviced-replaced by 79 7234, 74 7238 and 353075-S	1	8N,8NAN	48
8N 689	Plate (drawbar control cam)	1	8N,8NAN	48-49
8N 690	Link (drawbar control)	1	8N,8NAN	48-49
8N 691	Bushing (draft control)-1.60" long x .630" O.D. x .439" I.D.	1	8N,8NAN	48-49
8N 692	Swivel (draft control)	1	8N,8NAN	48-49
8N 693	Arm (drawbar control)	1	8N,8NAN	48-49
	352648-S Pin (drawbar control arm to link)-1/4" dia. x .58" long	1	8N,8NAN	48-49
	34745-S Washer-1/4" flat			
	72003-S Cotter pin-1/16" x 1/2"			
8N 695-A2	Bushing (hydraulic pump intake valve)	1	8N,8NAN	48-49
8N 697	Spring (hydraulic intake valve)	1	8N,8NAN	48-49
	34745-S Washer (hydraulic valve intake bushing spring retainer)-1/4"	1	8N,8NAN	48-49
	72052-S Cotter pin (hydraulic valve intake bushing spring retainer)-3/32" x 1 1/4"	1	8N,8NAN	48-49
8N 698-B	Valve (intake control hydraulic pump)	1	8N,8NAN	48-49
	34079-S Nut (intake valve adjusting)	1	8N,8NAN	48
	350024-S Bolt (intake valve adjusting)-not serviced-replaced by 8N-698-B	1	8N,8NAN	48



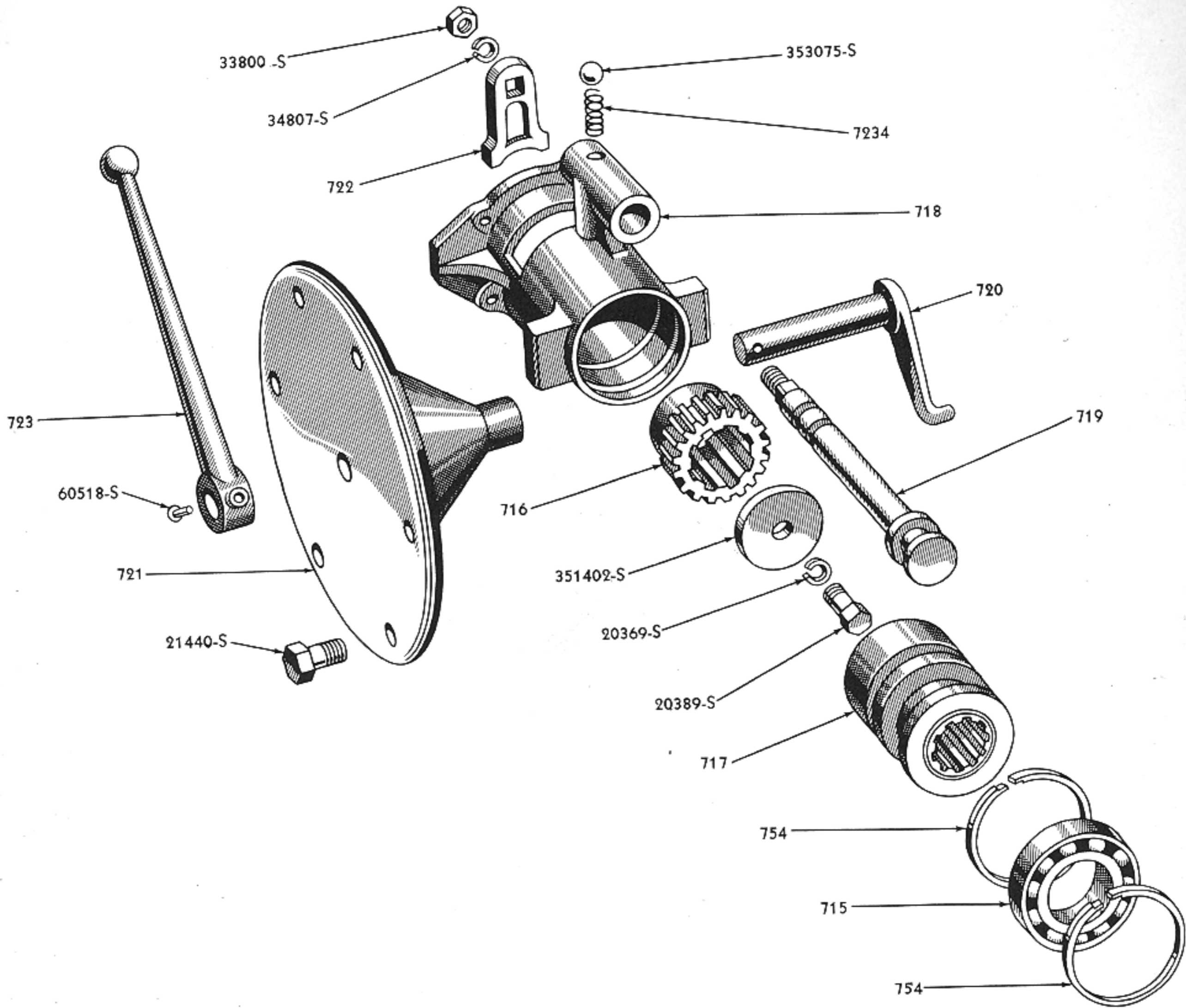
760



TP-22

### 1939-49 POWER TAKE-OFF GEAR, HOUSING AND PULLEY ASSEMBLY

Basic numbers only shown on illustration. Order by Part Numbers shown in list of parts.



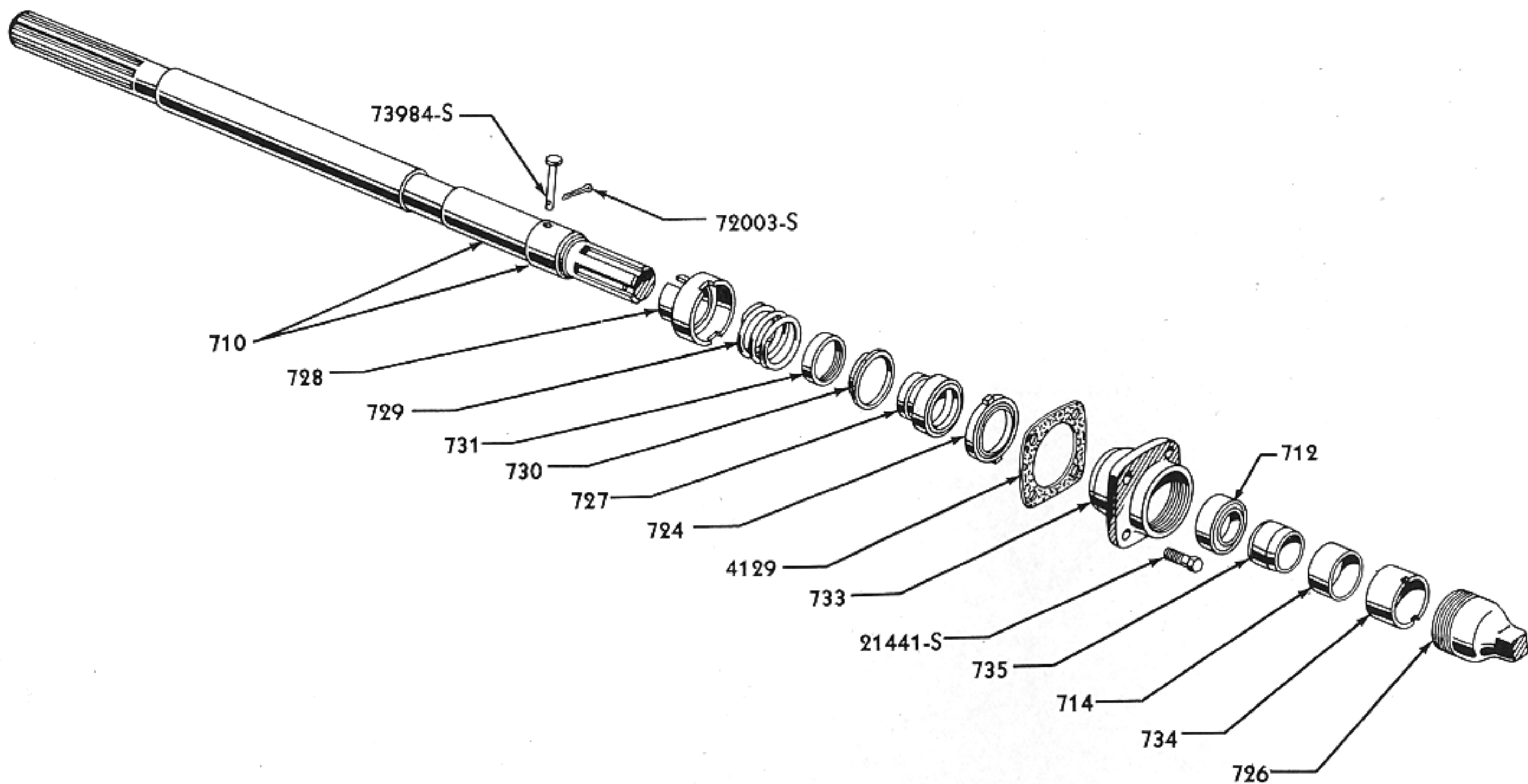
TP-5

### 1948-49 HYDRAULIC POWER TAKE-OFF SHIFTER LEVER, FORK AND RELATED PARTS

Basic numbers only shown on illustration. Order by Part Numbers shown in list of parts.

PART NUMBER	PART NAME	NO. REQ'D	MODEL	YEAR 19__
<b>Power Take-off</b>				
9N 700-C	Power take-off assy	1	9N, 9NAN, 2N, 2NAN, 8N, 8NAN	39-49
9N 703	Oil seal (power take-off)	1	2N, 2NAN, 8N, 8NAN	43-49
9N 710-A	Shaft and sleeve assy (power take-off)-used with 9N 733-A	1	9N, 9NAN, 2N, 2NAN	39-43
	73984-S Pin (sleeve to shaft)-1/4" x 1 11/16"-clevis	1	9N, 9NAN, 2N, 2NAN	39-43
	72003-S Cotter pin-1/16" x 1/2"			
9N 710-B	Shaft and sleeve assy (power take-off)-used with 9N 733-B	1	2N, 2NAN, 8N, 8NAN	43-49
9N 712	Bearing assy (power take-off)-replaced by 9N-715	1	9N, 9NAN, 2N, 2NAN	39-43
9N 713	Gear set (power take-off drive and driven)-matched	1	9N, 9NAN, 2N, 2NAN, 8N, 8NAN	39-49
9N 714	Washer (bearing retainer)-2" O.D.-1.62" I.D.-.62" thick	1	9N, 9NAN, 2N, 2NAN	39-43



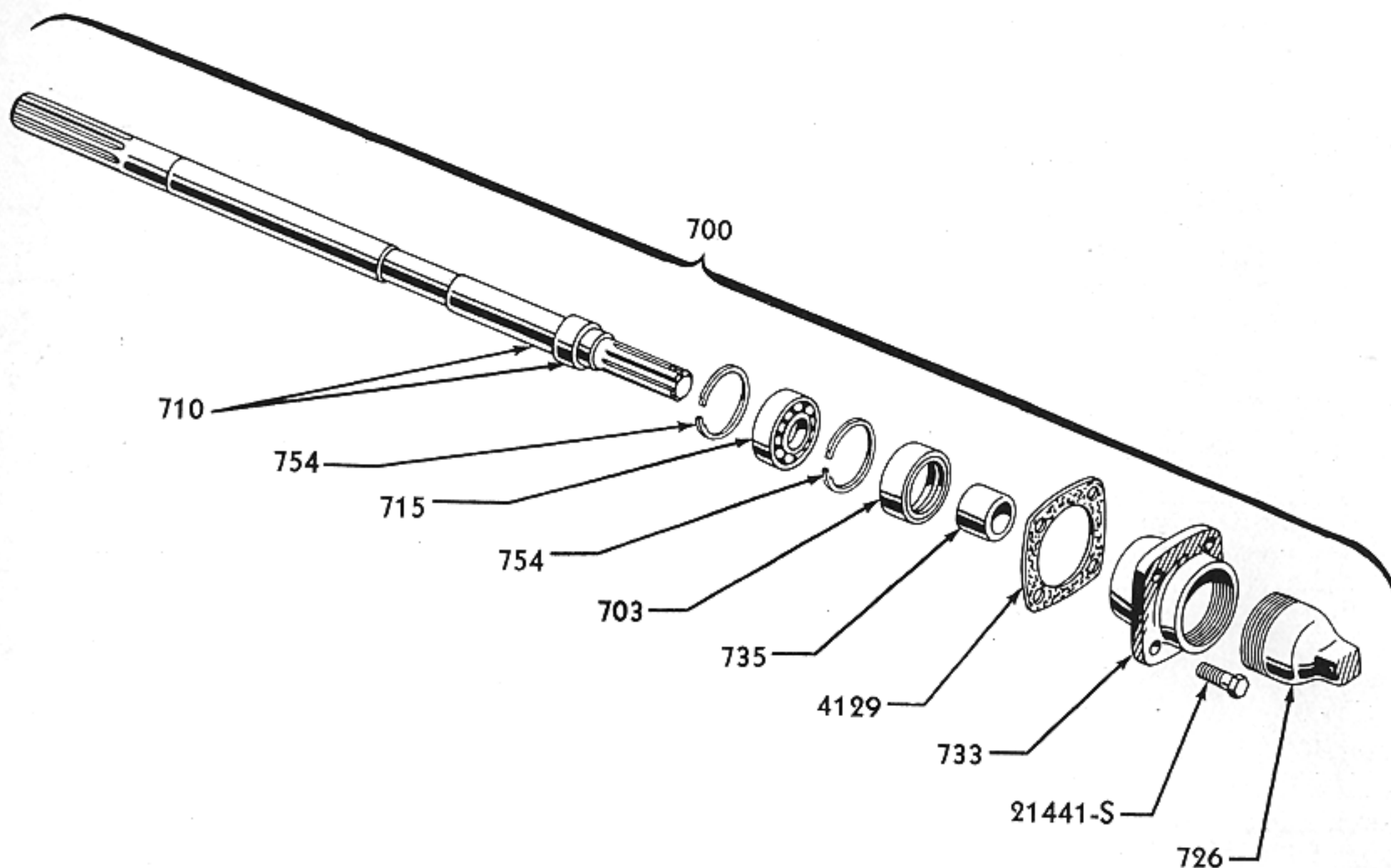


TP-21

### 1939-43 POWER TAKE-OFF ASSEMBLY

Basic numbers only shown on illustration. Order by Part Numbers shown in list of parts.

PART NUMBER	PART NAME	NO. REQ'D	MODEL	YEAR 19__
9N 715	Bearing assy (power take-off shifter lever and fork)	1	9N, 9NAN, 2N, 2NAN, 8N, 8NAN	39-49
9N 715	Bearing assy (power take-off shaft)	1	9N, 9NAN, 2N, 2NAN, 8N, 8NAN	39-49
9N 716	Hub (power take-off clutch)	1	9N, 9NAN, 2N, 2NAN, 8N, 8NAN	39-49
	20369-S Bolt (clutch hub to transmission)-hex head-3/8"-24 x 7/8"	1	9N, 9NAN, 2N, 2NAN, 8N, 8NAN	39-49
	34807-S8 Lockwasher-3/8"			
	351402-S Washer-13/32" I.D.-1 1/2" O.D.			
2N 717	Sleeve (power take-off clutch)	1	9N, 9NAN, 2N, 2NAN, 8N, 8NAN	39-49
8N 718	Support assy (power take-off shaft bearing)	1	9N, 9NAN, 2N, 2NAN, 8N, 8NAN	39-49
	79 7234 Spring (power take-off shifter rail mesh)	1	9N, 9NAN, 2N, 2NAN, 8N, 8NAN	39-49
	353075-S Ball (shifter rail mesh spring)-steel-3/8"	1	9N, 9NAN, 2N, 2NAN, 8N, 8NAN	39-49
9N 719	Rail (power take-off shifter)	1	9N, 9NAN, 2N, 2NAN, 8N, 8NAN	39-49
	33800-S8 Nut (shifter stop)-hex head-3/8"-24	1	9N, 9NAN, 2N, 2NAN, 8N, 8NAN	39-49
	34807-S8 Lockwasher-3/8"			
9N 720	Fork (power take-off shifter)	1	9N, 9NAN, 2N, 2NAN, 8N, 8NAN	39-49



TP-21 A

**1943-49 POWER TAKE-OFF ASSEMBLY**

Basic numbers only shown on illustration. Order by Part Numbers shown in list of parts.

PART NUMBER	PART NAME	NO. REQ'D	MODEL	YEAR 19
9N 721	Plate assy (power take-off shifter)-casting with external lever stop	1	9N, 9NAN, 2N, 2NAN	39-47
8N 721	Plate assy (power take-off shifter)-stamping without external lever stop	1	8N, 8NAN	48-49
9N 4131	Gasket (power take-off shifter plate to transmission housing)	1	9N, 9NAN, 2N, 2NAN, 8N, 8NAN	39-49
21440-S8	Bolt (shifter plate to housing) -hex head-7/16"-14 x 3/4"	4	9N, 9NAN, 2N, 2NAN	39-47
		2	8N, 8NAN	48-49
21443-S8	Bolt (shifter plate to housing)	2	8N, 8NAN	48-49
9N 722	Stop (power take-off shifter rail)	1	9N, 9NAN, 2N, 2NAN, 8N, 8NAN	39-49
9N 723	Lever (power take-off shifter)	1	9N, 9NAN, 2N, 2NAN, 8N, 8NAN	39-49
60518-S	Rivet (shifter lever to fork)- 1/4" x 1-1/4"	1	9N, 9NAN, 2N, 2NAN, 8N, 8NAN	39-49
9N 724	Washer (power take-off seal case)-2.25" O.D. x 1.376" I.D. x 1.25" thick	1	9N, 9NAN, 2N, 2NAN	39-43
9N 725-A	Shaft (power take-off)-replaced by 9N-710-A, 9N-728-B and 73984-S	1	9N, 9NAN before Tractor No. 7453	39-42
2N 726	Cap (power take-off cover)	1	9N, 9NAN, 2N, 2NAN, 8N, 8NAN	39-49
9N 727	Seal (power take-off bearing)	1	9N, 9NAN, 2N, 2NAN	39-43
9N 728-B	Case (power take-off sleeve bearing seal)	1	9N, 9NAN, 2N, 2NAN	39-43





## PARTS

## CATALOGUE

PART NUMBER	PART NAME	NO. REQ'D	MODEL	YEAR
9N 729	Spring (power take-off bearing seal)	1	9N, 9NAN, 2N, 2NAN	39-43
9N 730	Guide (power take-off spring)	1	9N, 9NAN, 2N, 2NAN	39-43
9N 731	Ring (power take-off bearing seal)	1	9N, 9NAN, 2N, 2NAN	39-43
9N 732	Snap ring (power take off)-1 1/4" I.D.-used with 9N-725-A shaft	1	9N, 9NAN	39-42
9N 733-A	Cover (power take-off shaft)-internal thread-2" deep replaced by 9N-733-B	1	9N, 9NAN, 2N, 2NAN	39-43
9N 733-B	Cover (power take-off shaft)-internal thread-3/4" deep-used with 9N-710-B	1	9N, 9NAN, 2N, 2NAN, 8N, 8NAN	39-49
	21441-S7 Bolt (cover to center housing)-hex head-7/16"-14 x 1 1/4"	4	9N, 9NAN, 2N, 2NAN, 8N, 8NAN	39-49
9N 734	Retainer (power take-off bearing)	1	9N, 9NAN, 2N, 2NAN	39-43
9N 735-A	Sleeve (power take-off)-1.615" O.D.-1.118" I.D. x 1" long-used with 9N-710-A	1	9N, 9NAN, 2N, 2NAN	39-43
9N 735-B	Sleeve (power take-off)-1.62" O.D.-1.118" I.D. x .88" long-used with 9N-710-B	1	2N, 2NAN, 9N, 8NAN	43-49
9N 736	Belt pulley assy-less pulley	1	9N, 9NAN, 2N, 2NAN, 8N, 8NAN	39-49
9N 740-A1	Pulley (power take-off)-9" diameter	1	9N, 9NAN, 2N, 2NAN, 8N, 8NAN	39-49
9N 740-B	Pulley (power take-off)-8" diameter	1	9N, 9NAN, 2N, 2NAN, 8N, 8NAN	39-49
	20876-S7 Bolt (pulley to shaft)-7/16"-20 x .88"	4	9N, 9NAN, 2N, 2NAN, 8N, 8NAN	39-49
	351436-S Lockwasher-7/16"			
9N 743	Cone and roller assy (power take-off pulley shaft to housing bearing)	1	9N, 9NAN, 2N, 2NAN, 8N, 8NAN	39-49
9N 743	Cone and roller assy (power take-off driven gear in housing bearing)	1	9N, 9NAN, 2N, 2NAN, 8N, 8NAN	39-49
9N 743	Cone and roller assy (power take-off drive gear bearing)	1	9N, 9NAN, 2N, 2NAN, 8N, 8NAN	39-49
9N 744	Cup (power take-off pulley shaft bearing)	1	9N, 9NAN, 2N, 2NAN, 8N, 8NAN	39-49
9N 744	Cup (power take-off driven gear bearing)	1	9N, 9NAN, 2N, 2NAN, 8N, 8NAN	39-49
9N 744	Cup (power take-off drive gear bearing)	1	9N, 9NAN, 2N, 2NAN, 8N, 8NAN	39-49



PARTS

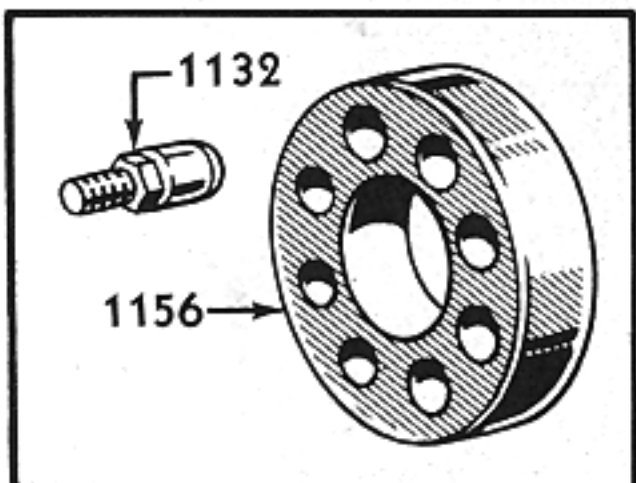
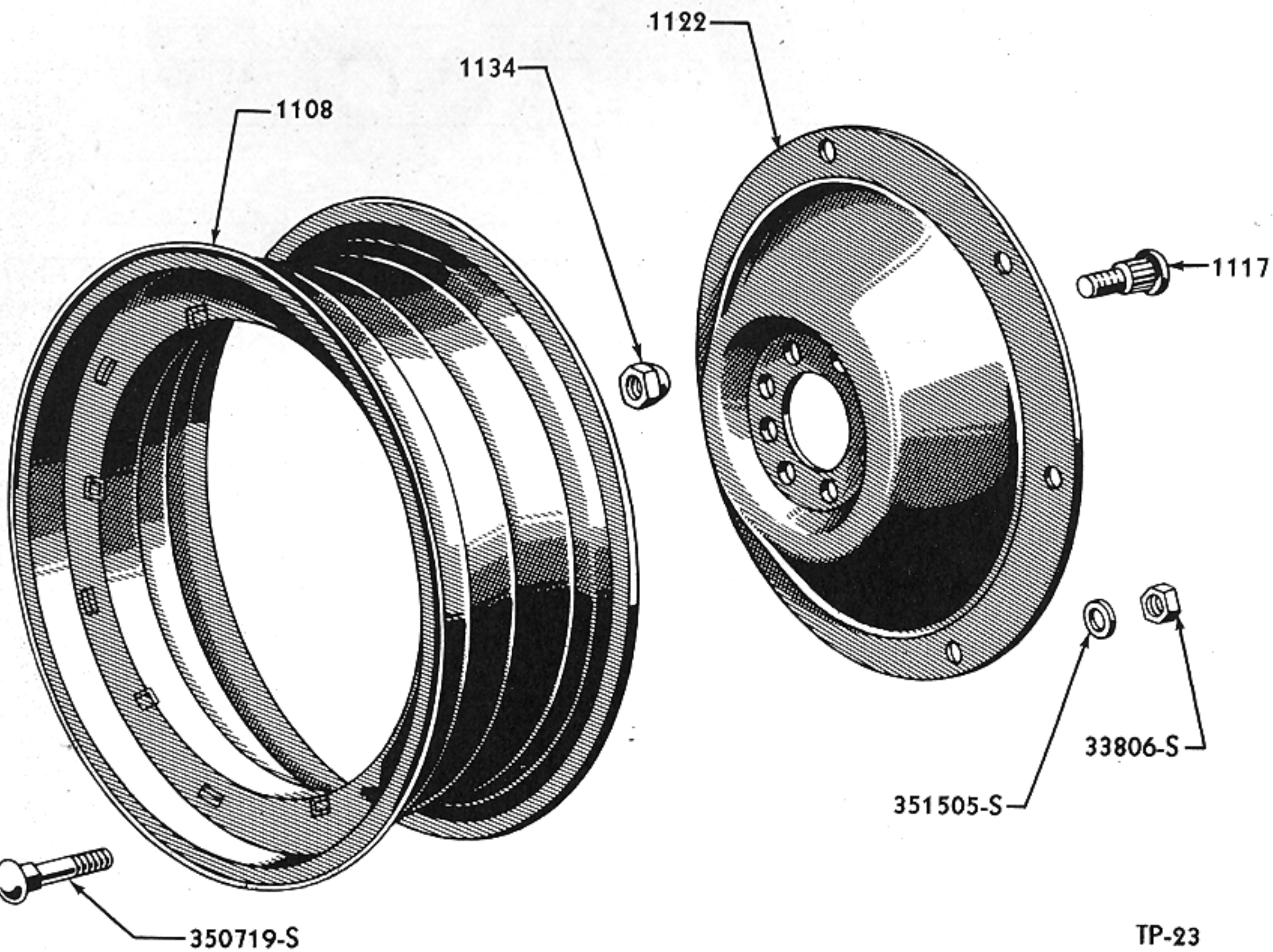
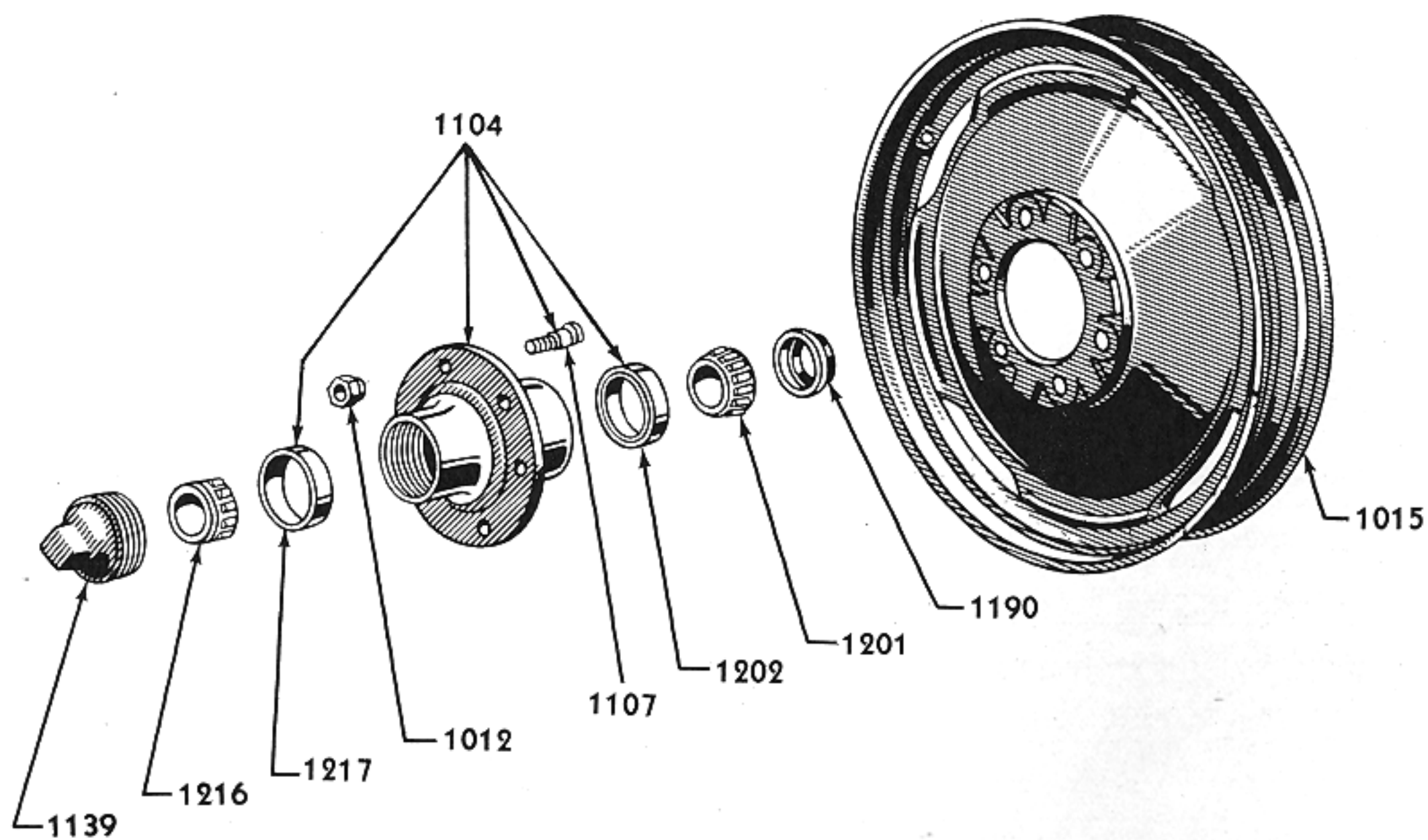
CATALOGUE

PART NUMBER	PART NAME	NO. REQ'D	MODEL	YEAR
9N 746	Shaft (power take-off pulley)	1	9N, 9NAN, 2N, 2NAN, 8N, 8NAN	39-49
	33860-S Nut (driven gear to pulley shaft)-castle-5/8"-18	1	9N, 9NAN, 2N, 2NAN, 8N, 8NAN	39-49
	351505-S7 Washer-flat-5/8"			
	72062-S Cotter pin-1/8" x 1 3/8"			
9N 747-A	Gasket (power take-off housing cover)-.020/.023"	As Req'd	9N, 9NAN, 2N, 2NAN, 8N, 8NAN	39-49
9N 747-B	Gasket (power take-off housing cover)-.016/.019"	As Req'd	9N, 9NAN, 2N, 2NAN, 8N, 8NAN	39-49
9N 747-C	Gasket (power take-off housing cover)-.012/.015"	As Req'd	9N, 9NAN, 2N, 2NAN, 8N, 8NAN	39-49
9N 749	Oil seal (power take-off drive gear bearing)-2.252" O.D.-1.375" I.D.-.485" thick	1	9N, 9NAN, 2N, 2NAN, 8N, 8NAN	39-49
9N 750	Oil seal (power take-off pulley shaft bearing)-2.752" O.D.-1.687" I.D.-.485" thick	1	9N, 9NAN, 2N, 2NAN, 8N, 8NAN	39-49
9N 752	Cone and roller assy (power take-off pilot bearing)	1	9N, 9NAN, 2N, 2NAN, 8N, 8NAN	39-49
9N 753	Cup (power take-off pilot bearing)	1	9N, 9NAN, 2N, 2NAN, 8N, 8NAN	39-49
9N 754	Snap ring (power take-off shaft bearing)-2.58" O.D.-2.26" I.D.-.0760" thick	2	9N, 9NAN, 2N, 2NAN, 8N, 8NAN	39-49
9N 754	Snap ring (power take-off shifter lever and fork bearing)-2.58" O.D.-2.26" I.D.-.0760" thick	2	9N, 9NAN, 2N, 2NAN, 8N, 8NAN	39-49
9N 760-A1	Belt pulley assy (power take-off)	1	9N, 9NAN, 2N, 2NAN, 8N, 8NAN	39-49
9N 761	Cover and bearing cup assy (power take-off)	1	9N, 9NAN, 2N, 2NAN, 8N, 8NAN	39-49
	21443-S8 Bolt (cover to housing)-hex head-7/16"-14 x .94"	4	9N, 9NAN, 2N, 2NAN, 8N, 8NAN	39-49
9N 762	Housing and bearing cup assy (power take-off)	1	9N, 9NAN, 2N, 2NAN, 8N, 8NAN	39-49
	353064-S8 Plug (housing drain)-1/2"-pipe	1	9N, 9NAN, 2N, 2NAN, 8N, 8NAN	39-49

Drawbar Clevis

8N 802	Clevis assy (draw bar)	1	8N, 8NAN	48-49
	352780-S8 Stud (draw bar clevis to center axle hsg.)-5/8"-11 & 5/8"-18 x 2.46"	4	8N, 8NAN	48-49
	33806-S34 Nut-5/8"-18-hex			
	351500-S8 Lockwasher-5/8"			
8N 804	Pin assy (draw bar clevis)	1	8N, 8NAN	48-49
	9N-7221-A Pin (draw bar clevis pin)-1/4" dia. x 1 1/2"	1	8N, 8NAN	48-49



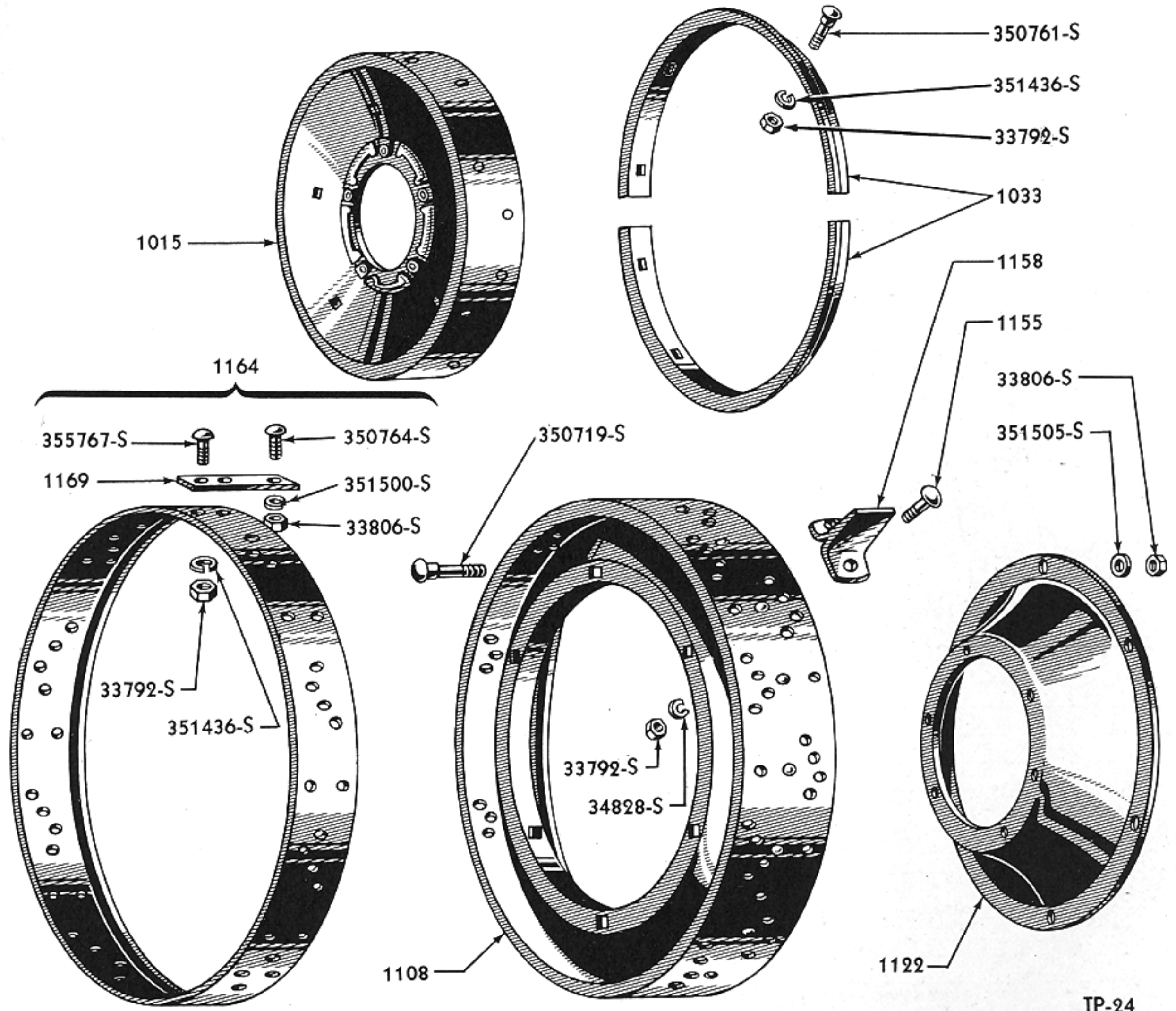


USED IN 1163 KIT ONLY

1948-49 FRONT AND REAR WHEEL (RUBBER) AND RELATED PARTS

Basic numbers only shown on illustration. Order by Part Numbers shown in list of parts.





**1939-47 FRONT AND REAR WHEEL (STEEL) AND RELATED PARTS**  
 Basic numbers only shown on illustration. Order by Part Numbers shown in list of parts.

PART NUMBER	PART NAME	NO. REQ'D	MODEL	YEAR
<b>Wheels, Hubs and Rims</b>				
2N 1012	Nut (wheel hub bolt)	12	9N, 9NAN, 2N, 2NAN, 8N, 8NAN	39-49
9N 1015-A	Wheel assy-front-11.25" bolt hole radius	2	9N, 9NAN, 2N, 2NAN	39-47
9N 1015-C	Wheel assy-front-25"-use with skid band 9N 1033-C	2	9N, 9NAN, 2N, 2NAN	39-47
8N 1015-A	Wheel assy-front-6" bolt hole radius-4 x 19 tire size	2	8N, 8NAN	48-49
8N 1015-B2	Wheel assy-front-16 x 4.25-used with front end loaders-6.00-6.50 x 16 tire sizes	2	8N, 8NAN	48-49
9N 1033-A	Skid band-use with 24" wheel	4	9N, 9NAN, 2N, 2NAN	39-47
9N 1033-C	Skid band-use with 25" wheel	4	9N, 9NAN, 2N, 2NAN	39-47
	350761-S Bolt (skid band to rim)-oval head-7/16"-20 x .94"	16	9N, 9NAN, 2N, 2NAN	39-47
	33792-S Nut-hex-7/16"-20			
	351436-S Lockwasher-7/16"			





## PARTS

## CATALOGUE

PART NUMBER	PART NAME	NO. REQ'D	MODEL	YEAR
9N 1104-A3	Hub and bolt assy (front wheel)-11.25" bolt hole radius	2	9N, 9NAN, 2N, 2NAN	39-47
8N 1104	Hub and bolt assy (front wheel)-6" bolt hole radius	2	8N, 8NAN	48-49
78 1107	Bolt (wheel hub)-use only with cast hub-1/2"-20 x 1.26"-with shoulder .52" long x .56" diameter-flat sided head	10 12	9N, 9NAN, 2N, 2NAN 8N, 8NAN	39-47 48-49
9N 1108-C	Rim assy (rear wheel)-32" x 7"	2	9N, 9NAN, 2N, 2NAN	39-47
9N 1108-D	Rim assy (rear wheel)-28" x 9"	2	9N, 9NAN, 2N, 2NAN, 8N, 8NAN	39-49
9N 1108-F	Rim assy (rear wheel)-less lugs-used with 9N-1122-D	2	9N, 9NAN, 2N, 2NAN	39-47
9N 1108-G	Rim assy (rear wheel)-steel-less lugs-used with 9N-1122-E	2	9N, 9NAN, 2N, 2NAN	39-47
	350719-S7 Bolt (rim to disc)-round head square shoulder-5/8"-18 x 2 11/16"	12	9N, 9NAN, 2N, 2NAN, 8N, 8NAN	39-49
	33806-S34 Nut (wheel to disc)-5/8"-18	12	9N, 9NAN, 2N, 2NAN, 8N, 8NAN	39-49
	33806-S34 Nut (rear wheel to hub)-hex-5/8"-18	12	9N, 9NAN, 2N, 2NAN, 8N, 8NAN	39-49
	351505-S8 Washer-5/8"-flat			
9N 1117	Bolt (wheel to flange)-5/8"-18 x 1.85" plain shoulder-flat sided head	12	9N, 9NAN, 2N, 2NAN	39-47
8N 1117	Bolt (wheel disc to brake drum)-rear-5/8"-18 x 1.98" full length with fluted shoulder	16	8N, 8NAN	48-49
9N 1122-D	Disc (rear wheel)-32" x 7"-used with 9N-1108-F	2	9N, 9NAN, 2N, 2NAN	39-47
9N 1122-E	Disc (rear wheel)-28" x 9"-used with 9N-1108-G	2	9N, 9NAN, 2N, 2NAN	39-47
8N 1122	Disc (rear wheel)-used with 8 stud hub	2	8N, 8NAN	48-49
9N 1126	Drum (rear wheel brake)-14" diameter	2	9N, 9NAN, 2N, 2NAN	39-47
8N 1126	Drum (rear wheel brake)-11" diameter	2	8N, 8NAN	48-49
	24667-S Screw (brake drum to rear axle shaft)-3/8"-16 x 3/4" flat head	8	8N, 8NAN	48-49
8N 1132	Nut (rear wheel flange)-use with dual wheel installation	16	8N, 8NAN	48-49
8N 1134	Nut (rear wheel bolt)	16	8N, 8NAN	48-49
2N 1139-B	Cap (front hub)	2	9N, 9NAN, 2N, 2NAN, 8N, 8NAN	39-49



## PARTS

## CATALOGUE

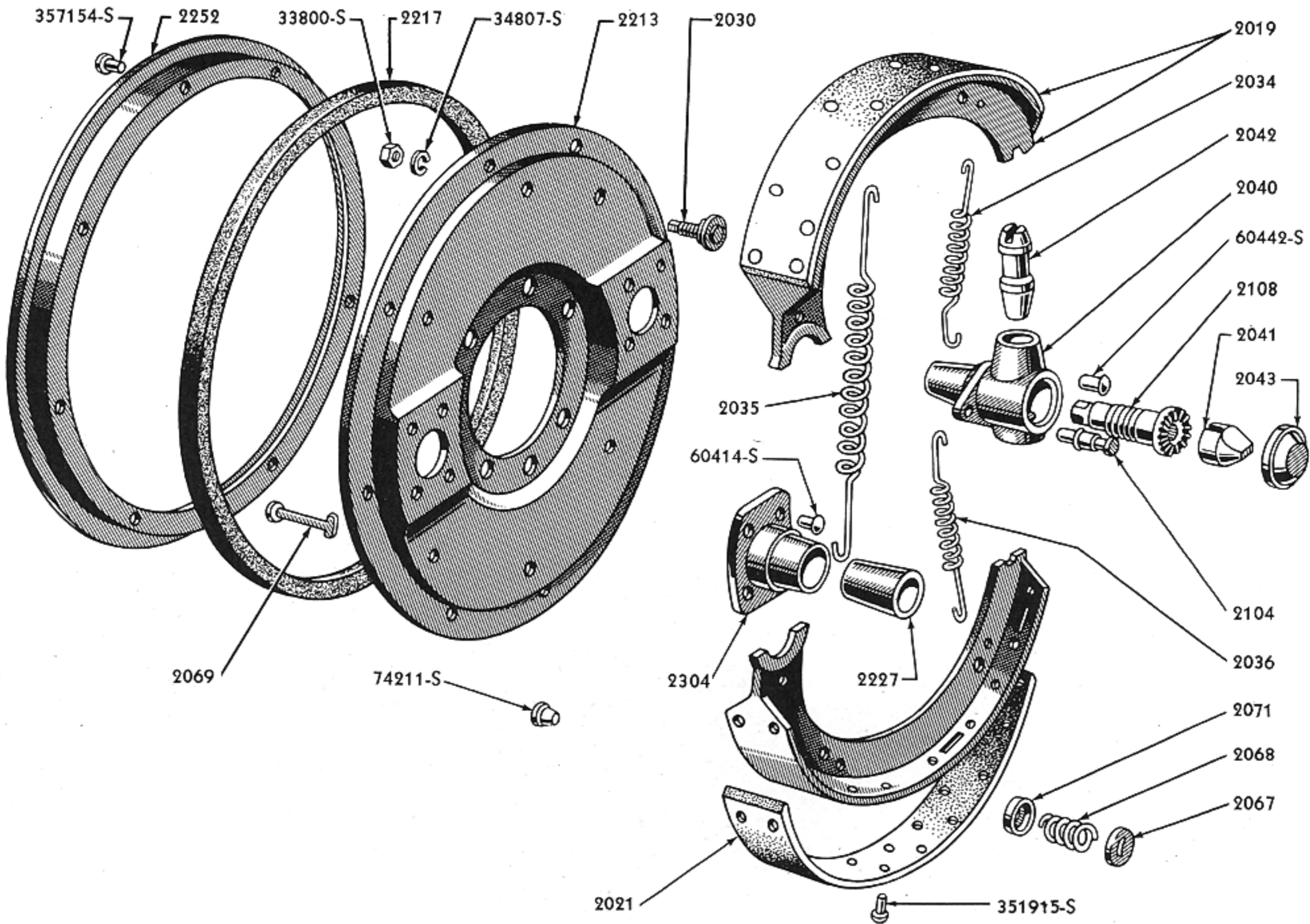
PART NUMBER	PART NAME	NO. REQ'D	MODEL	YEAR
9N 1155	Bolt (lug to wheel)-7/16"-20 x 1.09"-button head- flat sided-undercut shoulder	96	9N, 9NAN, 2N, 2NAN	39-47
	33792-S8 Nut-7/16"-20			
	34808-S7 Lockwasher-7/16"			
8N 1156-A	Spacer (rear wheel)-use with dual wheel installation	2	8N, 8NAN	48-49
9N 1158-A	Lug (wheel)-4"	48	9N, 9NAN, 2N, 2NAN	39-47
9N 1158-B	Lug (wheel)-3"	48	9N, 9NAN, 2N, 2NAN	39-47
8N 1163	Kit (rear dual wheel)-not supplied as a unit, order following parts for each kit required 2-9N 1108-D Rim 2-8N 1156-A Spacer 2-8N 1122 Disc 12-33806-S34 Nut 16-8N 1132 Nut 12-350719-S7 Bolt 12-351505-S8 Washer	1	8N, 8NAN	48-49
:9N 1164	Extension assy (steel wheel)-with straps-special equipment	2	9N, 9NAN, 2N, 2NAN	39-47
:2N 1169	Strap (extension to wheels)	12	9N, 9NAN, 2N, 2NAN	39-47
	355767-S7 Bolt (strap to extension)- carriage-7/16"-20 x 1-1/8"	24	9N, 9NAN, 2N, 2NAN	39-47
	33792-S18 Nut-7/16"-20			
	351436-S Lockwasher-7/16"			
	350764-S Bolt (strap to wheels)-special carriage-5/8"-18 x 1.38"	12	9N, 9NAN, 2N, 2NAN	39-47
	33806-S34 Nut-5/8"-18			
	351500-S8 Lockwasher-5/8"			
8N 1171	Hub and stud assy (rear wheel)	2	8N, 8NAN	48-49
9N 1190-B	Seal assy (front hub dust)	2	9N, 9NAN, 2N, 2NAN, 8N, 8NAN	39-49
9N 1191	Spacer (front hub dust cap)	2	9N, 9NAN, 2N, 2NAN	39-47
9N 1195	Washer (front hub bearing retainer)	2	9N, 9NAN, 2N, 2NAN, 8N, 8NAN	39-49
B 1201	Cone and roller assy (front hub)-inner	2	9N, 9NAN, 2N, 2NAN, 8N, 8NAN	39-49
B 1202	Cup (front wheel inner bearing)	2	9N, 9NAN, 2N, 2NAN, 8N, 8NAN	39-49
B 1216	Cone and roller assy (front hub)-outer	2	9N, 9NAN, 2N, 2NAN, 8N, 8NAN	39-49
B 1217	Cup (front wheel outer bearing)	2	9N, 9NAN, 2N, 2NAN, 8N, 8NAN	39-49

: No Longer Supplied





2209—R.H.  
2210—L.H.



TP-37

**1939-47 BRAKES**

Basic numbers only shown on illustration. Order by Part Numbers shown in list of parts.

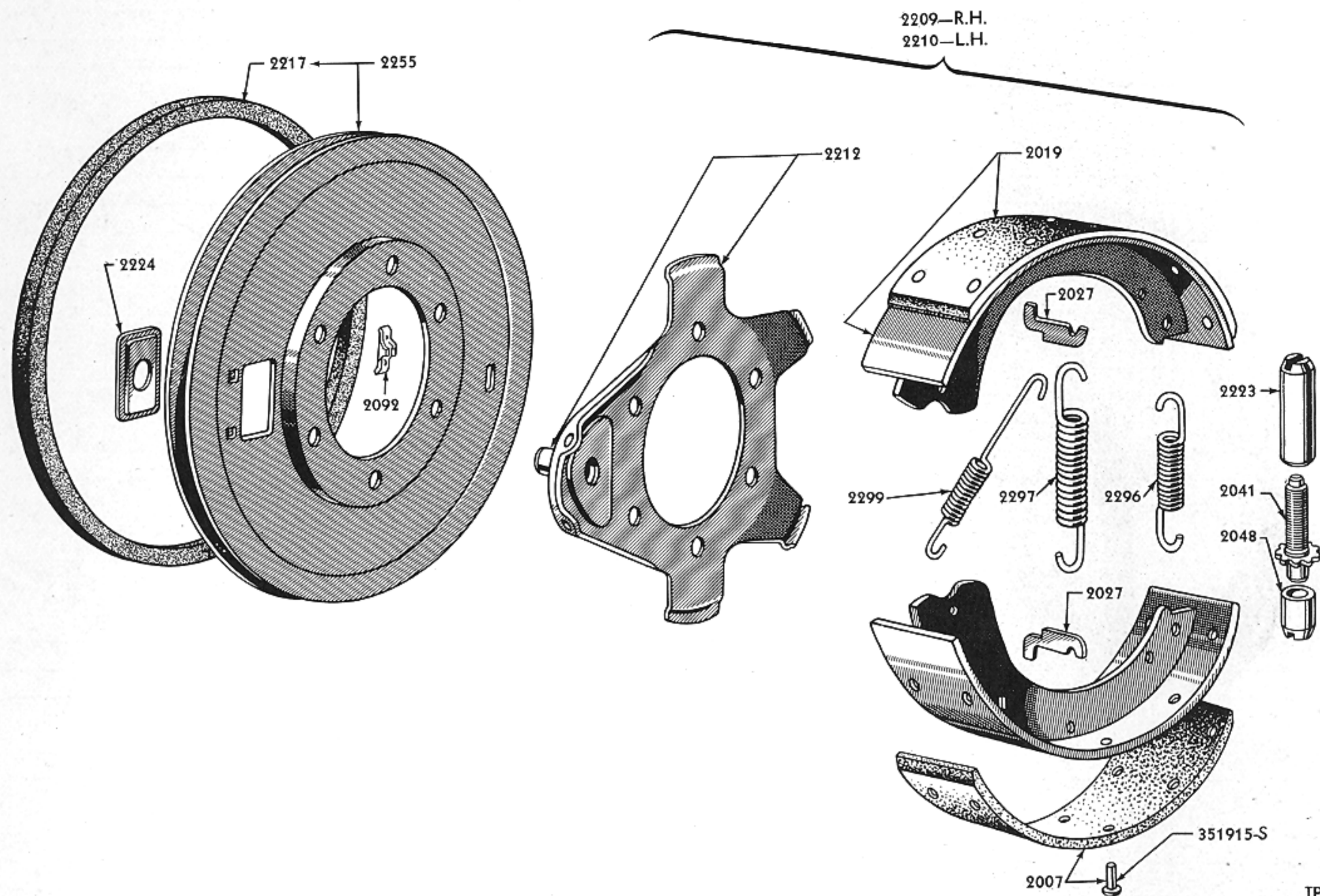
PART NUMBER	PART NAME	NO. REQ'D	MODEL	YEAR 19__
-------------	-----------	-----------	-------	--------------

**Brakes**

8N 2007	Kit (brake lining and rivets)-11" brake-consists of the following 4- 8N 2021-B Lining 48- 351915-S Rivet-9/64" x 9/32"	1	8N, 8NAN	48-49
9N 2019	Shoe & lining assy (14" brake)	4	9N, 9NAN, 2N, 2NAN	39-47
8N 2019	Shoe & lining assy (11" brake)	4	8N, 8NAN	48-49
9N 2021-B	Lining (brake shoe)-14" 351978-S Rivet (lining to shoe)-flat head tubular-3/16" x .47"	60	9N, 9NAN, 2N, 2NAN	39-47
● 8N 2021-B	Lining (brake shoe)-11"-not serviced separately, order kit 8N-2007 351915-S Rivet (lining to shoe)-flat head tubular-9/64" x 9/32"	4 48	8N, 8NAN 8N, 8NAN	48-49 48-49

● Also furnished in kit.





### 1948-49 BRAKES

Basic numbers only shown on illustration. Order by Part Numbers shown in list of parts.

PART NUMBER	PART NAME	NO. REQ'D	MODEL	YEAR 19__
8N 2027	Anchor (brake spring)	4	8N, 8NAN	48-49
9N 2030	Equalizer assy (brake)	2	9N, 9NAN, 2N, 2NAN	39-47
	33800-S8 Nut (equalizer to brake carrier plate)-3/8"-24	2	9N, 9NAN, 2N, 2NAN	39-47
	34807-S8 Lockwasher-3/8"			
9N 2034	Spring (brake shoe return)-upper-4.56" long-painted green	2	9N, 9NAN, 2N, 2NAN	39-47
9N 2035	Spring (brake shoe return)-9" long-painted blue	2	9N, 9NAN, 2N, 2NAN	39-47
9N 2036	Spring (brake shoe return)-lower-4.56" long-painted red	2	9N, 9NAN, 2N, 2NAN	39-47
9N 2040	Bracket (shoe adjusting)	2	9N, 9NAN, 2N, 2NAN	39-47
	60442-S Rivet (bracket to plate)-round head-1/4" x 7/8"	4	9N, 9NAN, 2N, 2NAN	39-47
9N 2041	Wedge (brake adjusting)	2	9N, 9NAN, 2N, 2NAN	39-47
H 2041	Screw (brake adjusting)	2	8N, 8NAN	48-49
8IT 2042	Link (brake shoe)	4	9N, 9NAN, 2N, 2NAN	39-47
9N 2043	Cap (brake adjusting bracket)	2	9N, 9NAN, 2N, 2NAN	39-47
8N 2048	Socket (brake adjusting screw)	2	8N, 8NAN	48-49





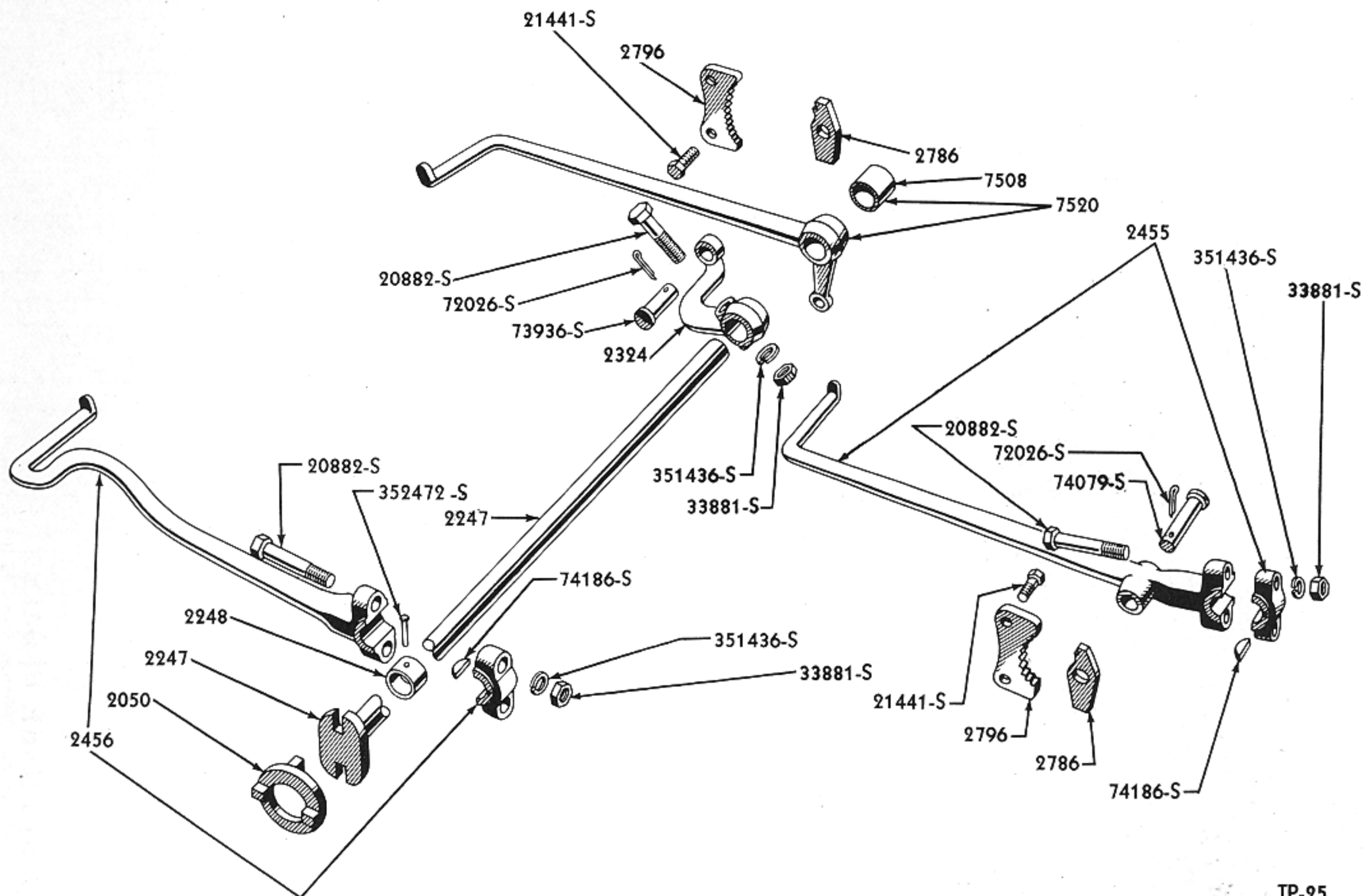
## PARTS

## CATALOGUE

PART NUMBER	PART NAME	NO. REQ'D	MODEL	YEAR
9N 2050	Wedge (brake operating shaft)	2	9N, 9NAN, 2N, 2NAN	39-47
6H 2066	Cup (brake shoe hold-down spring)	16	9N, 9NAN, 2N, 2NAN	39-47
78 2067-C	Cap (brake shoe hold-down spring)-replaced by 6H-2066	8	9N, 9NAN, 2N, 2NAN	39-47
9N 2068	Spring (brake shoe hold-down)	8	9N, 9NAN, 2N, 2NAN	39-47
9N 2069	Pin (brake shoe hold-down)	8	9N, 9NAN, 2N, 2NAN	39-47
78 2071	Cup (brake shoe hold-down spring)-centralizer-replaced by 6H-2066	8	9N, 9NAN, 2N, 2NAN	39-47
H 2092	Cover (brake adjusting hole)	2	8N, 8NAN	48-49
8IT 2104	Stud (brake shoe retracting spring)	2	9N, 9NAN, 2N, 2NAN	39-47
8IT 2108	Stem assy (brake adjusting)	2	9N, 9NAN, 2N, 2NAN	39-47
9N 2209-B	Brake assy-RH	1	9N, 9NAN, 2N, 2NAN	39-47
8N 2209	Brake assy-RH	1	8N, 8NAN	48-49
9N 2210-B	Brake assy-LH	1	9N, 9NAN, 2N, 2NAN	39-47
8N 2210	Brake assy-LH	1	8N, 8NAN	48-49
8N 2212-B	Plate assy (brake support)	2	8N, 8NAN	48-49
9N 2213-B	Plate assy (brake carrier)	2	9N, 9NAN, 2N, 2NAN	39-47
	74211-S7 Plug (brake carrier plate)	2	9N, 9NAN, 2N, 2NAN	39-47
9N 2217	Seal (brake dust)-felt-14.46" I.D.	2	9N, 9NAN, 2N, 2NAN	39-47
8N 2217	Seal (brake dust)-felt-11.525" I.D.	2	8N, 8NAN	48-49
	8A-19552 Cement (felt to steel)-rubber-5 1/2" oz. tube	As read	9N, 9NAN, 2N, 2NAN, 8N, 8NAN	48-49
8N 2223	Nut (brake adjusting screw)	2	8N, 8NAN	48-49
8N 2224	Cover (brake camshaft hole)	2	8N, 8NAN	48-49
9N 2227-A	Bushing (brake camshaft)	2	9N, 9NAN, 2N, 2NAN	39-47
8N 2246	Camshaft (brake actuating)-RH	1	8N, 8NAN	48-49
9N 2247	Camshaft (brake actuating)	2	9N, 9NAN, 2N, 2NAN	39-47
8N 2247	Camshaft (brake actuating)-LH	1	8N, 8NAN	48-49
9N 2248	Collar (brake actuating camshaft)	2	9N, 9NAN, 2N, 2NAN	39-47
	352472-S7 Pin (shaft to collar)-.12" dia. x 1.38" long	2	9N, 9NAN, 2N, 2NAN	39-47
9N 2252	Ring (brake dust seal)	2	9N, 9NAN, 2N, 2NAN	39-47
	357154-S7 Rivet (brake plate to seal ring)-9/64" dia. x .38" long	16	9N, 9NAN, 2N, 2NAN	39-47
8N 2255	Shield assy (brake dust)	2	8N, 8NAN	48-49
9N 2279	Clip (wiring)-for tractors having ignition switch on RH side of instrument panel		Refer to 14401	
8N 2296	Spring (brake adjusting)-3.63" free length x .64" O.D.	2	8N, 8NAN	48-49
8N 2297	Spring (brake shoe retracting)-5.83" free length x .69" O.D.	2	8N, 8NAN	48-49
8N 2299	Spring (brake shoe secondary)-4.59" free length x .53" O.D.-used in LH brake assy only	1	8N, 8NAN	48-49







TP-25

### 1939-47 CLUTCH AND BRAKE PEDALS

Basic numbers only shown on illustration. Order by Part Numbers shown in list of parts.

PART NUMBER	PART NAME	NO. REQ'D	MODEL	YEAR
<b>Brake Controls</b>				
9N 2304	Bracket (brake camshaft)	2	9N, 9NAN, 2N, 2NAN	39-47
	60414-S Rivet (camshaft bracket)-1/4" dia. x 3/4" long	8	9N, 9NAN, 2N, 2NAN	39-47
8N 2315	Lever (brake camshaft)-LH	1	8N, 8NAN	48-49
	20894-S8 Bolt (brake arm)-7/16"-20 x 1-11/16" -hex head	2	8N, 8NAN	48-49
	34808-S7 Lockwasher-7/16"			
	74186-S8 Key (brake arm to shaft)-Woodruff-1/4" x 1-1/8"	2	8N, 8NAN	48-49
	73951-S8 Pin (brake arm to pawl)-clevis -1/2" x 1-3/8"	2	8N, 8NAN	48-49
	72035-S7 Cotter pin-1/8" x 1"			
8N 2322	Spring (brake camshaft hole cover)	2	8N, 8NAN	48-49
9N 2324	Arm (brake pawl)	1	9N, 9NAN, 2N, 2NAN	39-47
	73936-S7 Pin (pawl to pawl arm)-clevis-1/2" x 1-1/4"	1	9N, 9NAN, 2N, 2NAN	39-47
	72026-S7 Cotter pin-1/8" x 7/8"			
	20882-S7 Bolt (pawl arm to brake shaft)-7/16"-20 x 2-1/4"	1	9N, 9NAN, 2N, 2NAN	39-47
	33881-S7 Nut-hex-7/16"-20			
	351436-S7 Lockwasher-7/16"			



## PARTS

## CATALOGUE

PART NUMBER	PART NAME	NO. REQ'D	MODEL	YEAR
8N 2324	Arm (brake pawl)-RH	1	8N, 8NAN	48-49
9N 2455-A	Pedal (brake)-with cap-RH	1	9N, 9NAN, 2N, 2NAN	39-47
8N 2455	Pedal (brake)-RH	1	8N, 8NAN	48-49
9N 2456-A	Pedal (brake)-with cap-LH	1	9N, 9NAN, 2N, 2NAN	39-47
	20882-S7 Bolt (cap to pedal)-7/16"-20 x 2-1/4"-hex head	4	9N, 9NAN, 2N, 2NAN	39-47
	33881-S7 Nut-7/16"-20			
	351436-S Lockwasher-7/16"			
	74079-S7 Pin (pedal to pawl)-clevis-1/2" x 2-5/8"	1	9N, 9NAN, 2N, 2NAN	39-47
	72026-S7 Cotter pin-1/8" x 7/8"			
8N 2456	Pedal (brake)-LH	1	8N, 8NAN	48-49
	20894-S7 Bolt (brake pawl arm)-7/16"-20 x 1.68" hex head	2	8N, 8NAN	48-49
	34808-S7 Lockwasher-7/16"			
	74186-S Key (brake pedal to shaft)-Woodruff-1/4" x 1 1/8"	2	9N, 9NAN, 2N, 2NAN, 8N, 8NAN	39-49
8N 2465	Rod assy (brake)	1	8N, 8NAN	48-49
	33925-S8 Nut (brake rod assy)-3/8"-24 -hex check	1	8N, 8NAN	48-49
	97013-S Clevis (brake rod assy)-3/8" x 2-1/2"-adjustable	1	8N, 8NAN	48-49
	73912-S7 Pin (brake rod assy)-clevis-3/8" x 1 1/16"	2	8N, 8NAN	48-49
	72009-S7 Cotter pin-1/8" x 5/8"			
78 2477	Bushing (brake cross shaft)	2	9N, 9NAN, 2N, 2NAN, 8N, 8NAN	39-49
78 2477	Bushing (brake cross shift)		Refer to 7005	
8N 2516	Shaft (brake pedal cross)	1	8N, 8NAN	48-49
9N 2786	Pawl (brake)-2.68" long x .39" thick	2	9N, 9NAN, 2N, 2NAN	39-47
9N 2786	Pawl (brake)-2.68" long x .39" thick-RH only	1	8N, 8NAN	48-49
8N 2786	Pawl (brake)-1.68" long x .39" thick-LH	1	8N, 8NAN	48-49
9N 2796	Sector (brake pawl)-13 teeth	1	9N, 9NAN, 2N, 2NAN	39-47
8N 2796	Sector (brake pawl)-11 teeth	2	8N, 8NAN	48-49
	21441-S7 Bolt (sector to power take-off shifter plate)-7/16"-1 1/4" x 1 1/4"	2	9N, 9NAN, 2N, 2NAN, 8N, 8NAN	39-49
M 2822	Enamel (vermillion)-air dry		Refer to Paints Group	
M 2888	Paint (tractor grey)		Refer to Paints Group	







PARTS

CATALOGUE

PART NUMBER	PART NAME	NO. REQ'D	MODEL
<b>Front Axle</b>			
9N 3006-A	Axle assy (front)-RH-with 2N-3109 bushing	1	9N, 9NAN, 2N, 2NAN
8N 3006	Axle assy (front)-RH	1	8N, 8NAN
9N 3007-A	Axle assy (front)-LH-with 2N-3109 bushing	1	9N, 9NAN, 2N, 2NAN
	21182-S7 Bolt (left front axle assy to to center axle)-5/8"-18 x 2.88"	4	9N, 9NAN, 2N, 2NAN
8N 3007	Axle assy (front)-LH	1	8N, 8NAN
	353027-AS7 Fitting-lubricator-1/8"-short		
	350789-S Bolt (left front axle assy to center axle)-5/8"-18 x 3.40"	4	8N, 8NAN
	33806-S34 Nut-5/8"-18		
	351505-S8 Washer-5/8" flat		
9N 3010-A	Axle assy (front)-center-without attaching hole for drag links	1	9N, 9NAN, 2N, 2NAN
8N 3010	Axle assy (front)-center-contains holes for attaching drag links	1	8N, 8NAN
8N 3024	Spacer (front axle)-front-1.78" I.D. x 2.02" O.D.-.75" thick	1	8N, 8NAN
8N 3027	Spacer (front axle)-rear-1.77" I.D. x 2.75" O.D.-.09" thick	3	8N, 8NAN
2N 3029-A	Support assy (front axle)-use with 2N-3126-B	1	2N, 2NAN
2N 3029-B	Support assy (front axle)-use with 2N-3126-D	1	2N, 2NAN after Serial 167, 488, 8N, 8NAN
	20892-S7 Bolt (front axle support to oil pan)-7/16"-20 x 1-1/8"	6	9N, 9NAN, 2N, 2NAN, 8N, 8NAN
	20878-S7 Bolt (front axle support to oil pan)-7/16"-20 x 1.25"-use to replace 20892-S7 when oil pan flange is too thick	6	9N, 9NAN, 2N, 2NAN, 8N, 8NAN
	33792-S8 Nut-7/16"-20		
	351641-S8 Bolt (front axle support to radiator bottom)-7/16"-14 x .97"	2	9N, 9NAN, 2N, 2NAN, 8N, 8NAN
	351436-S Lockwasher-7/16"		
9N 3039	Bushing (axle)-center-split-with oil hole	1	9N, 9NAN, 2N, 2NAN
2N 3039	Bushing (axle)-center-solid-without oil hole	1	8N, 8NAN
9N 3105	Spindle assy (front axle)-not serviced-order 2N-3105 with 2N-3130 for RH or 2N-3106 with 2N-3131 for LH	2	9N, 9NAN, 2N, 2NAN before Serial 109,
2N 3105	Spindle assy (front axle)-RH	1	2N, 2NAN after Serial 109, 502
8N 3105	Spindle assy (front axle)-RH	1	8N, 8NAN
2N 3106	Spindle assy (front axle)-LH	1	2N, 2NAN after Serial 109, 502
	9N-3528 Seal (spindle dust)-rubber-plain-flat	2	9N, 9NAN, 2N, 2NAN
8N 3106	Spindle assy (front axle)-LH	1	8N, 8NAN
	351129-S Nut-castle-3/4"-16	2	9N, 9NAN, 2N, 2NAN, 8N, 8NAN
	72054-S Cotter pin-5/32" x 1 1/4"		
	8N-3528 Seal (spindle dust)-rubber-grooved-with offset	2	8N, 8NAN





## PARTS

## CATALOGUE

PART NUMBER	PART NAME	NO. REQ'D	MODEL	YEAR
2N 3109	Bushing (spindle)	4	9N, 9NAN, 2N, 2NAN, 8N, 8NAN	39-49
9N 3122	Pin (spindle)-use only with 9N-3105	2	9N, 9NAN, 2N, 2NAN	39-43
9N 3123-A	Bearing (front axle spindle)	2	9N, 9NAN, 2N, 2NAN, 8N, 8NAN	39-49
2N 3126-B	Pin (front axle)-use only with 2N-3029-A-with 2 piece welded flange	1	2N, 2NAN	43-44
2N 3126-D	Pin (front axle)-use only with 2N-3029-B-with integral cast flange	1	2N, 2NAN after Serial 167, 488, 8N, 8NAN	43-49
	20413-S7 Bolt (axle pin to axle support) -1/2"-20 x 1-1/8"	1	2N, 2NAN, 8N, 8NAN	39-49
	34809-S7 Lockwasher-1/2"			
9N 3130	Arm (front axle spindle)-RH-use only with 9N-3105-replaced by 2N-3130 & 2N-3105	1	9N, 9NAN	39-43
2N 3130	Arm (front axle spindle)-RH	1	2N, 2NAN	43-47
8N 3130	Arm (front axle spindle)	2	8N, 8NAN	48-49
	74181-S Key (spindle arm to spindle)-1/4" x 7/8"-Woodruff	2	8N, 8NAN	48-49
9N 3131	Arm (front axle spindle)-LH-use only with 9N-3105-replaced by 2N-3131 & 2N-3106	1	9N, 9NAN	39-43
2N 3131	Arm (front axle spindle)-LH	1	2N, 2NAN	43-47
	74189-S Key (spindle arm to spindle)-Woodruff-5/16" x 1 1/4"	2	9N, 9NAN, 2N, 2NAN, 8N, 8NAN	39-49
	20885-S7 Bolt (spindle arm to spindle)-7/16"-20 x 2.56"-hex head	2	9N, 9NAN, 2N, 2NAN, 8N, 8NAN	39-49
	33792-S8 Nut-7/16"-20-hex			
	351436-S Lockwasher-7/16"			
9N 3270	Kit (steering drag link end)-front-consists of the following 1-11A-3289-A End 1-78-3336 Retainer 1-78-3332-A Cover 1-33929-S8 Nut 1-353043-AS8 Lubricator	2	9N, 9NAN, 2N, 2NAN	39-47
8N 3270	Kit (steering drag link end)-front-consists of the following 1-8N-3290 End 1-33929-S8 Nut 1-8N-3332 Seal 1-353043-AS8 Lubricator	2	8N, 8NAN	48-49
● 11A 3289-A	End assy (spindle arm to connecting rod)-not serviced separately, order kit 9N-3270	2	9N, 9NAN, 2N, 2NAN	39-47
● 8N 3290	End assy (spindle arm to connecting rod)-not serviced separately, order kit 8N-3270	2	8N, 8NAN	48-49
	33929-S8 Nut (end assy to spindle arm)-1/2"-20	2	8N, 8NAN	48-49

● Also furnished in kit.





PART NUMBER	PART NAME	NO. REQ'D	MODEL	YEAR
<b>Steering Linkage</b>				
9N 3304	Link assy (steering drag)-RH-39 5/8" assembled length	1	9N, 9NAN, 2N, 2NAN	39-47
8N 3304	Link assy (steering drag)-RH-40 1/2" assembled length	1	8N, 8NAN	48-49
9N 3305	Link assy (steering drag)-LH-39 5/8" assembled length	1	9N, 9NAN, 2N, 2NAN	39-47
	22228-S7 Bolt (steering drag link clamp) -5/16"-24 x 1-1/4"-hex hd.- end drilled	2	9N, 9NAN, 2N, 2NAN	39-47
	34029-S7 Nut-castle-5/16"-24			
	72003-S Cotter pin-1/16" x 1/2"			
8N 3305	Link assy (steering drag)-LH-39" assembled length	1	8N, 8NAN	48-49
	23439-S7 Bolt (steering drag link clamp) -5/16"-24 x 1 1/4"-carriage	4	8N, 8NAN	48-49
	350947-S7 Nut-5/16"-24-hex			
	34806-S8 Lockwasher-5/16"			
	353043-AS8 Fitting (lubricator)-1/4" -28	4	9N, 9NAN, 2N, 2NAN, 8N, 8NAN	39-49
	33929-S8 Nut (link assy to steering gear sector)-1/2" -20	2	9N, 9NAN, 2N, 2NAN, 8N, 8NAN	39-49
9N 3324	Cover (front axle dust)	2	9N, 9NAN, 2N, 2NAN, 8N, 8NAN	39-49
● 78 3332-A	Seal (steering linkage ball stud)-1" O.D. x .62" I.D. x .25" thick	2	9N, 9NAN, 2N, 2NAN	39-47
● 8N 3332	Seal (steering linkage ball stud)-1.50" O.D. x 1.16" I.D. x .50" deep with .58" dia. hole	2	8N, 8NAN	48-49
● 78 3336	Retainer (steering linkage ball stud)	2	9N, 9NAN, 2N, 2NAN	39-47
2N 3405	Rod assy (front radius)	2	9N, 9NAN, 2N, 2NAN	39-47
	21191-S7 Bolt (radius rod to front axle) -5/8"-18 x 5-5/16"	2	9N, 9NAN, 2N, 2NAN	39-47
	351505-S8 Washer-5/8"-flat			
	33806-S34 Nut-5/8"-18			
8N 3405	Rod assy (front radius)	2	8N, 8NAN	48-49
	357623-S8 Pin (radius rod to front axle)- 5/8" x 4.68"	2	8N, 8NAN	48-49
	72035-S7 Cotter pin-1/8" x 1"			
9N 3440	Cap (radius rod ball)-step	2	9N, 9NAN, 2N, 2NAN	39-47
8N 3440	Cap (radius rod ball)	2	8N, 8NAN	48-49
9N 3442	Spacer (radius rod ball)-on trans. case	2	9N, 9NAN, 2N, 2NAN, 8N, 8NAN	39-49
	88528-S7 Stud (radius rod ball spacer to transmission case)-7/16"- 14 & 7/16"-20 x 3 3/16"	4	9N, 9NAN, 2N, 2NAN	39-47
	88398-S7 Stud (radius rod ball spacer to transmission case)-7/16"- 14 & 7/16"-20 x 1 9/16"	2	9N, 9NAN, 2N, 2NAN	39-47
	88541-S7 Stud (radius rod ball spacer to trans. case to running board brkt.)-7/16"-14 & 7/16"-20 x 3 3/8"	4	8N, 8NAN	48-49
	88423-S7 Stud (radius rod ball spacer to transmission)-7/16"-14 & 7/16"-20 x 1 7/8"	2	8N, 8NAN	48-49
	33792-S8 Nut-7/16"-20 hex			
	351436-S7 Lockwasher-7/16"			

● Also furnished in kit.













PART NUMBER	PART NAME	NO. REQ'D	MODEL	YEAR
<b>Steering Gear and Instrument Panel</b>				
8N 3503	Gear assy (steering)-11.4 to 1 ratio	1	8N, 8NAN	48-49
8N 3505	Kit (steering gear bearing)-consists of the following 2-8N 3552 Cup 2-8N 3571 Bearing	1	8N, 8NAN	48-49
• 8N 3509	Cover & tube assy (steering housing end)-not serviced separately, order kit 8N 3545	1	8N, 8NAN	48-49
9N 3512-A	Panel assy (instrument)-use with 9N-3551-D upper steering housing with foot starter button	1	9N, 2N after Serial 80,769	39-47
9N 3512-B	Panel assy (instrument)-use with 9N-3551-A upper steering housing with dash starter button	1	9N, 9NAN	39-42
9NAN 3512-A	Panel assy (instrument)	1	9NAN, 2NAN	39-47
2N 3512	Panel assy (instrument)-magneto equipped tractors	1	9N, 2N	42-45
2NAN 3512	Panel assy (instrument)-magneto equipped tractors	1	9NAN, 2NAN	42-45
	74211-S7 Plug (light switch hole)-button -3/8"	1	9N, 9NAN, 2N, 2NAN	39-47
	350483-S7 Bolt (instrument panel to upper housing to battery support)-5/16"-24 x 1"-carriage	2	9N, 9NAN, 2N, 2NAN	39-47
	355471-S7 Bolt (instrument panel to upper housing)-5/16"-24 x 3/4"	2	9N, 9NAN, 2N, 2NAN	39-47
	20318-S7 Bolt (instrument panel to upper housing)-5/16"-18 x 9/16"	2	9N, 9NAN, 2N, 2NAN	39-47
	33798-S8 Nut-5/16"-24			
	34806-S8 Lockwasher-5/16"			
8N 3512	Panel assy (instrument)	1	8N	48-49
8NAN 3512	Panel assy (instrument)	1	8NAN	48-49
	21440-S8 Bolt (instrument panel support to upper steering gear hsg.)-7/16"-14 x 3/4"-hex head	2	8N, 8NAN to Serial 1000	48-49
	21443-S8 Bolt (instrument panel support to upper steering gear hsg.)-7/16"-14 x 15/16"-hex head	2	8N, 8NAN effective Serial 1001	48-49
	21443-S8 Bolt (instrument panel support to lower steering gear hsg.)-7/16"-14 x 15/16"-hex head	2	8N, 8NAN	48-49
	34808-S7 Lockwasher-7/16"			
	355494-S8 Screw (instrument panel to hood)-3/8"-24 x .86"-hex head	4	8N, 8NAN	48-49
	34747-S7 Washer-3/8"-flat			
	33800-S8 Nut (vertical support to instrument panel)-3/8"-24 hex	2	8N, 8NAN	48-49
9N 3517	Bearing (steering sector)	4	9N, 9NAN, 2N, 2NAN	39-47
8N 3517	Bearing assy (steering column)	1	8N, 8NAN	48-49
8N 3518	Seat (steering column bearing spring)	1	8N, 8NAN	48-49
8N 3520	Spring (steering column bearing)	1	8N, 8NAN	48-49
9N 3525	Shaft and pinion (steering)	1	9N, 9NAN, 2N, 2NAN	39-47
	351119-S7 Nut (steering post)-13/16"-28-hex	2	9N, 9NAN, 2N, 2NAN	39-47
	351544-S7 Lockwasher -13/16"			
9N 3526	Sector (steering gear)-RH	1	9N, 9NAN, 2N, 2NAN	39-47
• 8N 3526	Shaft (steering gear sector)-RH-not serviced separately, order kit 8N 3554	1	8N, 8NAN	43-49

• Also furnished in kit.





PARTS

TRACTOR

CATALOGUE

PART NUMBER	PART NAME	NO. REQ'D	MODEL	YEAR
9N 3527	Sector (steering gear)-LH	1	9N, 9NAN, 2N, 2NAN	39-47
● 8N 3527	Shaft (steering gear sector)-LH-not serviced separately, order kit 8N-3555	1	8N, 8NAN	48-49
	351621-S Washer (side cover to sector shaft)-1.14" I.D. x 1.75"O.D.	2	8N, 8NAN	48-49
9N 3528	Seal (spindle dust)-rubber-plain-flat		Refer to 3106 Group	
8N 3528	Seal (spindle dust)-rubber-grooved-with offset		Refer to 3106 Group	
8N 3532	Support assy (instrument panel to hood)	1	8N	48-49
8NAN 3532	Support assy (instrument panel to hood)	1	8NAN	48-49
9N 3540	Shaft (steering sector)	1	9N, 9NAN, 2N, 2NAN	39-47
9N 3543-A	Washer (steering sector thrust)-outer-.122" thick	1	9N, 9NAN, 2N, 2NAN	39-47
9N 3543-B	Washer (steering sector thrust)-outer-.124" thick	1	9N, 9NAN, 2N, 2NAN	39-47
9N 3543-C	Washer (steering sector thrust)-outer-.126" thick	1	9N, 9NAN, 2N, 2NAN	39-47
8N 3545	Cover and shim kit (steering gear top)-consists of the following 1- 8N-3509 Cover 1- 8N-3595-B Shim-.005" 1- 8N-3595-A Shim-.002" 1- 8N-3595-C Shim-.010" 1- 8N-3595-D Shim-.030"	1	8N, 8NAN	48-49
	20408-S7 Bolt (cover to housing)-3/8"-16 x 1 1/8"-hex head	4	8N, 8NAN	48-49
	34807-S8 Lockwasher-3/8"			
8N 3548	Housing assy (steering gear)	1	8N, 8NAN	48-49
	358039-S Plug (housing filler elbow)-3/8"-pipe	1	8N, 8NAN	48-49
	358061-S Plug (housing filler elbow)-1/4"-pipe	1	8N, 8NAN	48-49
	74121-S Plug (steering gear housing)-1 1/4"-expansion	1	8N, 8NAN	48-49
	21441-S-7 Bolt (steering gear housing to transmission case)-7/16"-14 x 1.25"-hex head	4	8N, 8NAN	48-49
8N 3549	Shim set (steering gear cover)-consists of the following 1- 8N-3595-A Shim-.002" 1- 8N-3595-C Shim-.010" 1- 8N-3595-B Shim-.005" 1- 8N-3595-D Shim-.030"	1	8N, 8NAN	48-49
9N 3550-A	Housing (steering gear)-lower-use with 9N-3551-E and 9N-7229-A	1	9N, 9NAN	39-42
9N 3550-C	Housing (steering gear)-lower-use with 9N-3551-D and 9N-7229-B	1	9N, 9NAN, 2N, 2NAN after Serial 47,507	42-47
	21447-S7 Bolt (gear shifter housing to transmission housing)-7/16"-14 x 1-1/2"	6	9N, 9NAN, 2N, 2NAN	39-47
	74106-S Plug-5/16"-expansion	1	9N, 9NAN, 2N, 2NAN	39-47
9N 3551-A	Housing (steering)-upper-replaced by 9N-3551-E, 9N-3512-B & 2N-10732	1	9N, 9NAN	39-43
	21459-S7 Bolt-7/16"-14 x 1 5/8"	6	9N, 9NAN	39-42
9N 3551-D	Housing (steering)-upper-with foot starter button	1	9N, 9NAN, 2N, 2NAN after Serial 80,769	42-47
9N 3551-E	Housing (steering)-upper-with instrument panel starter button	1	9N, 9NAN before Serial 80,770	39-42
	21447-S7 Bolt (upper to lower housing)-7/16"-14 x 1 1/2"	2	9N, 9NAN, 2N, 2NAN	42-47
	21441-S7 Bolt (upper to lower housing)-7/16"-14 x 1-1/4"	4	9N, 9NAN, 2N, 2NAN	42-47

● Also furnished in kit.





## PARTS

## CATALOGUE

PART NUMBER	PART NAME	NO. REQ'D	MODEL	YEAR
B 3552	Cup (steering gear lower bearing)-1.750" O.D. x 1.325" I.D. x 3/8"	2	9N, 9NAN, 2N, 2NAN	42-47
• 8N 3552	Cup (steering gear worm thrust bearing)-1.7520" O.D. x 1.324" I.D. x .380"	2	8N, 8NAN	48-49
8N 3554	Kit (steering gear sector shaft)-RH-consists of the following 1- 8N 3526 Shaft 1- 8N-3591 Retainer 1- 8N-3585 Packing 1- 33935-S7 Nut 1- 8N-3586 Seal 1- 34813-S Washer	1	8N, 8NAN	48-49
8N 3555	Kit (steering gear sector shaft)-LH-consists of the following 1- 8N-3527 Shaft 1- 8N-3591 Retainer 1- 8N-3585 Packing 1- 33935-S7 Nut 1- 8N-3586 Seal 1- 34813-S Washer	1	8N, 8NAN	48-49
	33935-S7 Nut (steering gear sector)-3/4" -16-check	2	8N, 8NAN	48-49
	34813-S Lockwasher-3/4"			
8N 3557	Kit (steering gear seal and retainer)-consists of the following 2- 8N-3585 Packing 2- 8N-3591 Retainer 2- 8N-3586 Seal 2- 33935-S7 Nut 2- 34813-S Washer	1	8N, 8NAN	48-49
8N 3559	Kit (steering gear side cover gasket)-consists of the following 1- 8N-3579 Washer 1- 8N-3581 Gasket	2	8N, 8NAN	48-49
8N 3561	Kit (steering gear side cover)-consists of the following 1- 8N-3579 Washer 1- 8N-3581 Gasket 1- 8N-3584 Cover	2	8N, 8NAN	48-49
	20448-S7 Bolt (steering gear side cover to housing)-3/8" -16 x 1 3/8"	8	8N, 8NAN	48-49
	34807-S8 Lockwasher-3/8"			
9N 3563-A	Washer (steering sector thrust)-inner-.255" thick	1	9N, 9NAN, 2N, 2NAN	39-47
9N 3563-B	Washer (steering sector thrust)-inner-.250" thick	1	9N, 9NAN, 2N, 2NAN	39-47
9N 3563-C	Washer (steering sector thrust)-inner-.245" thick	1	9N, 9NAN, 2N, 2NAN	39-47
8N 3570	Seal (steering gear column)	1	8N, 8NAN	48-49
68 3571-A	Bearing (steering gear worm thrust roller)	1	9N, 9NAN, 2N, 2NAN	39-47
• 8N 3571	Bearing (steering gear worm thrust roller)	2	8N, 8NAN	48-49
9N 3573	Cone (shaft to housing bearing)	2	9N, 9NAN, 2N, 2NAN	39-47
8N 3575	Shaft & ball nut assy (steering)	1	8N, 8NAN	48-49
8N 3576	Bushing (steering gear sector shaft)	4	8N, 8NAN	48-49
8N 3578	Grommet (steering column)	1	8N, 8NAN	48-49
• 8N 3579	Washer (steering gear housing)-side	2	8N, 8NAN	48-49
• 8N 3581	Gasket (steering gear housing side cover)	2	8N, 8NAN	48-49
• 8N 3584	Cover and bushing assy (steering gear side)-not serviced separately, order kit 8N-3561	2	8N, 8NAN	48-49
• 8N 3585	Packing (steering gear sector shaft)	2	8N, 8NAN	48-49
• 8N 3586	Seal (steering gear sector shaft)-dust	2	8N, 8NAN	48-49

• Also furnished in kit.





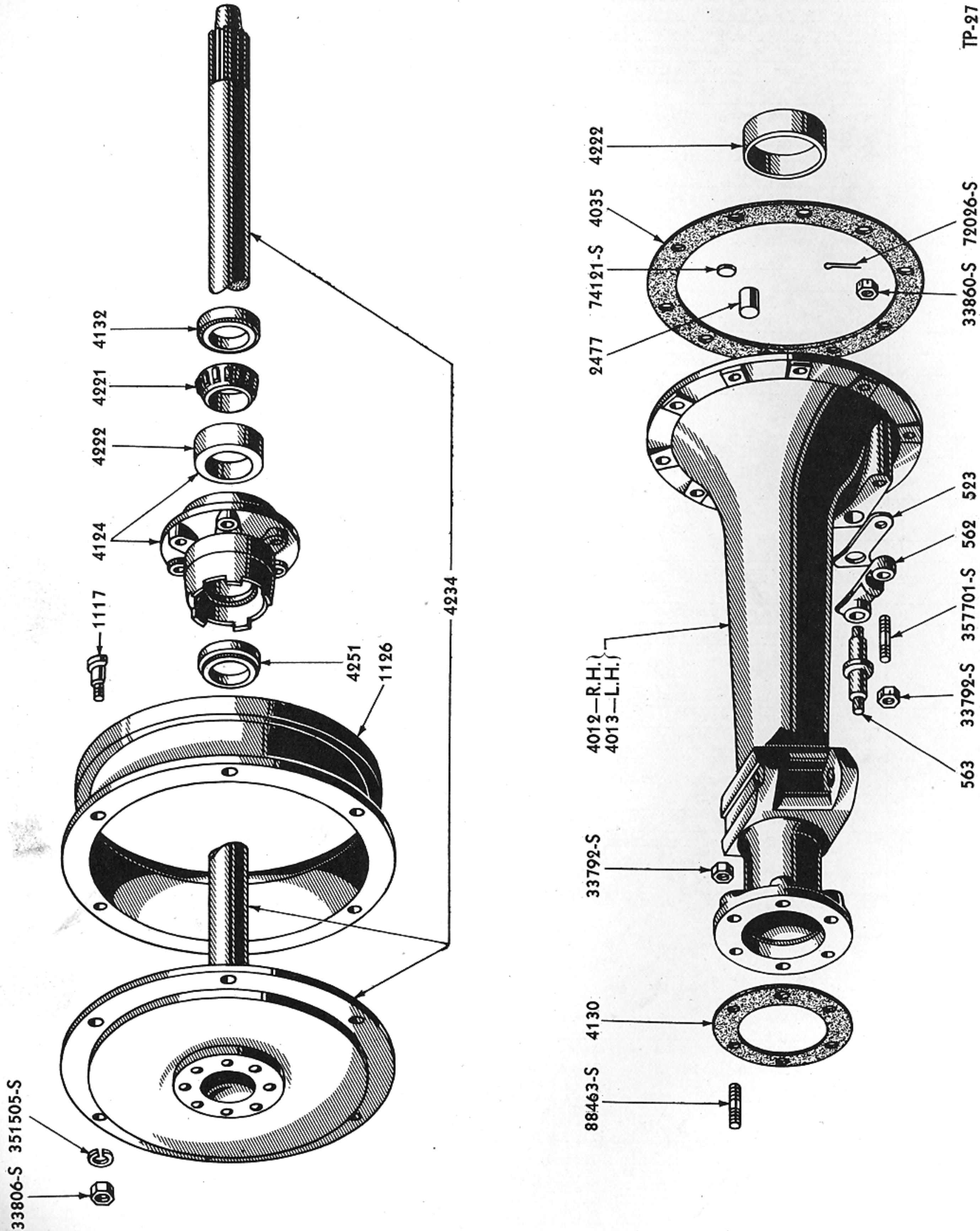
## PARTS

## CATALOGUE

PART NUMBER	PART NAME	NO. REQ'D	MODEL	YEAR
8N 3590	Arm (steering gear)	2	8N, 8NAN	48-49
● 8N 3591	Retainer (steering gear sector shaft packing)	2	8N, 8NAN	48-49
9N 3593-B	Gasket (upper to lower steering gear housing)-rear	1	9N, 9NAN, 2N, 2NAN	39-47
9N 3594	Gasket (upper to lower steering gear housing)-front	1	9N, 9NAN, 2N, 2NAN	39-47
● 8N 3595-A	Shim (steering gear housing end cover)-thickness .002"	As Req'd	8N, 8NAN	48-49
● 8N 3595-B	Shim (steering gear housing end cover)-thickness .005"	As Req'd	8N, 8NAN	48-49
● 8N 3595-C	Shim (steering gear housing end cover)-thickness .010"	As Req'd	8N, 8NAN	48-49
● 8N 3595-D	Shim (steering gear housing end cover)-thickness .030"	As Req'd	8N, 8NAN	48-49
9N 3598	Retainer (steering column oil)-use with steering cap less lubricator fitting-replaced by 9N-3669	1	9N, 9NAN	39-42
9N 3600-B	Wheel assy (steering)-replaced by 2N-3600	1	9N, 9NAN	39-42
2N 3600	Wheel assy (steering)	1	9N, 9NAN, 2N, 2NAN	39-47
	351103-S7 Nut (steering wheel to shaft)-5/8"-18	1	2N, 2NAN	42-47
8N 3600	Wheel assy (steering)	1	8N, 8NAN	48-49
	351114-S8 Nut (steering wheel to shaft)-blind-11/16"-20	1	8N, 8NAN	48-49
	356515-S7 Washer-flat-.70" I.D.- 1.50" O.D.- .08" thick	1	8N, 8NAN	48-49
B 3609	Key (steering wheel to shaft)-Woodruff-special #9	1	9N, 9NAN, 2N, 2NAN	39-47
9N 3627	Cap (steering wheel)-center-used with 9N-3600-B	1	9N, 9NAN	39-42
9N 3660	Seal (steering gear dust)	1	9N, 9NAN, 2N, 2NAN	39-47
9N 3661	Retainer (steering gear dust seal)	1	9N, 9NAN, 2N, 2NAN	39-47
9N 3669	Cap (steering column)	1	9N, 9NAN, 2N, 2NAN	39-47
	353043-AS8 Fitting (steering column cap)-lubricator-1/4"-28	1	9N, 9NAN, 2N, 2NAN	39-47
9N 3670	Packing (steering sector)	4	9N, 9NAN, 2N, 2NAN	39-47
2N 3673	Washer (steering wheel nut)	1	9N, 9NAN, 2N, 2NAN	39-47
2N 3679	Lock, cylinder and wire assy (ignition)-use with upper steering housing having round hole for lock-replaced by 8N-3679-C	1	2N, 2NAN	42-47
8N 3679-C	Lock, cylinder & wire assy (ignition)-with 2 keys	1	8N, 8NAN	48-49
	356095-S2 Nut (ignition lock to steering gear housing)	1	2N, 2NAN, 8N, 8NAN	43-49
9N 3685-A	Key (ignition)-No.1050 to 1300-replaced by 9N-11576	As Req'd	9N, 9NAN, 2N, 2NAN	39-42
9N 3685-B	Key (ignition)-Universal Series 1053	As Req'd	2N, 2NAN, 8N after Serial 76,000, 8NAN	42-49
	9N-11576 Key (ignition lock)-blank	As Req'd	9N, 9NAN, 2N, 2NAN, 8N, 8NAN	39-49
9N 3686-C	Lock and cylinder assy (ignition)-use with upper steering housing having oblong hole for lock -replaced by 8N-3679-C	1	9N, 9NAN, 2N, 2NAN	39-43
	351117-S7 Nut (lock ignition)-thread type -13/16"-20	1	9N, 9NAN, 2N, 2NAN, 8N, 8NAN	39-49
9N 3699	Spring (steering gear dust seal)	1	9N, 9NAN, 2N, 2NAN	39-47

Also furnished in kit.

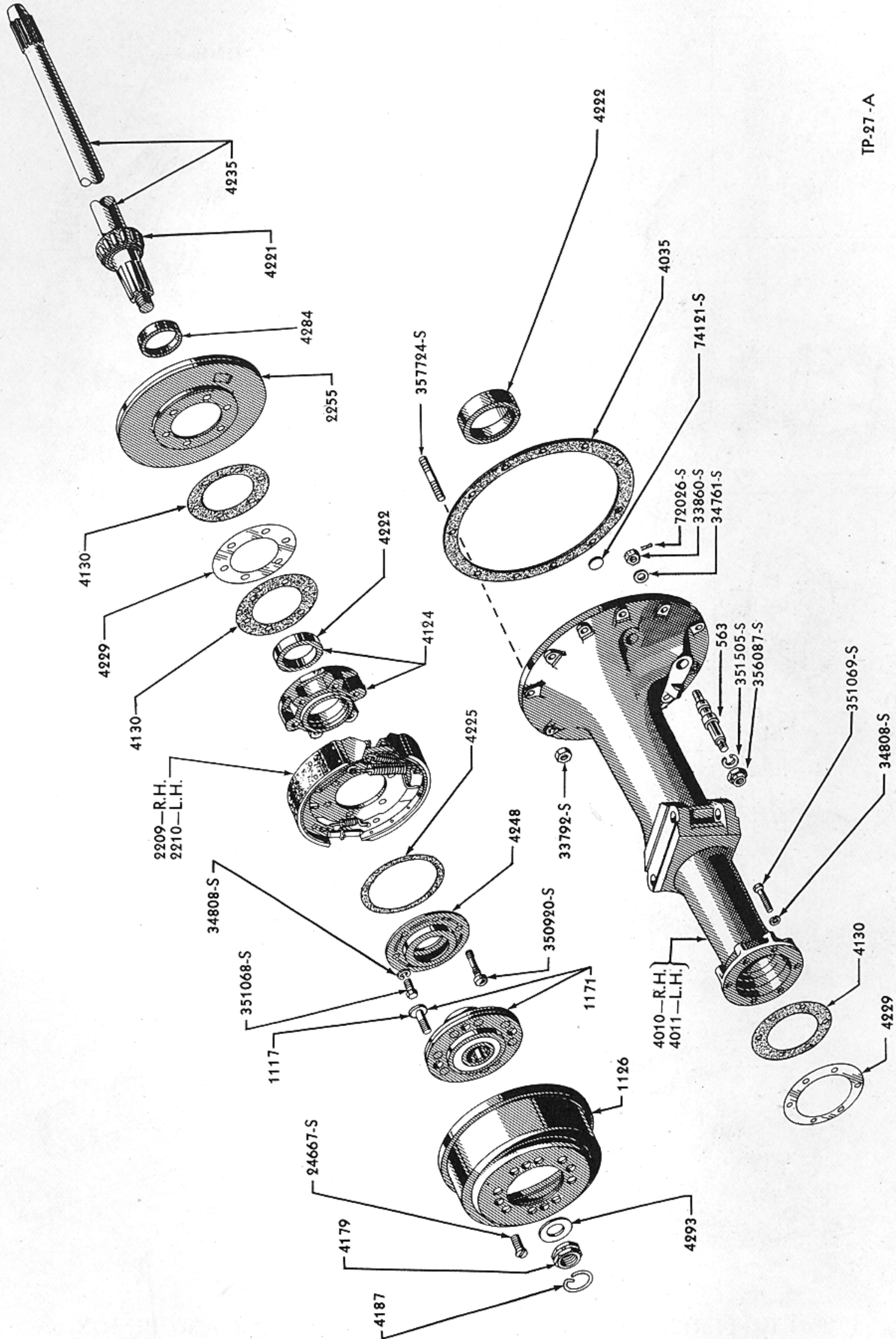




1939-47 REAR AXLE SHAFT, HOUSING AND RELATED PARTS

Basic numbers only shown on illustration. Order by Part Numbers shown in list of parts.



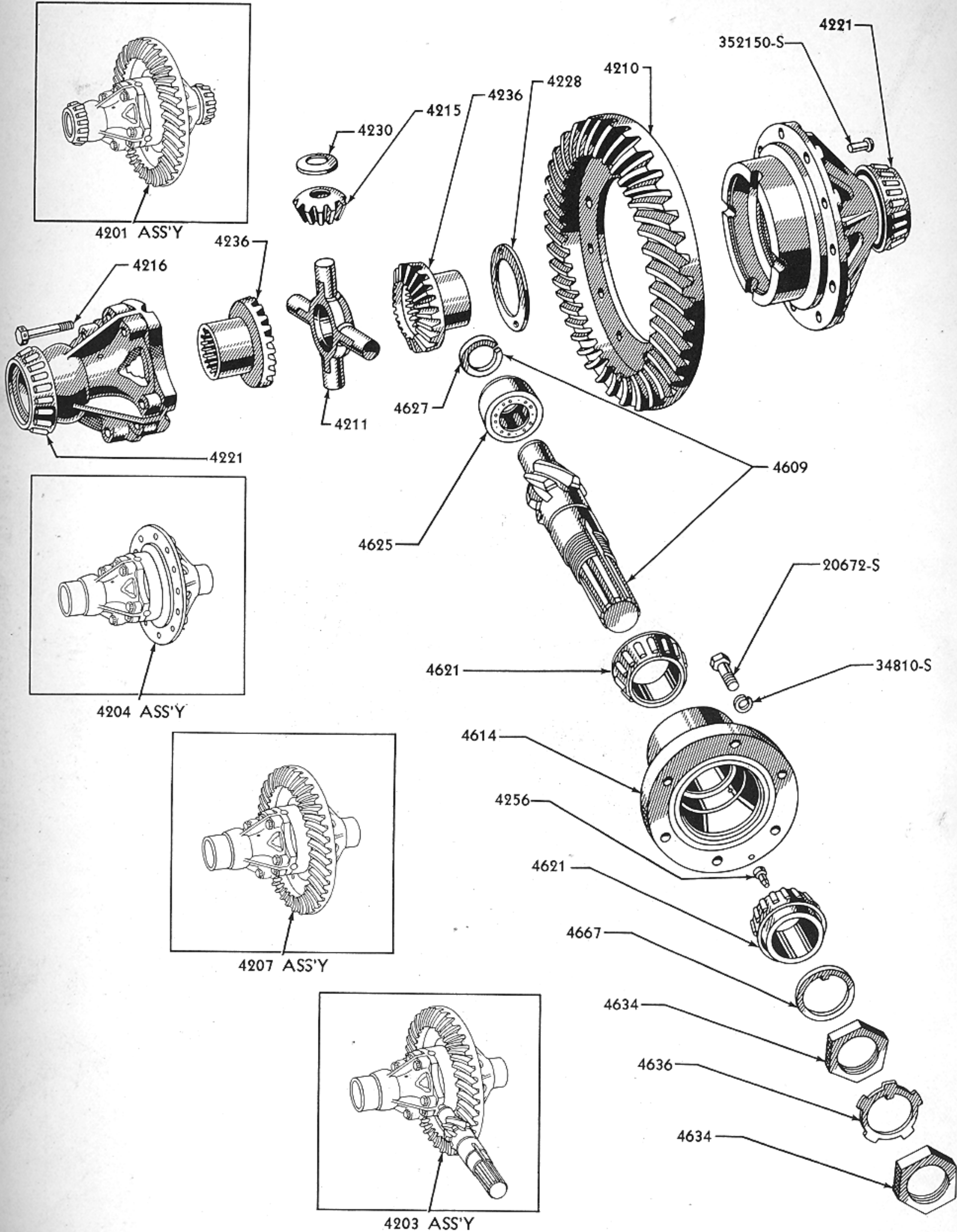


TP-27 -A

### 1948-49 REAR AXLE SHAFT HOUSING AND RELATED PARTS

Basic numbers only shown on illustration. Order by Part Numbers shown in list of parts.



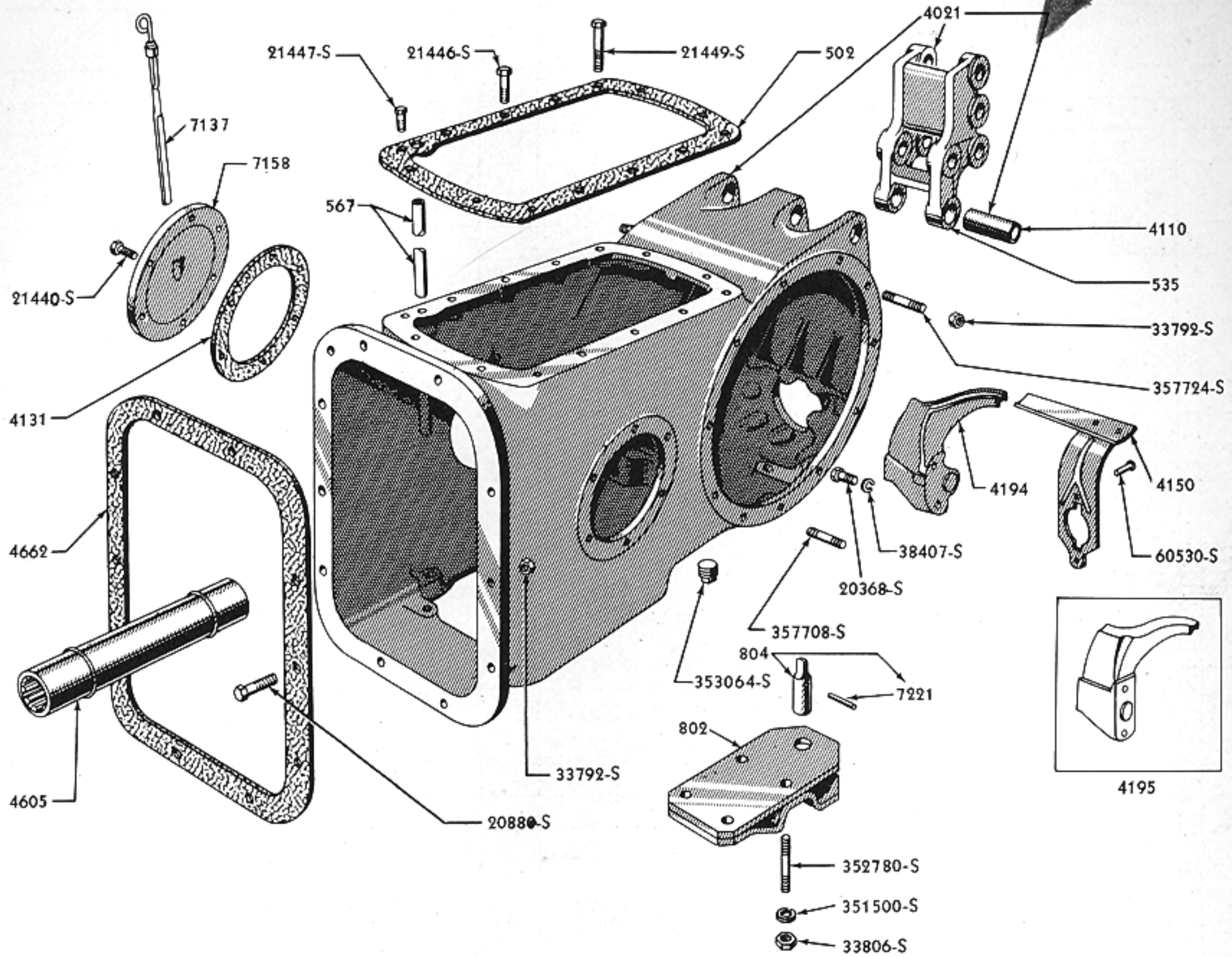


TP-18

1939-49 DIFFERENTIAL ASSEMBLY WITH DRIVE GEAR AND PINION

Basic numbers only shown on illustration. Order by Part Numbers shown in list of parts.





TP-26

### 1948-49 CENTER HOUSING, ROCKER AND RELATED PARTS

Basic numbers only shown on illustration. Order by Part Numbers shown in list of parts.

PART NUMBER	PART NAME	NO. REQ'D	MODEL	YEAR
<b>Rear Axle</b>				
8N 4010-A	Housing assy (rear axle shaft)-RH	1	8N, 8NAN	48-49
	74121-S Plug (rear axle housing)- expansion-1 1/4"	1	9N, 9NAN, 2N, 2NAN, 8N, 8NAN	39-49
8N 4011-A	Housing assy (rear axle shaft)-LH	1	8N, 8NAN	48-49
	351069-S8 Bolt (rear axle housing to retainer & cup assy)-7/16"-20 x 1.82"-hex head	4	8N, 8NAN	48-49
	34803-S7 Lockwasher-7/16"			
9N 4012-B	Housing assy (rear axle shaft)-RH-replaced by 2N-4012-A2 with 2N-4035	1	9N, 9NAN, 2N, 2NAN	39-43
2N 4012-A2	Housing assy (rear axle shaft)-RH-use with 2N-4035 gasket to replace 9N-4012-B housing	1	9N, 9NAN, 2N, 2NAN	39-47
	88463-S Stud (rear axle housing to brake plate)-7/16"-14 & 7/16" -20 x 2 1/2"	12	9N, 9NAN, 2N, 2NAN	39-47
	33792-S Nut-7/16"-20			





## PARTS

## CATALOGUE

PART NUMBER	PART NAME	NO. REQ'D	MODEL	YEAR
9N 4013-B	Housing assy (rear axle shaft)-LH-replaced by 2N-4013-A2 with 2N-4035	1	9N,9NAN,2N,2NAN	39-43
2N 4013-A2	Housing assy (rear axle shaft)-LH-use with 2N-4035 gasket to replace 9N-4013-B housing	1	9N,9NAN,2N,2NAN	39-47
8N 4021	Housing and bushing assy (center)-includes 8N-535 Rocker and 8N-4110 Bushing	1	8N,8NAN	48-49
	8N-4117 Decal (center housing)	1	9N,9NAN,2N,2NAN,8N,8NAN	39-49
9N 4025	Housing assy (center)-replaced by 8N-4021	1	9N,9NAN,2N,2NAN	39-47
	353064-S8 Plug (center housing drain)-1/2"-pipe	1	9N,9NAN,2N,2NAN,8N,8NAN	39-49
	357708-S7 Stud (rear axle center housing to muffler support)-7/16"-14 & 7/16"-20 x 2.12"	1	9N,9NAN,2N,2NAN,8N,8NAN	39-49
	357724-S7 Stud (rear axle center housing to right and left housing)-7/16"-14 & 7/16"-20 x 1.86"	21	9N,9NAN,2N,2NAN,8N,8NAN	39-49
	33792-S8 Nut-7/16"-20-hex			
	9N 7158-C Cover assy (differential housing)	1	9N,9NAN,2N,2NAN,8N,8NAN	39-49
	21440-S8 Bolt (cover to housing)-7/16"-14 x 3/4"-hex head			
	21441-S7 Bolt (brake sector to cover to housing)-7/16"-14 x 1 1/4"-hex head	2	9N,9NAN,2N,2NAN,8N,8NAN	39-49
	21443-S8 Bolt (running board to cover to housing)-7/16"-14 x 15/16"-hex head	2	9N,9NAN,2N,2NAN,8N,8NAN	39-49
2N 4035	Gasket (center housing to rear axle housing)-used with 9N 4012-B & 9N 4013-B	4	9N,9NAN,2N,2NAN	39-45
2N 4035	Gasket (center housing to rear axle housing)	2	2N,2NAN,8N,8NAN	45-49
8N 4110	Bushing (hydraulic lift rocker)	2	8N,8NAN	48-49
8N 4117	Decal (center housing)		Refer to 8N-4021	
9N 4124	Retainer and cup assy (rear axle shaft bearing)-6.20" O.D. x 2.98" thick	2	9N,9NAN,2N,2NAN	39-47
8N 4124	Retainer and cup assy (rear axle shaft bearing)-6.25" O.D. x 1.85" thick	2	8N,8NAN	48-49
9N 4129	Gasket (power take-off cover)	1	9N,9NAN,2N,2NAN,8N,8NAN	39-49





## PARTS

## CATALOGUE

PART NUMBER	PART NAME	NO. REQ'D	MODEL	YEAR
9N 4130-B	Gasket (axle housing to bearing retainer)	2	9N,9NAN,2N,2NAN	39-47
9N 4130-B	Gasket (axle bearing retainer to brake plate)-6.20" O.D. x 4.38" I.D. x .020"-thick	2	9N,9NAN,2N,2NAN	39-47
8N 4130	Gasket (axle bearing retainer to brake plate)-6.20" O.D. x 4.38" I.D. x .010"-thick	6	8N,8NAN	48-49
9N 4131	Gasket (center housing side cover)	1	9N,9NAN,2N,2NAN,8N,8NAN	39-49
9N 4131	Gasket (shifter plate cover to housing)		Refer to 721 Group	
9N 4132	Collar (axle shaft bearing)-pressed on shaft to secure bearing	2	9N,9NAN,2N,2NAN	39-47
9N 4150	Trough assy (differential bearing)-oil	1	9N,9NAN,2N,2NAN,8N,8NAN	39-49
	60530-S Rivet (trough to housing wall)-1/4" x 1-3/8"	2	9N,9NAN,2N,2NAN,8N,8NAN	39-49
	60542-S Rivet (trough to housing wall)-1/4" x 1-1/2"-use when housing wall is heavier than standard	As Req'd	9N,9NAN,2N,2NAN,8N,8NAN	39-49
8N 4179	Nut (rear axle shaft)-1.25" - 18-hex	2	8N,8NAN	48-49
8N 4187	Snap ring (rear axle nut)-1.88" I.D.-.0915" wire	2	8N,8NAN	48-49
8N 4194	Block (driving gear thrust)-has off-set boss for 9N-4150 differential bearing trough assy	1	8N,8NAN	48-49
9N 4195	Block (driving gear thrust)	1	9N,9NAN,2N,2NAN	39-47
	20368-S7 Bolt (block to center housing)-3/8"-16 x 7/8"-hex head.	2	9N,9NAN,2N,2NAN,8N,8NAN	39-49
	34807-S8 Lockwasher-3/8"			
9N 4201	Differential assy (rear axle)-6.66-1 ratio-consists of the following 1- 9N-4204 Case assy 2- BB-4221-B Cone assy 1- 79-4210-A Gear 2- 79-4228 Washer 1- 9N-4211 Spider 4-7RT-4230 Washer 4-7RT-4215 Pinion 2-7RT-4236 Gear 1- 352150-S Rivet	1	9N,9NAN,2N,2NAN,8N,8NAN	39-49
9N 4203	Gear (driving)-with pinion and differential gear case-consists of the following 1- 9N-4207 Gear & Case assy 1- 79-4609 Gear (pinion)	1	9N,9NAN,2N,2NAN,8N,8NAN	39-49
9N 4204	Case assy (differential gear)-includes matched LH and RH case halves with attaching screws	1	9N,9NAN,2N,2NAN,8N,8NAN	39-49
9N 4207	Gear and case assy-consists of the following 1- 9N-4204 Case assy 1- 79-4210-A Gear 12- 352150-S Rivet	1	9N,9NAN,2N,2NAN,8N,8NAN	39-49
79 4210-A	Gear (rear axle driving)-6.66 to 1 ratio	1	9N,9NAN,2N,2NAN,8N,8NAN	39-49
	352150-S Rivet (drive gear to case)-rose head-7/16" x 1-1/2"	12	9N,9NAN,2N,2NAN,8N,8NAN	39-49
9N 4211	Spider (differential)	1	9N,9NAN,2N,2NAN,8N,8NAN	39-49
91T 4215	Pinion (differential)-replaced by 7RT-4215 and 7RT-4230	4	9N,9NAN,2N,2NAN,8N,8NAN	39-48
7RT 4215	Pinion (differential)-used with 7RT-4230	4	9N,9NAN,2N,2NAN,8N,8NAN	39-49
BB 4216-C	Screw (differential gear case)-1/2"-13 x 3"	8	9N,9NAN,2N,2NAN,8N,8NAN	39-49
BB 4221-B	Cone and roller assy (differential)	2	9N,9NAN,2N,2NAN,8N,8NAN	39-49
2N 4221	Cone and roller assy (axle shaft bearing)-wheel end	2	9N,9NAN,2N,2NAN,8N,8NAN	39-49
BB 4222	Cup (axle shaft bearing)-differential end	2	9N,9NAN,2N,2NAN,8N,8NAN	39-49
9N 4222	Cup (axle shaft bearing)-wheel end	2	9N,9NAN,2N,2NAN,8N,8NAN	39-49
8N 4225	Gasket (rear axle bearing seal)	2	8N,8NAN	48-49
79 4228	Washer (differential gear thrust)	2	9N,9NAN,2N,2NAN,8N,8NAN	39-49



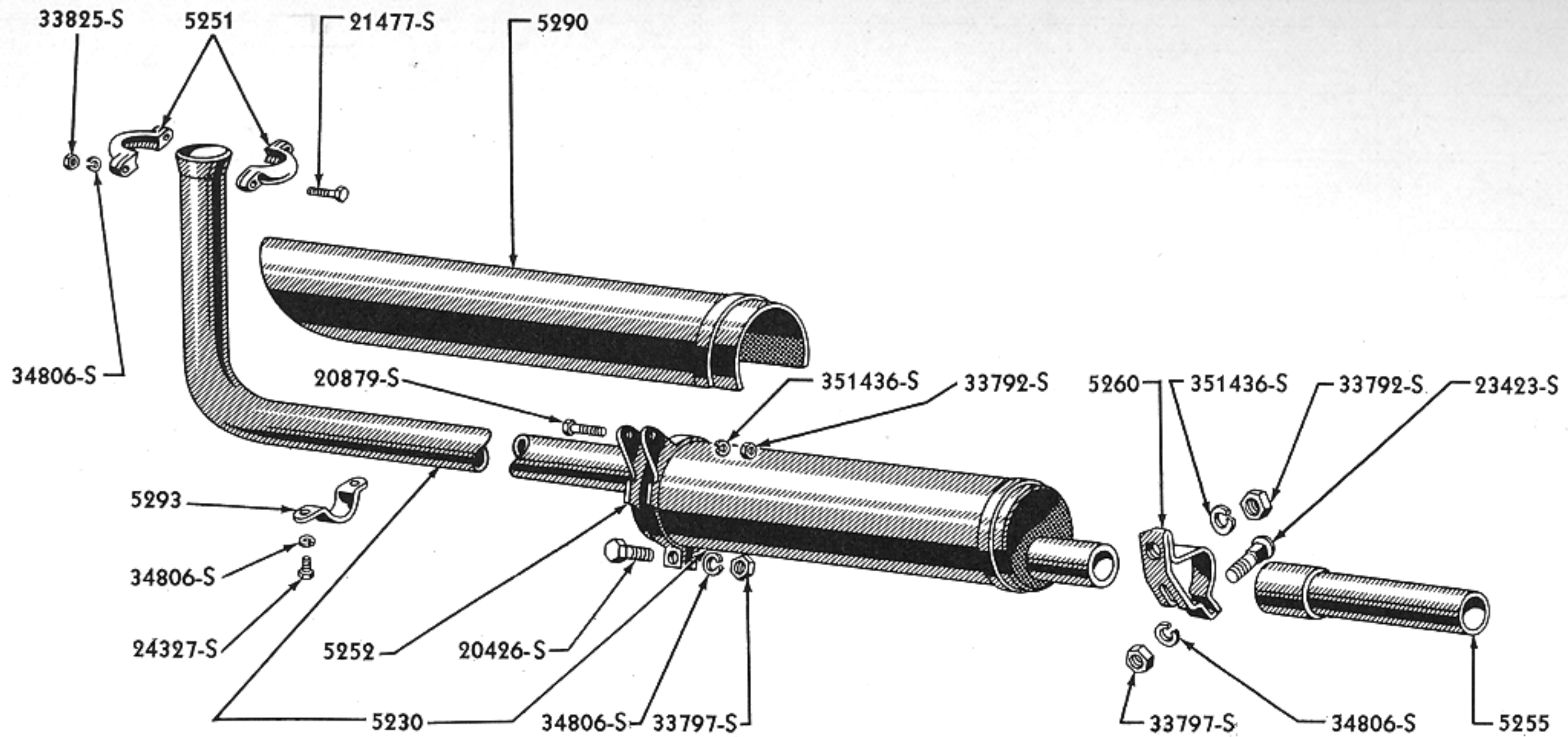


## PARTS

## CATALOGUE

PART NUMBER	PART NAME	NO. REQ'D	MODEL	YEAR
9N 4229-A	Shim (rear axle bearing)-.003"	As Req'd	9N,9NAN,2N,2NAN,8N,8NAN	39-49
9N 4229-B	Shim (rear axle bearing)-.005"	As Req'd	9N,9NAN,2N,2NAN,8N,8NAN	39-49
8N 4229-A	Shim (rear axle bearing)-.008/.010"	As Req'd	9N,9NAN,2N,2NAN,8N,8NAN	39-49
8N 4229-B	Shim (rear axle bearing)-.015/.017"	As Req'd	9N,9NAN,2N,2NAN,8N,8NAN	39-49
8N 4229-C	Shim (rear axle bearing)-.020/.022"	As Req'd	9N,9NAN,2N,2NAN,8N,8NAN	39-49
79 4230	Washer (differential pinion thrust)-used with 91T-4215	4	9N,9NAN,2N,2NAN,8N,8NAN	39-48
7RT 4230	Washer (differential pinion thrust)-used with 7RT-4215	4	9N,9NAN,2N,2NAN,8N,8NAN	39-49
9N 4234-B	Shaft and flange assy (rear axle)	2	9N,9NAN,2N,2NAN	39-47
8N 4235	Shaft (rear axle)	2	8N,8NAN	48-49
7RT 4236	Gear (rear axle shaft differential)	2	9N,9NAN,2N,2NAN,8N,8NAN	39-49
8N 4248	Oil seal assy (rear axle housing)	2	8N,8NAN	48-49
	350920-S8 Bolt (oil seal to retainer & cup assy to center housing)-7/16"-20 x 3 1/4"	8	8N,8NAN	48-49
	33794-S34 Nut-7/16"-20			
	351068-S8 Bolt (oil seal to retainer & cup assy)-7/16"-20 x 1.88"	4	8N,8NAN	48-49
	34808-S7 Lockwasher-7/16"			
9N 4251	Oil seal (rear axle wheel end bearing)	2	9N,9NAN,2N,2NAN	39-47
BB 4256	Pin (differential pilot bearing)-overall length .44"	1	9N,9NAN,2N,2NAN,8N,8NAN	39-49
8N 4284	Gasket (rear axle shaft)-2" I.D. x 2 1/4" O.D. x 1/2" thick	2	8N,8NAN	48-49
8N 4293	Washer (rear axle shaft)-1 1/4" I.D. x 2 3/8" O.D. x .20" thick	2	8N,8NAN	48-49
8N 4294	Gasket (rear axle shaft)-1 1/2" I.D. x 2" O.D. x .20" thick-replaced by 8N-4284	2	8N,8NAN	48-49
9N 4605	Shaft assy (drive)	1	9N,9NAN,2N,2NAN,8N,8NAN	39-49
79 4609	Pinion and pilot bearing race assy (driving)	1	9N,9NAN,2N,2NAN,8N,8NAN	39-49
BB 4614-B	Sleeve and bearing cups assy (driving pinion)-with dowel pin	1	9N,9NAN,2N,2NAN,8N,8NAN	39-49
	20672-S Bolt (pinion sleeve to center housing)-9/16"-12 x 1 1/4"	6	9N,9NAN,2N,2NAN,8N,8NAN	39-49
	34810-S Lockwasher-9/16"			
BB 4616-B	Cup (driving pinion bearing)	2	9N,9NAN,2N,2NAN,8N,8NAN	39-49
BB 4621-B	Cone and roller assy (driving pinion bearing)	2	9N,9NAN,2N,2NAN,8N,8NAN	39-49
BB 4625-B	Bearing assy (driving pinion pilot)	1	9N,9NAN,2N,2NAN,8N,8NAN	39-49
BB 4626-D	Race (driving pinion pilot bearing)	1	9N,9NAN,2N,2NAN,8N,8NAN	39-49
BB 4627	Ring (driving pinion pilot bearing lock)	1	9N,9NAN,2N,2NAN,8N,8NAN	39-49
B 4634	Nut (driving pinion lock)-1 9/16"-20 x 3/8" thick	2	9N,9NAN,2N,2NAN,8N,8NAN	39-49
B 4636-A	Lockwasher (driving pinion bearing locknut)	1	9N,9NAN,2N,2NAN,8N,8NAN	39-49
9N 4662	Gasket (center housing to transmission housing)	1	9N,9NAN,2N,2NAN,8N,8NAN	39-49
BB 4667	Washer (driving pinion bearing thrust)	1	9N,9NAN,2N,2NAN,8N,8NAN	39-49
8N 5162	Clamp and cover assy (battery)		Refer to 10732 Group	
9N 5182	Drawbar		Refer to 556 Group	





**1939-49 MUFFLER ASSEMBLY AND RELATED PARTS**

TP-44

Basic numbers only shown on illustration. Order by Part Numbers shown in list of parts.

PART NUMBER	PART NAME	NO. REQ'D	MODEL	YEAR
<b>Muffler</b>				
9N 5230-A	Muffler assy	1	9N, 2N, 8N	39-49
9NAN 5230	Muffler assy	1	9NAN, 2NAN, 8NAN	39-49
9N 5251	Clamp (muffler inlet pipe)	2	9N, 9NAN, 2N, 2NAN, 8N, 8NAN	39-49
	21477-S Bolt (inlet pipe to clamp)- 5/16"-18 x 1 5/8"	2	9N, 9NAN, 2N, 2NAN, 8N, 8NAN	39-49
	33825-S Nut-5/16"-18			
	34806-S8 Lockwasher-5/16"			
9N 5252	Bracket and clamp assy (muffler)-special equipment	1	9N, 9NAN, 2N, 2NAN, 8N, 8NAN	39-49
	20426-S7 Bolt (bracket and clamp assy to muffler)-5/16"-18 x 1 1/4"	1	9N, 9NAN, 2N, 2NAN, 8N, 8NAN	39-49
	33797-S7 Nut-5/16"-18			
	34806-S8 Lockwasher-5/16"			
	20879-S7 Bolt (bracket and clamp assy to transmission and center housing)-7/16"-20 x 1-3/4"	1	9N, 9NAN, 2N, 2NAN	39-47
	33792-S8 Nut-7/16"-20			
	351436-S Lockwasher-7/16"			





PARTS

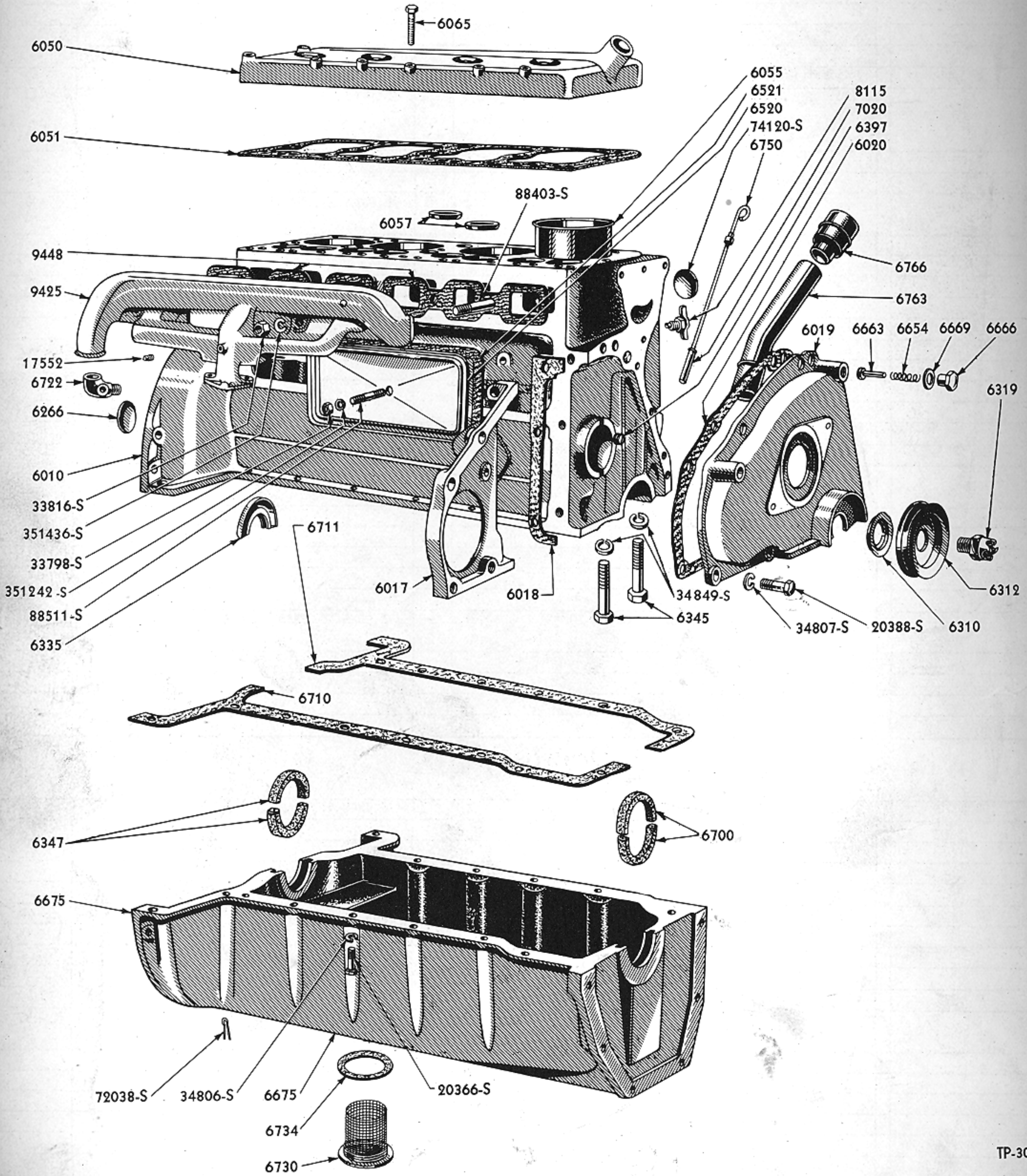
CATALOGUE

PART NUMBER	PART NAME	NO. REQ'D	MODEL	YEAR
9N 5255	Pipe (muffler outlet)	1	9N, 9NAN, 2N, 2NAN, 8N, 8NAN	39-49
9N 5260	Bracket (muffler outlet pipe)	1	9N, 9NAN, 2N, 2NAN, 8N, 8NAN	39-49
	23423-S7 Bolt (outlet pipe to muffler)- 5/16"-18 x 1 1/8"-round head carriage	1	9N, 9NAN, 2N, 2NAN, 8N, 8NAN	39-49
	33797-S7 Nut-5/16"-18			
	34806-S8 Lockwasher-5/16"			
	33792-S8 • Nut (outlet pipe clamp to rear axle stud)-7/16"-20-hex	1	9N, 9NAN, 2N, 2NAN, 8N, 8NAN	39-49
	351436-S Lockwasher-7/16"			
9N 5290	Shield assy (muffler)-special equipment	1	9N, 9NAN, 2N, 2NAN, 8N, 8NAN	39-49
9N 5293	Clamp (muffler shield)-front-special equipment	1	9N, 9NAN, 2N, 2NAN, 8N, 8NAN	39-49
	24327-S7 Bolt (clamp to muffler shield)- 5/16"-24 x 5/8"	2	9N, 9NAN, 2N, 2NAN, 8N, 8NAN	39-49
	34806-S8 Lockwasher-5/16"			
M 5337	Cement (felt to steel)-order as 8A-19552	As Reqd	9N, 9NAN, 2N, 2NAN, 8N, 8NAN	39-49

### Drawbar Stays

9N 5370	Chain assy (fixed drawbar safety)	1	9N, 9NAN, 2N, 2NAN, 8N, 8NAN	39-49
9N 5374	Stay (drawbar)-upper	2	9N, 9NAN, 2N, 2NAN, 8N, 8NAN	39-49
9N 5375	Stay (drawbar)-lower	2	9N, 9NAN, 2N, 2NAN, 8N, 8NAN	39-49
	20873-S7 Bolt (upper to lower stay)- 7/16"-20 x 1.06"	4	9N, 9NAN, 2N, 2NAN, 8N, 8NAN	39-49
	351428-S7 Washer-7/16"-plain			
	33792-S8 Nut-7/16"-20			
M 5387-A	Sealing compound (perfect seal)-order as 8A-19554-B	As Reqd	9N, 9NAN, 2N, 2NAN, 8N, 8NAN	39-49

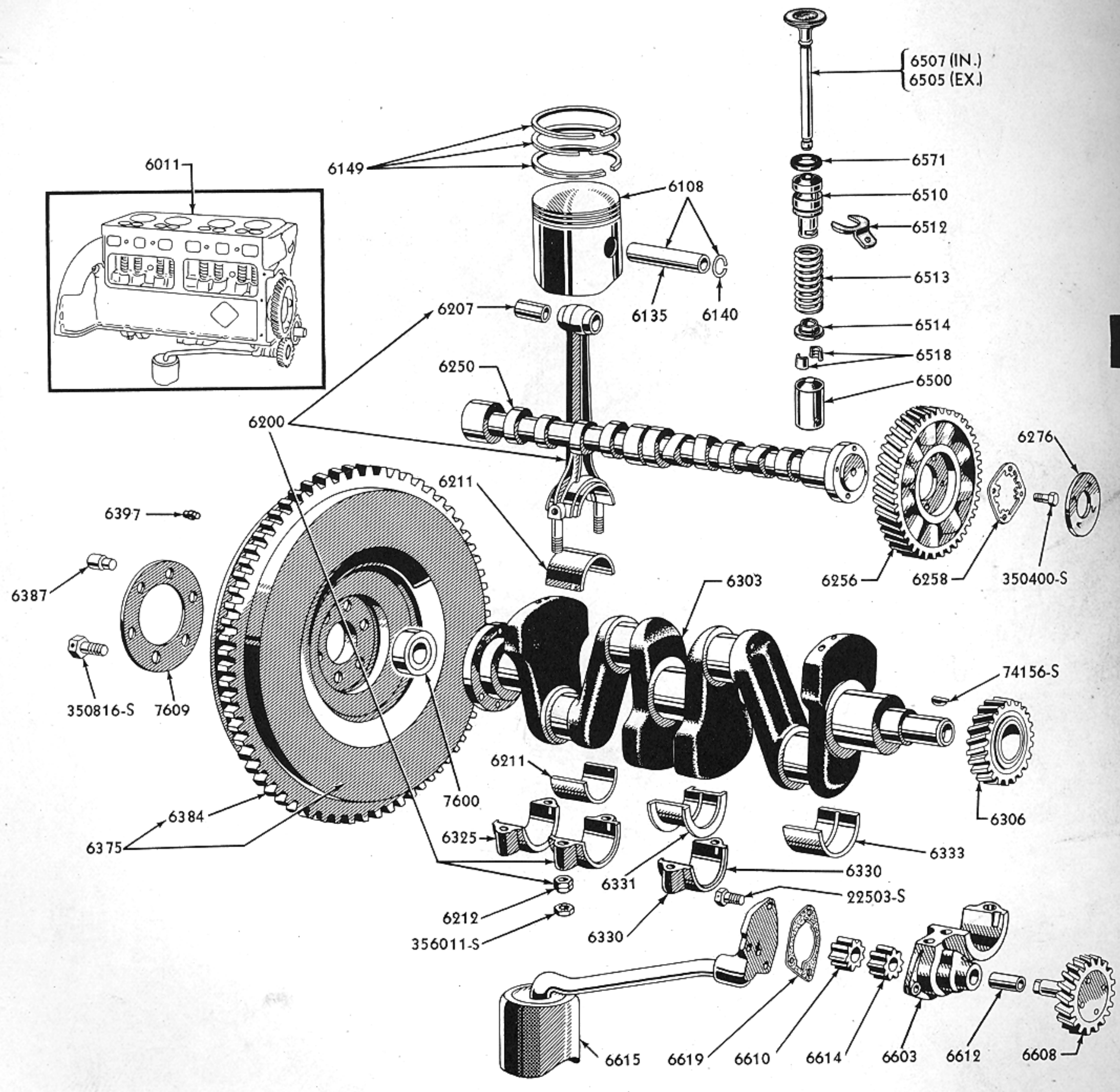




### 1939-49 ENGINE ASSEMBLY OUTSIDE

Basic numbers only shown on illustration. Order by Part Numbers shown in list of parts.



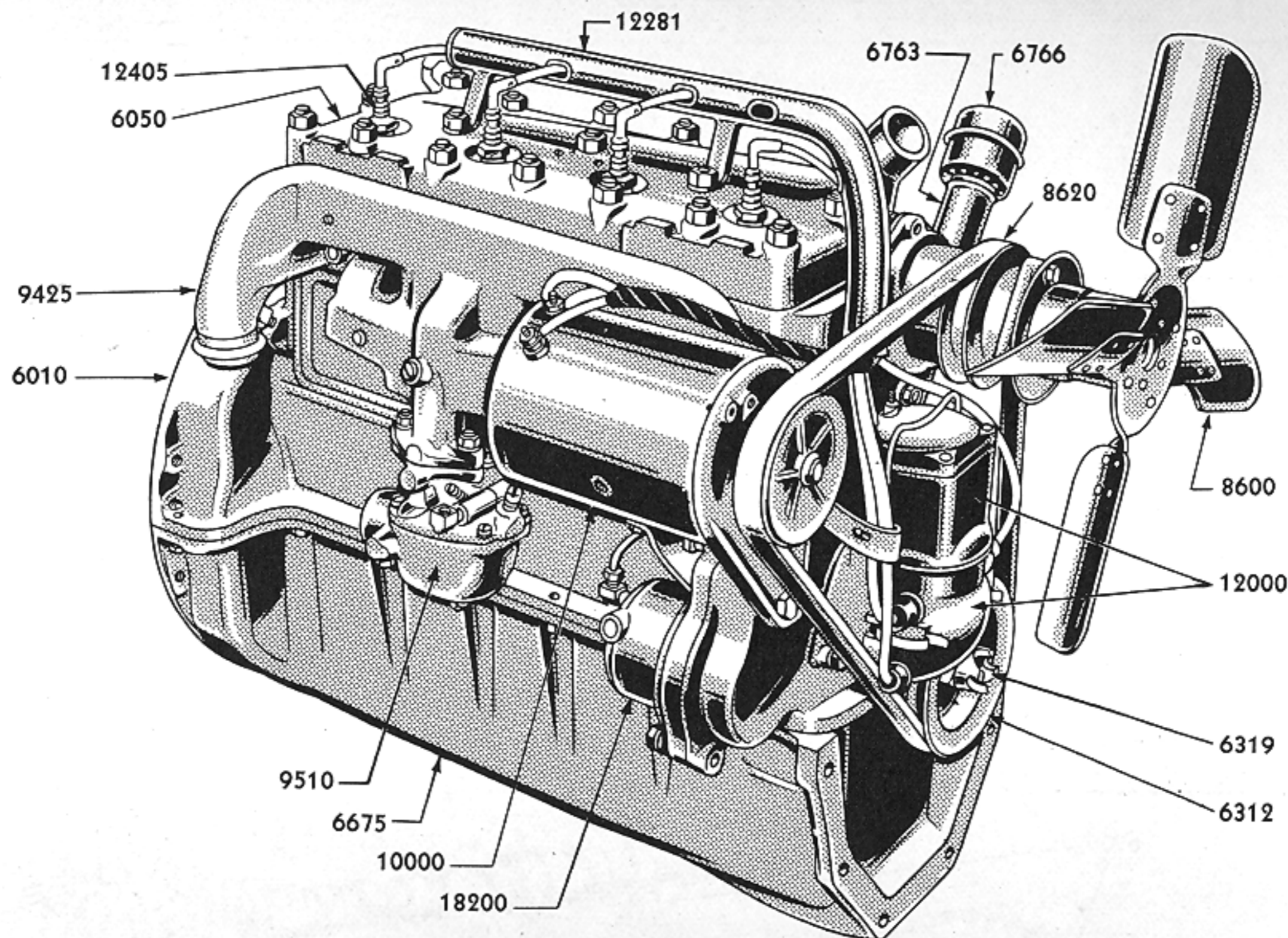


TP-31

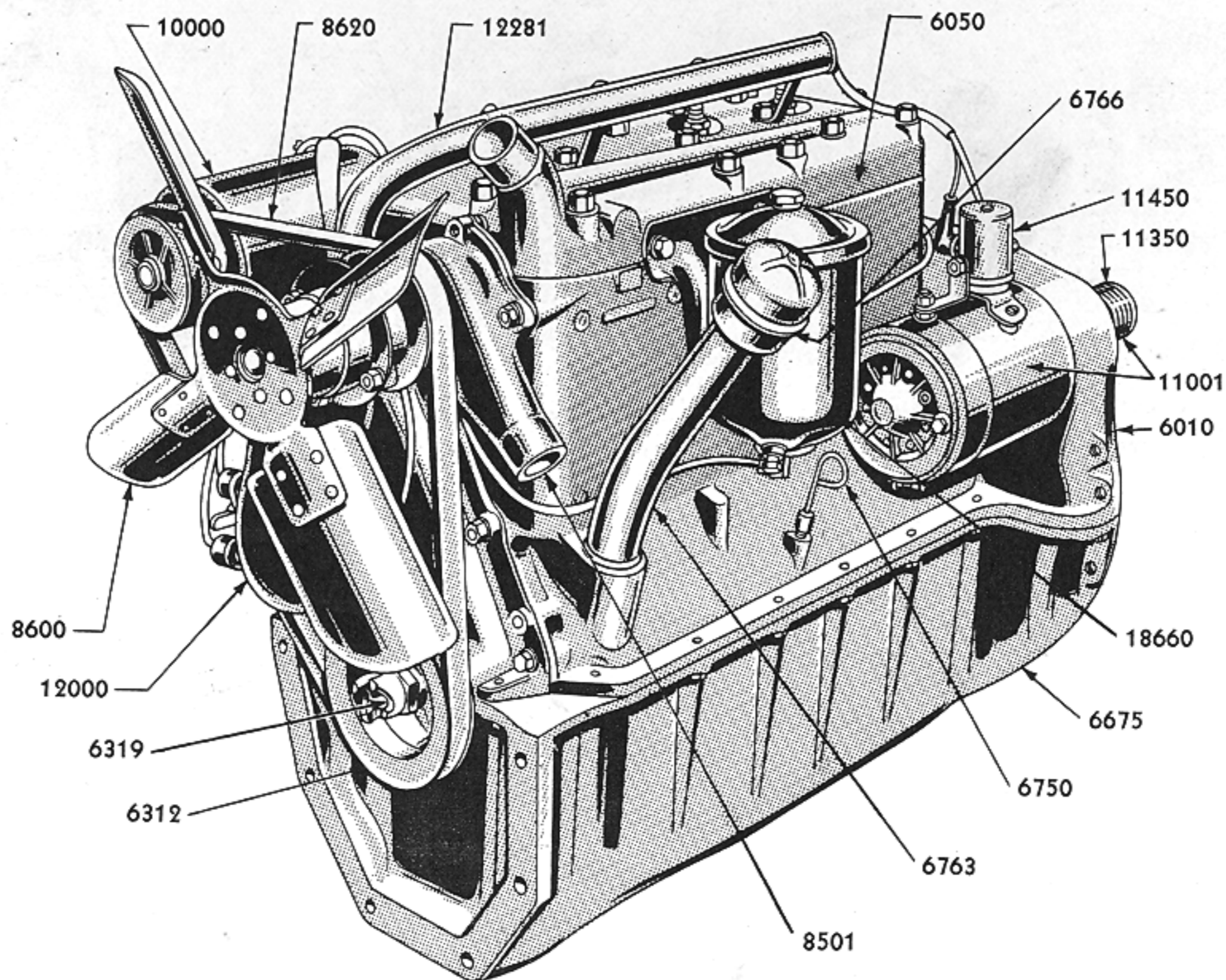
1939-49 ENGINE ASSEMBLY INSIDE

Basic numbers only shown on illustration. Order by Part Numbers shown in list of parts.





RIGHT HAND VIEW



LEFT HAND VIEW

TP-50

**1939-49 ENGINE ASSEMBLY COMPLETE**

Basic numbers only shown on illustration. Order by Part Numbers shown in list of parts.





PARTS

TRACTOR

CATALOGUE

PART NUMBER	PART NAME	NO. REQ'D	MODEL	YEAR
<b>Engine</b>				
8N 6005-B	Engine assy (less air cleaner and transmission)	1	9N, 2N, 8N	39-49
8NAN 6005-B	Engine assy (less air cleaner and transmission)	1	9NAN, 2NAN, 8NAN	39-49
9N 6008	Kit (engine overhaul gasket) Consists of the following 1- 9N-6018 Gasket (side cover) 1- 9N-6020-A Gasket (cyl. front cover) 1- 9N-6022 Gasket (timing gear cover) 1- 8N-6051 Gasket (cylinder head) 2-91A-6347 Packing (cylinder block) 2-7HA-6521 Gasket (valve chamber cover) 1- 9N-6619 Gasket (oil pump cover) 1-1GA-6669 Gasket (oil relief valve nut) 2- B-6700-A3 Packing (cyl. front cover) 1- 9N-6710 Gasket (oil pan)-RH 1- 9N-6711 Gasket (oil pan)-LH 1- 8N-6734 Gasket (drain plug) 1- 9N-8507 Gasket (water pump cover) 1- 9N-8513 Gasket (water pump to cyl. block) 1- 9N-9447 Gasket (carburetor to manifold) 2- 9N-9448 Gasket (manifold) 1- 9N-12143 Gasket (distributor base)	1	9N, 9NAN, 2N, 2NAN, 8N, 8NAN	39-49
9N 6010	Block assy (cylinder)-with sleeves and bearing caps no longer serviced-replaced by the following 1- 8N 6010 Block 8-8BA 6510 Bushing 8-8BA 6500 Push Rod 8- 8N 6513 Spring 4- 8N 6505-A Ex. Valve 8-8BA 6514 Retainer 4-8BA 6507-A In. Valve 16-7HA 6518 Key 4-8BA 6571 Seal	1	9N, 9NAN, 2N, 2NAN, 8N, 8NAN	39-48
8N 6010	Block assy (cylinder)-with sleeves and bearing caps	1	8N, 8NAN from Serial 42,161	48-49
8N 6011	Cylinder assy-with bearings, pistons, valves, shafts and gears	1	9N, 9NAN, 2N, 2NAN, 8N, 8NAN	39-49
	88376-S8 Stud (water pump to cyl. block)- 5/16" -18 & 5/16" -24 x 1 5/16"	3	9N, 9NAN, 2N, 2NAN, 8N, 8NAN	39-49
	33798-S8 Nut-5/16" -24			
	34806-S8 Lockwasher-5/16"			
	88403-S Stud (intake & exhaust manifold to cylinder block)-7/16" -14 & 7/16" -20 x 1 5/8"	2	9N, 9NAN, 2N, 2NAN, 8N, 8NAN	39-49
	33816-S Nut-7/16" -20-brass			
	351436-S Lockwasher-7/16"			
	88511-S Stud (valve chamber cover to block)-5/16" -18 & 5/16" -24 x 3"-used with 7HA 6520	2	9N, 9NAN, 2N, 2NAN, 8N, 8NAN	39-49
	88531-S Stud (valve chamber cover to block)-5/16" -18 & 5/16" -24 x 3 1/4"-used with 2N 6520	2	9N, 9NAN, 2N, 2NAN, 8N, 8NAN	39-48
	33798-S8 Nut-5/16" -24			
	351242-S8 Washer-5/16" flat			
	9N 8115 Cock assy (cyl. block drain)-1/4"	1	9N, 9NAN, 2N, 2NAN, 8N, 8NAN	39-49
	74120-S Plug(cyl. block)-expansion-1-3/16"	4	9N, 9NAN, 2N, 2NAN, 8N, 8NAN	39-49
9N 6017	Cover (cylinder timing gear side)	1	9N, 9NAN, 2N, 2NAN, 8N, 8NAN	39-49
	20388-S8 Bolt(cyl. frt. cvr. to cyl. side cvr.)-3/8" -16 x 1" -hex head	3	9N, 9NAN, 2N, 2NAN, 8N, 8NAN	39-49
	34807-S8 Lockwasher-3/8"			
9N 6018	Gasket (cylinder timing gear side cover)	1	9N, 9NAN, 2N, 2NAN, 8N, 8NAN	39-49

● Also furnished in kit.





## PARTS

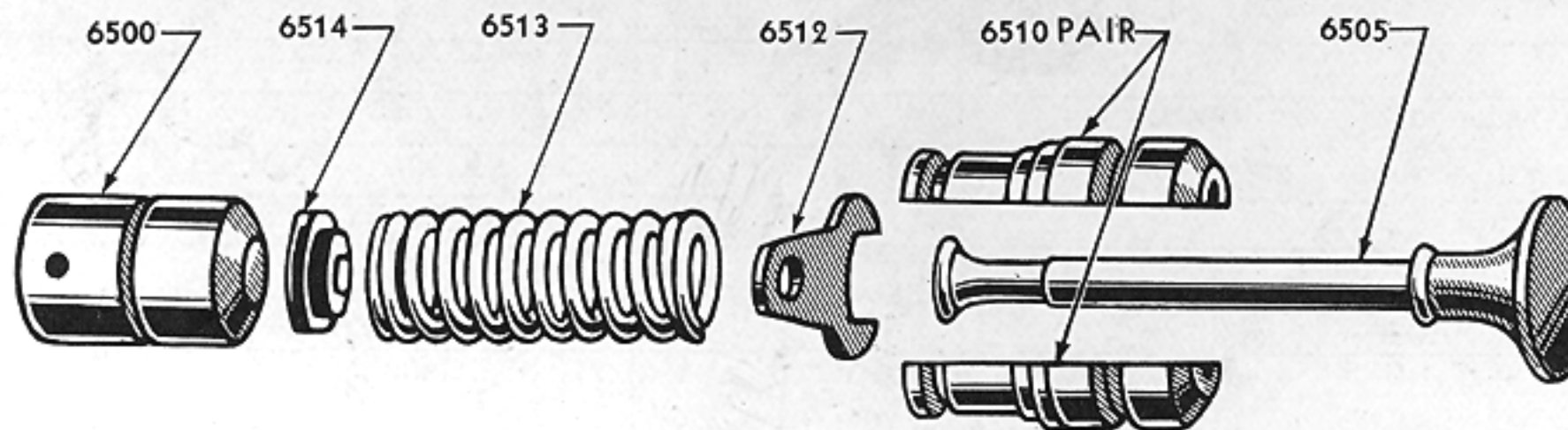
## CATALOGUE

PART NUMBER	PART NAME	NO. REQ'D	MODEL	YEAR
9N 6149-A	Ring set (piston)-used with steel pistons only	1	9N, 9NAN, 2N, 2NAN, 8N, 8NAN	39-49
8N 6149-A	Ring set (piston)-used with aluminum pistons only	1	8N, 8NAN	48-49
9N 6200-B	Rod assy (connecting)	4	9N, 9NAN, 2N, 2NAN, 8N, 8NAN	39-49
21A 6207-A3	Bushing (connecting rod)-.735" I.D.-1.36" long	4	9N, 9NAN, 2N, 2NAN, 8N, 8NAN	39-49
21A 6207-B3	Bushing (connecting rod)-.729" I.D. -1.36" long	4	9N, 9NAN, 2N, 2NAN, 8N, 8NAN	39-49
9N 6211-A	Liner (connecting rod bearing)-standard	8	9N, 9NAN, 2N, 2NAN, 8N, 8NAN	39-49
9N 6211-B	Liner (connecting rod bearing)-.001" U/S	8	9N, 9NAN, 2N, 2NAN, 8N, 8NAN	39-49
9N 6211-C	Liner (connecting rod bearing)-.002" U/S	8	9N, 9NAN, 2N, 2NAN, 8N, 8NAN	39-49
9N 6211-D	Liner (connecting rod bearing)-.005" U/S	8	9N, 9NAN, 2N, 2NAN, 8N, 8NAN	39-49
9N 6211-E	Liner (connecting rod bearing)-.010" U/S	8	9N, 9NAN, 2N, 2NAN, 8N, 8NAN	39-49
9N 6211-F	Liner (connecting rod bearing)-.012" U/S	8	9N, 9NAN, 2N, 2NAN, 8N, 8NAN	39-49
9N 6211-G	Liner (connecting rod bearing)-.020" U/S	8	9N, 9NAN, 2N, 2NAN, 8N, 8NAN	39-49
9N 6211-H	Liner (connecting rod bearing)-.007" U/S	8	9N, 9NAN, 2N, 2NAN, 8N, 8NAN	39-49
1GA 6212	Nut (connecting rod)-self locking-replaced by 7HA-6212 and 356011-S	8	9N, 9NAN, 2N, 2NAN, 8N, 8NAN	39-48
7HA 6212	Nut (connecting rod)	8	9N, 9NAN, 2N, 2NAN, 8N, 8NAN	39-49
	356011-S Nut (connecting rod lock)- 3/8" -24-hex	8	9N, 9NAN, 2N, 2NAN, 8N, 8NAN	39-49
9N 6250-A	Camshaft-replaced by 1-2NC-6250-B, 1-7RA-6256-A 1-91A-6258, 4-350400-S	1	9N, 9NAN	39-42
2NC 6250-B	Camshaft-for bolt on gear	1	9N, 9NAN, 2N, 2NAN, 8N, 8NAN	39-49
48 6256-B	Gear (camshaft)-use only with 9N-6250-A-press on	1	9N, 9NAN	39-42
7RA 6256-A	Gear (camshaft)-aluminum-standard-bolt on	1	9N, 9NAN, 2N, 2NAN, 8N, 8NAN	41-49
7RA 6256-B	Gear (camshaft)-aluminum-.006" O/S-bolt on	1	9N, 9NAN, 2N, 2NAN, 8N, 8NAN	41-49
7RA 6256-C	Gear (camshaft)-aluminum-.012" O/S-bolt on	1	9N, 9NAN, 2N, 2NAN, 8N, 8NAN	41-49
91A 6258	Ring (camshaft gear locking)	1	9N, 9NAN, 2N, 2NAN, 8N, 8NAN	39-49
	350400-S Bolt (camshaft to gear)-5/16"- 24 x .610"	4	9N, 9NAN, 2N, 2NAN, 8N, 8NAN	39-49
91A 6266	Seal (camshaft rear bearing)	1	9N, 9NAN, 2N, 2NAN, 8N, 8NAN	39-49
8N 6276	Spring (camshaft thrust)	1	9N, 9NAN, 2N, 2NAN, 8N, 8NAN	39-49
9N 6303-A	Crankshaft-standard	1	9N, 9NAN, 2N, 2NAN, 8N, 8NAN	39-49
48 6306-A	Gear (crankshaft)	1	9N, 9NAN, 2N, 2NAN, 8N, 8NAN	39-49
	74156-S Key (gear to crankshaft)- Woodruff-1/4" x 1 1/8"	1	9N, 9NAN, 2N, 2NAN, 8N, 8NAN	39-49
40 6310-A2	Slinger (crankshaft oil)	1	9N, 9NAN, 2N, 2NAN, 8N, 8NAN	39-49
2N 6312	Pulley assy (crankshaft)	1	9N, 9NAN, 2N, 2NAN, 8N, 8NAN	39-49
2N 6319-A1	Ratchet (crankshaft)	1	9N, 9NAN, 2N, 2NAN, 8N, 8NAN	39-49
9N 6325	Cap (crankshaft rear bearing)	1	9N, 9NAN, 2N, 2NAN, 8N, 8NAN	39-49
9N 6330	Cap (crankshaft center bearing)	1	9N, 9NAN, 2N, 2NAN, 8N, 8NAN	39-49
9N 6331-A	Liner (center main bearing)-standard	2	9N, 9NAN, 2N, 2NAN, 8N, 8NAN	39-49
9N 6331-B	Liner (center main bearing)-.001" U/S	2	9N, 9NAN, 2N, 2NAN, 8N, 8NAN	39-49
9N 6331-C	Liner (center main bearing)-.002" U/S	2	9N, 9NAN, 2N, 2NAN, 8N, 8NAN	39-49
9N 6331-D	Liner (center main bearing)-.005" U/S	2	9N, 9NAN, 2N, 2NAN, 8N, 8NAN	39-49
9N 6331-E	Liner (center main bearing)-.010" U/S	2	9N, 9NAN, 2N, 2NAN, 8N, 8NAN	39-49
9N 6331-F	Liner (center main bearing)-.012" U/S	2	9N, 9NAN, 2N, 2NAN, 8N, 8NAN	39-49
9N 6331-G	Liner (center main bearing)-.020" U/S	2	9N, 9NAN, 2N, 2NAN, 8N, 8NAN	39-49
9N 6331-H	Liner (center main bearing)-.007" U/S	2	9N, 9NAN, 2N, 2NAN, 8N, 8NAN	39-49





PART NUMBER	PART NAME	NO. REQ'D	MODEL	YEAR
9N 6333-A	Liner (front and rear main bearing)-standard	4	9N,9NAN,2N,2NAN,8N,8NAN	39-49
9N 6333-B	Liner (front and rear main bearing)-.001" U/S	4	9N,9NAN,2N,2NAN,8N,8NAN	39-49
9N 6333-C	Liner (front and rear main bearing)-.002" U/S	4	9N,9NAN,2N,2NAN,8N,8NAN	39-49
9N 6333-D	Liner (front and rear main bearing) .005" U/S	4	9N,9NAN,2N,2NAN,8N,8NAN	39-49
9N 6333-E	Liner (front and rear main bearing)-.010" U/S	4	9N,9NAN,2N,2NAN,8N,8NAN	39-49
9N 6333-F	Liner (front and rear main bearing)-.012" U/S	4	9N,9NAN,2N,2NAN,8N,8NAN	39-49
9N 6333-G	Liner (front and rear main bearing)-.020" U/S	4	9N,9NAN,2N,2NAN,8N,8NAN	39-49
9N 6333-H	Liner (front and rear main bearing)-.007" U/S	4	9N,9NAN,2N,2NAN,8N,8NAN	39-49
91A 6335	Seal (crankshaft rear bearing oil)	1	9N,9NAN,2N,2NAN,8N,8NAN	39-49
9N 6345	Stud (bearing cap)-1/2"-13 & 1/2"-20 x 2.84"-drilled -replaced by 8N-6345-A hex head bolt	5	9N,9NAN,2N,2NAN,8N,8NAN	39-49
8N 6345-A	Bolt (bearing cap)-hex head-1/2"-13 x 2.44"	5	9N,9NAN,2N,2NAN,8N,8NAN	39-49
9N 6346	Stud (bearing cap)-1/2"-13 & 1/2"-20 x 3.84"-drilled -replaced by 8N 6346-A hex head bolt	1	9N,9NAN,2N,2NAN,8N,8NAN	39-49
8N 6346-A	Bolt (bearing cap)-hex head-1/2"-13 x 3.44" 34849-S7 Lockwasher-1/2"	1	9N,9NAN,2N,2NAN,8N,8NAN	39-49
● 91A 6347	Packing (oil pan and cylinder block)-rear	2	9N,9NAN,2N,2NAN,8N,8NAN	39-49
B 6348	Nut (bearing cap stud)-1/2"-20	6	9N,9NAN,2N,2NAN,8N,8NAN	39-49
9N 6375	Flywheel assy	1	9N,9NAN,2N,2NAN,8N,8NAN	39-49
	350645-S Bolt (flywheel to crankshaft)- 7/16"-20 x .84"-hex head	4	9N,9NAN,2N,2NAN	39-47
	350816-S Bolt (flywheel to crankshaft)- 7/16"-20 x .88"-hex head	4	8N,8NAN	48-49
9N 6384	Gear (flywheel starting)	1	9N,9NAN,2N,2NAN,8N,8NAN	39-49
B 6387-A	Dowel (flywheel to crankshaft)-.66" long	2	9N,9NAN,2N,2NAN,8N,8NAN	39-49
18 6397	Dowel (cylinder block to front cover)-11/16" long	2	9N,9NAN,2N,2NAN,8N,8NAN	39-49
18 6397	Dowel (cylinder block to transmission)	2	9N,9NAN,2N,2NAN,8N,8NAN	39-49
8BA 6500-A	Rod (valve push)	8	9N,9NAN,2N,2NAN,8N,8NAN	39-49



TP-46

### 1939-48 ENGINE VALVE AND RELATED PARTS

Basic numbers only shown on illustration. Order by Part Numbers shown in list of parts.

40 6505-A	Valve (intake)-used with 40-6510-B	4	9N,9NAN,2N,2NAN,8N,8NAN before Ser.42,162	39-48
9N 6505-A	Valve (exhaust)-used with 40-6510-B	4	9N,9NAN,2N,2NAN,8N,8NAN before Ser.42,162	39-48
8N 6505-A	Valve (exhaust)-used with 8BA-6510	4	8N,8NAN after Serial 42,161	48-49
8BA 6507-A	Valve (intake)-used with 8BA-6510	4	8N,8NAN after Serial 42,161	48-49
40 6510-B	Bushing (valve guide)-serviced in pairs only	8Pr	9N,9NAN,2N,2NAN,8N,8NAN before Ser.42,162	39-48
8BA 6510-B	Bushing (valve guide)-one piece design-used with 8N-6505-A and 8BA-6507-A	8	8N,8NAN after Serial 42,161	48-49
40 6512	Retainer (valve guide bushing)	8	9N,9NAN,2N,2NAN,8N,8NAN	39-49
2NC 6513	Spring (valve)-used with 40-6510-B	8	9N,9NAN,2N,2NAN,8N,8NAN before Ser.42,162	39-48
8N 6513	Spring (valve)-used with 8BA-6510	8	8N,8NAN after Serial 42,161	48-49
40 6514-B	Retainer (valve spring)-used with 2NC-6513	8	9N,9NAN,2N,2NAN,8N,8NAN before Ser.42,162	39-48
8BA 6514	Seat (valve spring)-used with 8N-6513	8	8N,8NAN after Serial 42,161	48-49

● Also furnished in kit.





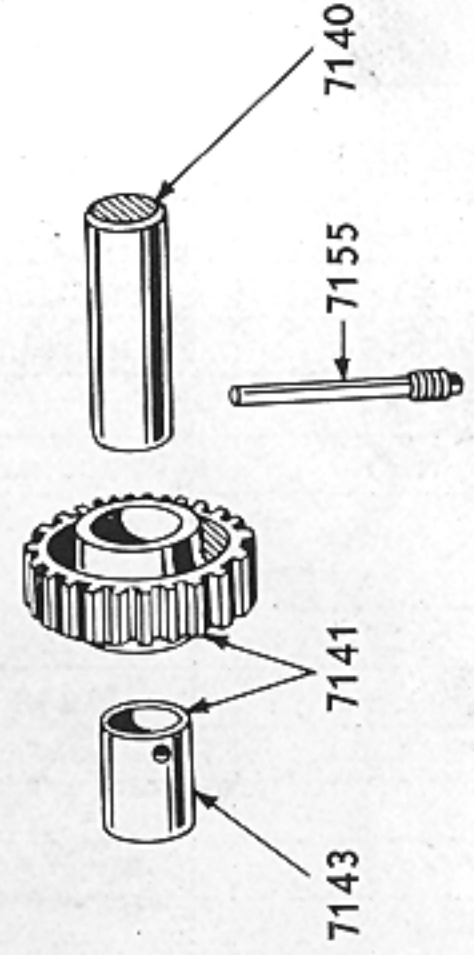
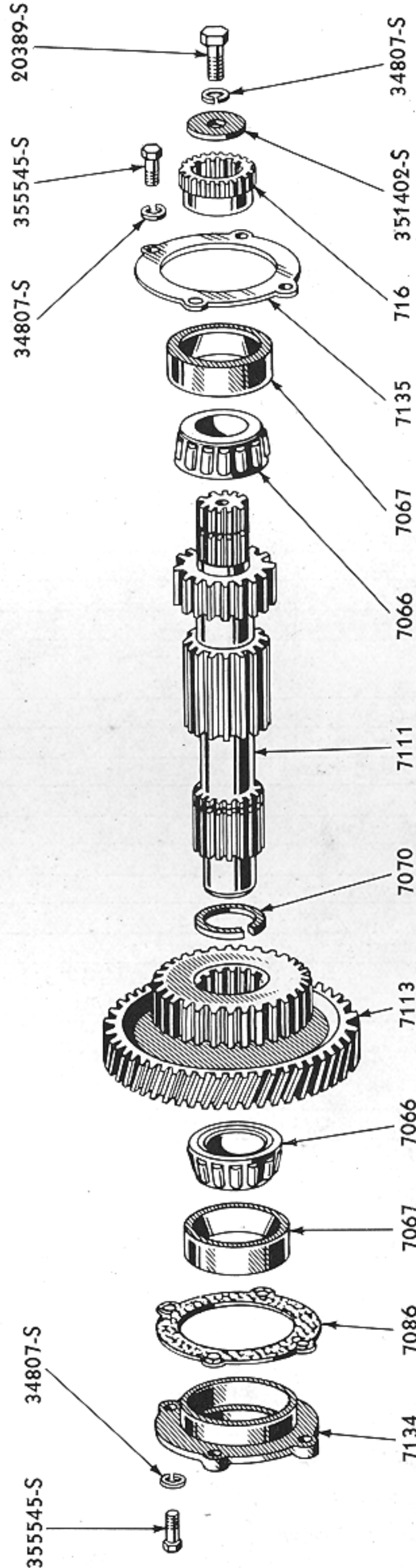
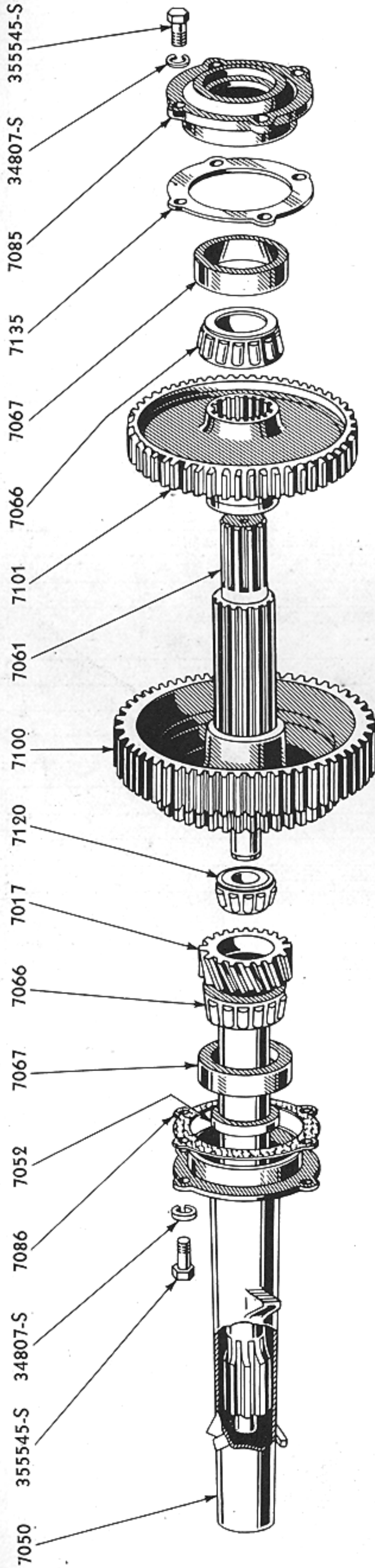
## PARTS

## CATALOGUE

PART NUMBER	PART NAME	NO. REQ'D	MODEL	YEAR
7HA 6518	Key (valves spring retainer)-used with 8BA 6514	16	8N, 8NAN	48-49
7HA 6520	Cover (valve chamber)	2	9N, 9NAN, 2N, 2NAN, 8N, 8NAN	39-49
	88531-S Stud (valve chamber cover)- 5/16"-18 & 5/16"-24 x 3 1/4"	2	9N, 9NAN after Serial 99,999, 2N, 2NAN, 8N, 8NAN	42-48
	88511-S Stud (valve chamber cover)- 5/16"-18 & 5/16"-24 x 3" - used with 7HA 6520	2 2	9N, 9NAN to Serial 99,999 8N, 8NAN	39-42 48-49
	351242-S8 Washer-5/16"-flat			
	33798-S8 Nut-5/16"-18			
9N 6521	Gasket (valve chamber cover)-replaced by 7HA 6521	2	9N, 9NAN, 2N, 2NAN, 8N, 8NAN	39-48
● 7HA 6521	Gasket (valve chamber cover)	2	9N, 9NAN, 2N, 2NAN, 8N, 8NAN	39-49
8BA 6571	Seal (intake valve guide bushing)	4	8N, 8NAN	48-49
9N 6603	Body assy (oil pump)	1	9N, 9NAN, 2N, 2NAN, 8N, 8NAN	39-49
9N 6608-A	Gear and shaft assy (oil pump drive)	1	9N, 9NAN, 2N, 2NAN, 8N, 8NAN	39-49
52 6610-B	Gear (oil pump driven)	1	9N, 9NAN, 2N, 2NAN, 8N, 8NAN	39-49
9N 6612-A	Bushing (oil pump body)	1	9N, 9NAN, 2N, 2NAN, 8N, 8NAN	39-49
52 6614-B	Gear (oil pump drive)	1	9N, 9NAN, 2N, 2NAN, 8N, 8NAN	39-49
9N 6615	Tube and screen cover assy (oil inlet)	1	9N, 9NAN, 2N, 2NAN, 8N, 8NAN	39-49
	22503-S Bolt (oil pump cover)-1/4"-20 x 5/8"-hex head	3	9N, 9NAN, 2N, 2NAN, 8N, 8NAN	39-49
● 9N 6619	Gasket (oil pump cover)	1	9N, 9NAN, 2N, 2NAN, 8N, 8NAN	39-49
9N 6654	Spring (oil relief valve)	1	9N, 9NAN, 2N, 2NAN, 8N, 8NAN	39-49
01A 6663	Plunger (oil relief valve)	1	9N, 9NAN, 2N, 2NAN, 8N, 8NAN	39-49
68 6666	Nut (oil relief valve)	1	9N, 9NAN, 2N, 2NAN, 8N, 8NAN	39-49
● 1GA 6669	Gasket (oil relief valve nut)	1	9N, 9NAN, 2N, 2NAN, 8N, 8NAN	39-49
9N 6675	Pan assy (engine oil)	1	9N, 9NAN, 2N, 2NAN, 8N, 8NAN	39-49
	20366-S7 Bolt (oil pan to cylinder block)-5/16"-18 x 7/8"	16	9N, 9NAN, 2N, 2NAN, 8N, 8NAN	39-49
	34806-S7 Lockwasher-5/16"			
	72038-S Cotter pin (oil pan clutch housing drain)-7/32" x 1"	1	9N, 9NAN, 2N, 2NAN, 8N, 8NAN	39-49
● B 6700-A3	Packing (oil pan and cylinder cover)-front	2	9N, 9NAN, 2N, 2NAN, 8N, 8NAN	39-49
● 9N 6710	Gasket (oil pan)-RH	1	9N, 9NAN, 2N, 2NAN, 8N, 8NAN	39-49
● 9N 6711	Gasket (oil pan)-LH	1	9N, 9NAN, 2N, 2NAN, 8N, 8NAN	39-49
8N 6722	Elbow (oil filter and oil gauge to block)		Refer to 9N 18668	
9N 6730	Plug and screen assy (oil pan drain)	1	9N, 9NAN, 2N, 2NAN, 8N, 8NAN	39-49
● 8N 6734	Gasket (oil pan drain plug)	1	9N, 9NAN, 2N, 2NAN, 8N, 8NAN	39-49
9N 6750-A	Indicator (oil level)-10.88" long	1	9N, 9NAN, 2N, 2NAN, 8N, 8NAN	39-49
8N 6763	Pipe assy (oil filler)	1	9N, 9NAN, 2N, 2NAN, 8N, 8NAN	39-49
9N 6766	Cap assy (oil filler)	1	9N, 9NAN, 2N, 2NAN, 8N, 8NAN	39-49
9N 6781	Kit (oil pan gasket) consists of the following 2-91A-6347 Packing (cylinder block) 2- B-6700-A3 Packing (cyl. front cover) 1- 9N-6710 Gasket (oil pan)-RH 1- 9N-6711 Gasket (oil pan)-LH 1- 8N-6734 Gasket (drain plug)	1	9N, 9NAN, 2N, 2NAN, 8N, 8NAN	39-49

● Also furnished in kit.





TP-28

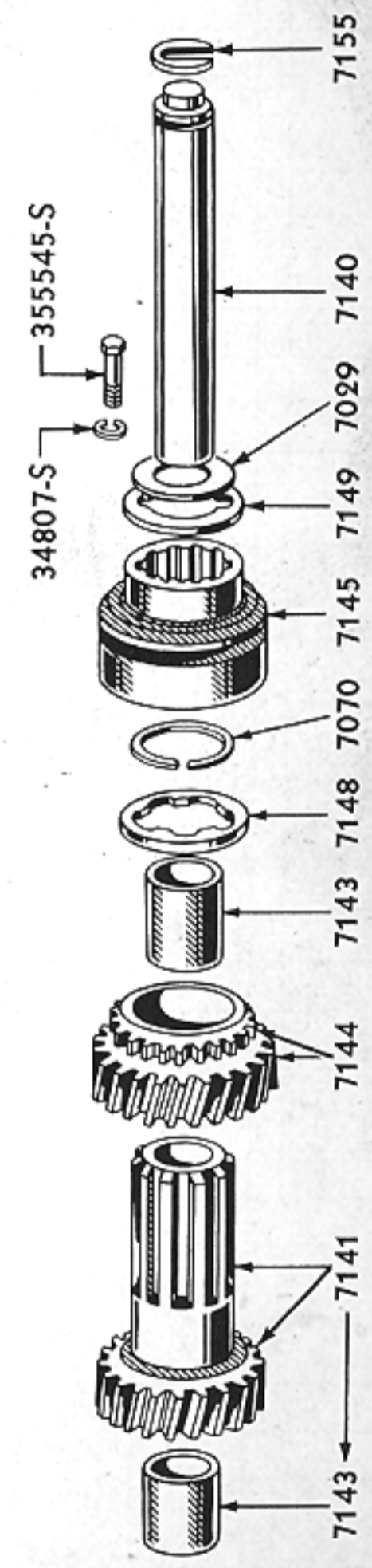
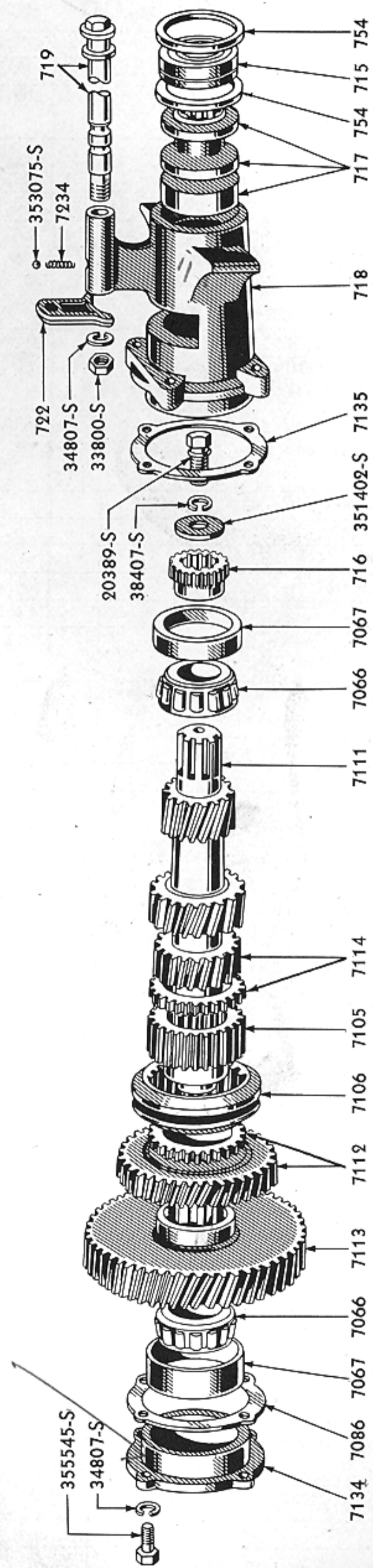
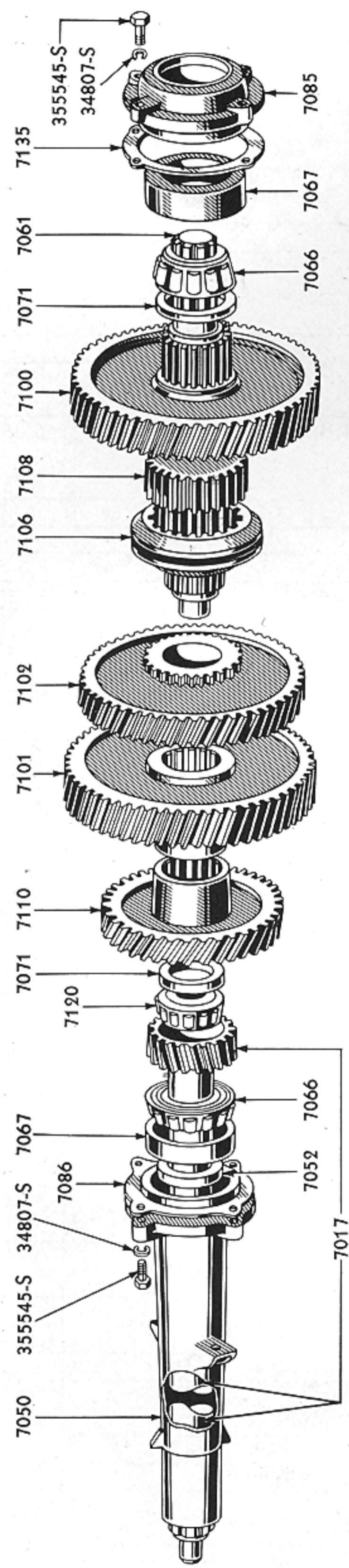
**1939-47 3-SPEED TRANSMISSION**

Basic numbers only shown on illustration. Order by Part Numbers shown in list of parts.





TP-7



**1948-49 4 SPEED TRANSMISSION**  
 Basic numbers only shown on illustration. Order by Part Numbers shown in list of parts.





PARTS

CATALOGUE

PART NUMBER	PART NAME	NO. REQ'D	MODEL	YEAR
<b>Transmission</b>				
9N-7000	Transmission assy-3 speed	1	9N,2N	39-47
9NAN 7000	Transmission assy (kerosene conversion)-3 speed	1	9NAN,2NAN	39-47
8N 7001	Transmission assy-less gear shift housing assy-4 speed	1	8N,8NAN	48-49
9N 7005-B	Case assy (transmission)-with one top cover hole	1	9N,9NAN,2N,2NAN	39-47
8N 7005	Case assy (transmission)-with 2 top cover holes	1	8N,8NAN	48-49
	78 2477 Bushing (brake cross shaft)	2	8N,8NAN	48-49
	355545-S Bolt (power take-off bearing retainer to transmission case)-3/8"-16 x 1 1/4"	4	9N,9NAN,2N,2NAN,8N,8NAN	39-49
	34807-S8 Lockwasher-3/8"			
	21441-S7 Bolt (transmission housing to engine)-7/16"-14 x 1.25"	9	9N,9NAN,2N,2NAN,8N,8NAN	39-49
	20880-S7 Bolt (transmission housing to center housing)-7/16"-20 x 1.38"	10	9N,9NAN,2N,2NAN,8N,8NAN	39-49
	33792-S8 Nut-hex-7/16"-20			
	34808-S7 Lockwasher-7/16"			
9N 7010	Plug (transmission drain)-2.50" O.D.	1	9N,9NAN,2N,2NAN,8N,8NAN	39-49
9N 7010	Plug (hydraulic pump drain)		Refer to 604 Group	
8N 7010	Plug & gasket assy (transmission drain)-magnetic-(Accessory)	1	9N,9NAN,2N,2NAN,8N,8NAN	39-49
	72038-S Cotter pin (transmission drain)-7/32" x 1"	1	9N,9NAN,2N,2NAN,8N,8NAN	39-49
8N 7011	Gasket (transmission drain plug)	1	9N,9NAN,2N,2NAN,8N,8NAN	39-49
8N 7011	Gasket (hydraulic pump drain plug)		Refer to 604 Group	
+2N 7017-A	Gear (main drive)-standard ratio-optional with 2NAN-7017	1	9N,9NAN,2N,2NAN,8N,8NAN	39-49
+2NAN 7017	Gear (main drive)-low ratio-optional with 2N-7017-A	1	9NAN,2NAN	39-47
9N 7020	Tube (transmission oil level indicator)-1.44" long	1	9N,9NAN,2N,2NAN,8N,8NAN	39-49
8N 7029	Washer (reverse idler gear thrust)-used with 8N 7149 -1 9/64" I.D. x 2" O.D. x 1/16" thick	1	8N,8NAN	48-49
8N 7037-B	Gasket (transmission cover filler cap)	1	8N,8NAN	48-49
9N 7050	Retainer assy (main drive gear bearing)	1	9N,9NAN,2N,2NAN,8N,8NAN	39-49
	355545-S Bolt (main drive gear bearing retainer to trans. case) - 3/8"-16 x 1 1/4"	4	9N,9NAN,2N,2NAN,8N,8NAN	39-49
	34807-S8 Lockwasher-3/8"			
8N 7052	Oil seal (main drive gear bearing)	1	9N,9NAN,2N,2NAN,8N,8NAN	39-49
9N 7061	Shaft (transmission main)-11.62" long-10 external splines on one end	1	9N,9NAN,2N,2NAN	39-47
8N 7061	Shaft (transmission main)-11.66" long-17 teeth on one end-19 teeth opposite end	1	8N,8NAN	48-49
9N 7066	Cone and roller assy (main drive gear bearing)	1	9N,9NAN,2N,2NAN,8N,8NAN	39-49
9N 7066	Cone and roller assy (main shaft bearing)	1	9N,9NAN,2N,2NAN,8N,8NAN	39-49
9N 7066	Cone and roller assy (countershaft rear end bearing)	1	9N,9NAN,2N,2NAN,8N,8NAN	39-49
9N 7066	Cone and roller assy (countershaft front end bearing)	1	9N,9NAN,2N,2NAN,8N,8NAN	39-49
9N 7067	Cup (main drive gear bearing)	1	9N,9NAN,2N,2NAN,8N,8NAN	39-49
9N 7067	Cup (main shaft bearing)	1	9N,9NAN,2N,2NAN,8N,8NAN	39-49
9N 7067	Cup (countershaft rear end bearing)	1	9N,9NAN,2N,2NAN,8N,8NAN	39-49
9N 7067	Cup (countershaft front end bearing)	1	9N,9NAN,2N,2NAN,8N,8NAN	39-49

+ HX stamped on transmission case flange indicates tractors equipped with helical gears. Tractors not marked HX have spur gears, and for service should be replaced by items 2N-7017-A Gear & 2N-7113-A Gear, in pairs.

: No Longer Supplied





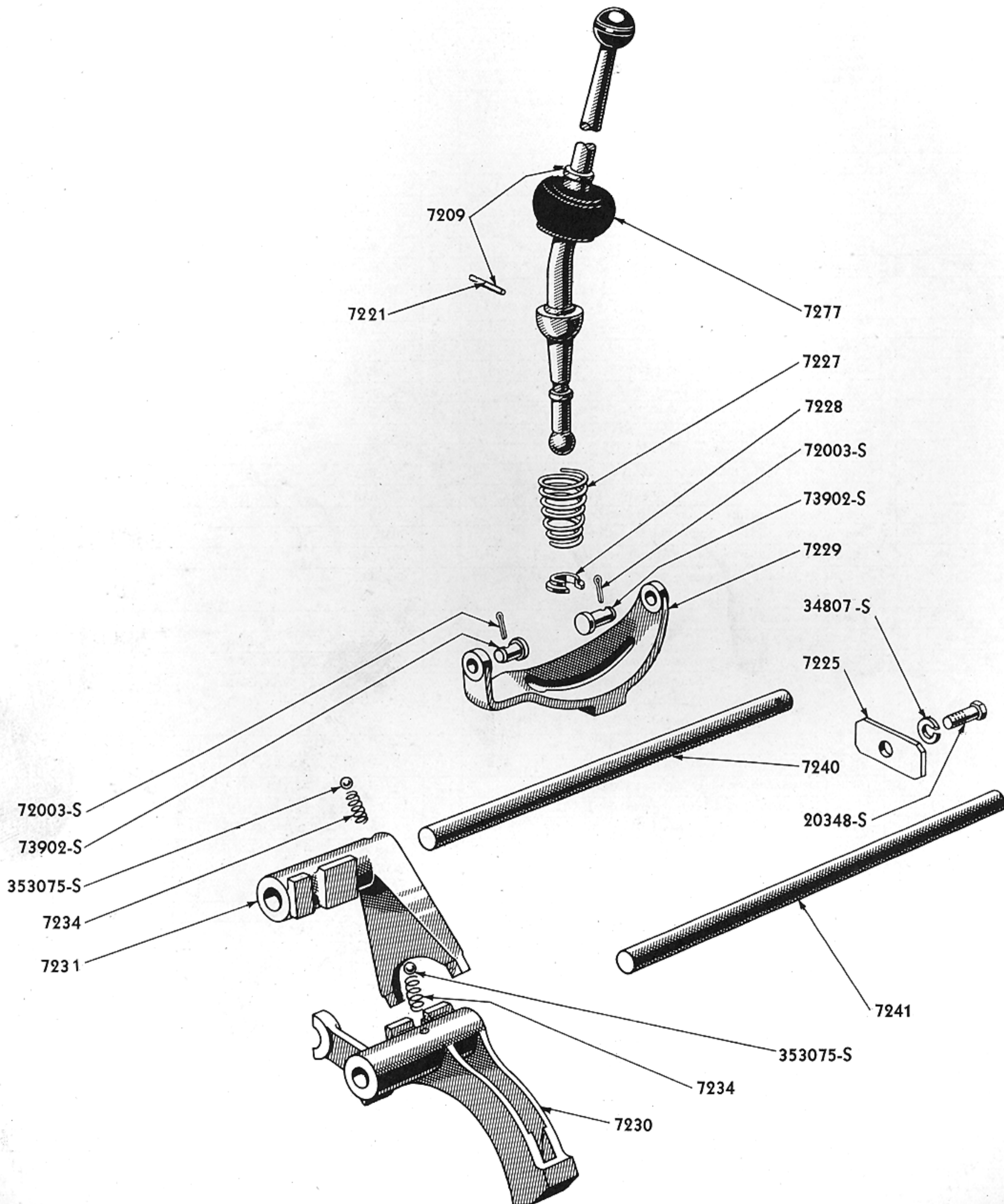
## PARTS

## CATALOGUE

PART NUMBER	PART NAME	NO. REQ'D	MODEL	YEAR
9N 7070	Snap ring (countershaft)	1	9N, 9NAN, 2N, 2NAN, 8N, 8NAN	39-49
8N 7071-A	Washer (main drive shaft thrust) -2.50" O.D. x 1.77" I.D.	1	8N, 8NAN	48-49
8N 7071-B	Washer (main drive shaft thrust) -2.12" O.D. x 1.32" I.D.	1	8N, 8NAN	48-49
9N 7085	Retainer (main shaft bearing)	1	9N, 9NAN, 2N, 2NAN, 8N, 8NAN	39-49
	355545-S Bolt (main shaft bearing retainer to trans. case) - 3/8" -16 x 1 1/4"	4	9N, 9NAN, 2N, 2NAN, 8N, 8NAN	39-49
	34807-S8 Lockwasher-3/8"			
9N 7086	Gasket (main shaft bearing retainer)	2	9N, 9NAN, 2N, 2NAN, 8N, 8NAN	39-49
9N 7100	Gear (transmission sliding) -first and third-43 teeth	1	9N, 9NAN, 2N, 2NAN	39-47
8N 7100	Gear (transmission sliding) -first-60 teeth	1	8N, 8NAN	48-49
9N 7101	Gear (trans. sliding) -2nd & reverse-56 teeth-7.23" O.D.	1	9N, 9NAN, 2N, 2NAN	39-47
8N 7101-A	Gear (trans. sliding) -second-56 teeth-7.314" O.D. - replaced by 8N 7101-B and 8N 7114-B	1	8N, 8NAN	48
8N 7101-B	Gear (transmission sliding) -second	1	8N, 8NAN	48-49
8N 7102	Gear (transmission sliding) -third	1	8N, 8NAN	48-49
8N 7105-B	Connector (transmission countershaft to coupling)	1	8N, 8NAN	48-49
8N 7106	Coupling (transmission gear shift sliding)	2	8N, 8NAN	48-49
8N 7108	Connector (transmission main shaft to coupling)	1	8N, 8NAN	48-49
8N 7110	Gear (transmission main shaft sliding) -fourth	1	8N, 8NAN	48-49
9N 7111	Countershaft (transmission) -11.87" long	1	9N, 9NAN, 2N, 2NAN	39-47
8N 7111	Countershaft (transmission) -12.06" long	1	8N, 8NAN	48-49
8N 7112	Gear (transmission countershaft) -fourth	1	8N, 8NAN	48-49
+2N 7113-A	Gear (transmission countershaft) -standard ratio	1	9N, 2N	39-47
+2NAN 7113	Gear (transmission countershaft) -low ratio	1	9NAN, 2NAN	39-47
8N 7113	Gear (transmission countershaft) -55 teeth-7.120" O.D.	1	8N, 8NAN	48-49
8N 7114-A	Gear (transmission countershaft) -second-replaced by 8N 7114-B and 8N 7101-B	1	8N, 8NAN	48
8N 7114-B	Gear (transmission countershaft) -second	1	8N, 8NAN	48-49
9N 7120	Bearing assy (main shaft pilot)	1	9N, 9NAN, 2N, 2NAN, 8N, 8NAN	39-49
9N 7134	Retainer (transmission countershaft bearing)	1	9N, 9NAN, 2N, 2NAN, 8N, 8NAN	39-49
	355545-S Bolt (countershaft bearing retainer to transmission case) -3/8" -16 x 1 1/4"	4	9N, 9NAN, 2N, 2NAN, 8N, 8NAN	39-49
	34807-S8 Lockwasher-3/8"			
9N 7135-A	Shim (transmission bearing retainer) -.003"		9N, 9NAN, 2N, 2NAN, 8N, 8NAN	39-49
9N 7135-F	Shim (transmission bearing retainer) -.005"		9N, 9NAN, 2N, 2NAN, 8N, 8NAN	39-49
9N 7135-G	Shim (transmission bearing retainer) -.012"		9N, 9NAN, 2N, 2NAN, 8N, 8NAN	39-49
9N 7137-A	Indicator assy (transmission oil level) -12.60" long	1	9N, 9NAN before Serial 47,508	39-42
9N 7137-B	Indicator assy (transmission oil level) -8.25" long	1	9N, 9NAN after Serial 47,507, 2N, 2NAN, 8N, 8NAN	42-49
9N 7140	Shaft (reverse idler gear) -3.62" x 1.010"	1	9N, 9NAN, 2N, 2NAN	39-47
8N 7140	Shaft (reverse idler gear) -6.60" x 1.127"	1	8N, 8NAN	48-49
9N 7141	Gear and bushing assy (reverse idler) -24 teeth	1	9N, 9NAN, 2N, 2NAN	39-47
8N 7141	Gear and bushing assy (reverse idler) -23 teeth	1	8N, 8NAN	48-49
9N 7143-A	Bushing (reverse idler gear) -1.70" x 1.1185" O.D. x .986" I.D. -11/32" center punched	1	9N, 9NAN, 2N, 2NAN	39-47
8N 7143	Bushing (reverse idler gear) -1.1245" I.D. x 1.2495" O.D. -RH spiral oil groove-split	2	8N, 8NAN	48-49
8N 7144	Gear (reverse idler) -driven	1	8N, 8NAN	48-49
8N 7145	Coupling (reverse gear) -transmission shaft	1	8N, 8NAN	48-49
8N 7148	Washer (transmission reverse idler gear thrust)	1	8N, 8NAN	48-49
8N 7149	Washer (transmission reverse idler gear thrust)	1	8N, 8NAN	48-49
9N 7155	Pin (reverse idler gear shaft)	1	9N, 9NAN, 2N, 2NAN	39-47
8N 7155	Snap ring (reverse idler gear shaft)	1	8N, 8NAN	48-49
9N 7158-C	Cover assy (differential housing)		Refer to 4025 Group	

+ HX stamped on transmission case flange indicates tractors equipped with helical gears. Tractors not marked HX have spur gears, and for service should be replaced by items 2N-7017-A Gear & 2N-7113-A Gear, in pairs.



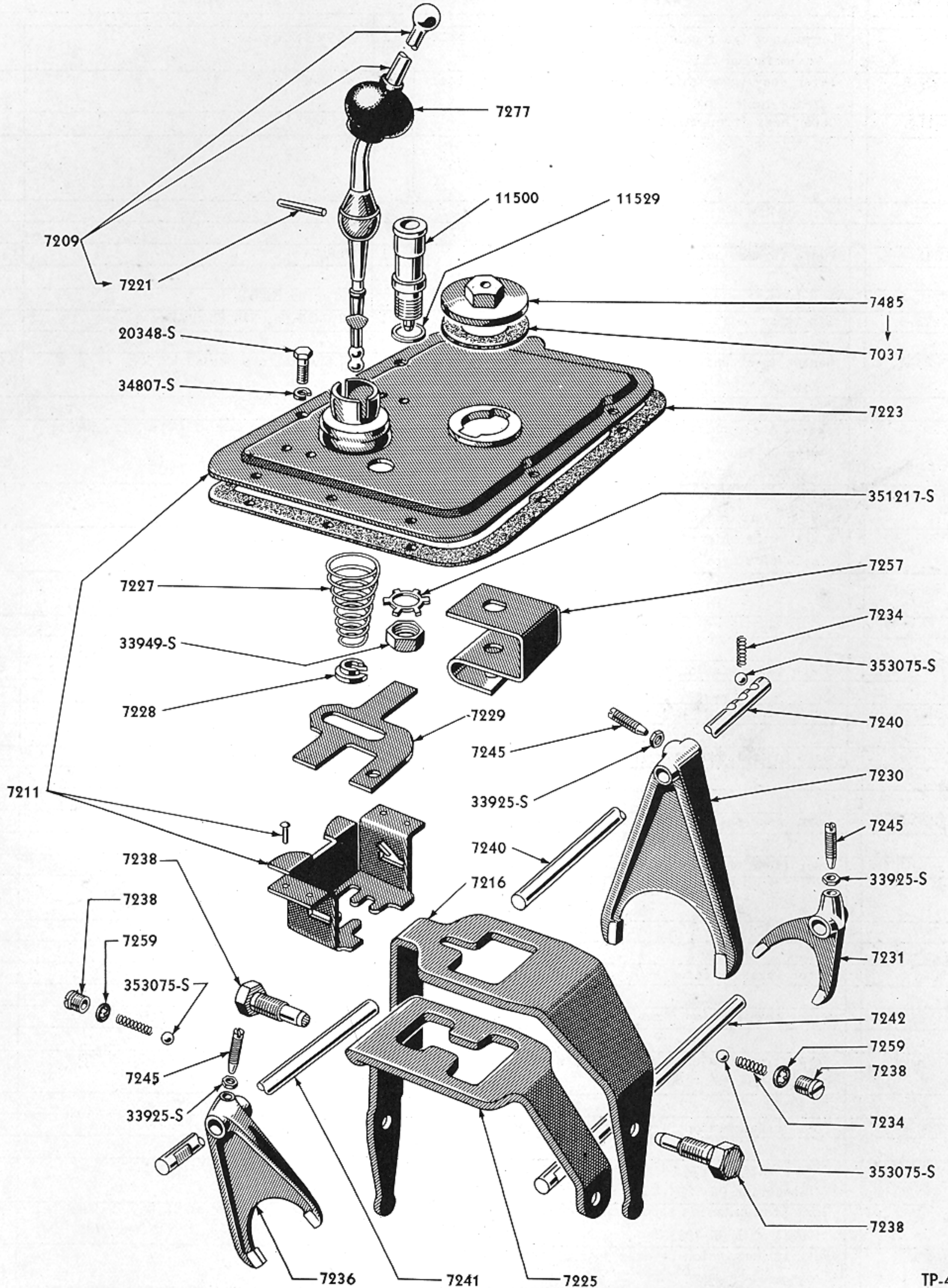


TP-42-A

### 1939-47 GEAR SHIFT AND RELATED PARTS

Basic numbers only shown on illustration. Order by Part Numbers shown in list of parts.





TP-42-B

### 1948-49 GEAR SHIFT AND RELATED PARTS

Basic numbers only shown on illustration. Order by Part Numbers shown in list of parts.





## PARTS

## CATALOGUE

PART NUMBER	PART NAME	NO. REQ'D	MODEL	YEAR
9N 7209	Lever assy (gear shift)-with single 5/8" dia. ball-transmission end	1	9N, 9NAN, 2N, 2NAN	39-47
8N 7209-B	Lever assy (gear shift)-with double 1/2" dia. ball-transmission end	1	8N, 8NAN	48-49
8N 7211-B	Cover assy (transmission)	1	8N, 8NAN	48-49
	20348-S8 Bolt (transmission cover to transmission housing)-3/8" -16 x 3/4"	10	8N, 8NAN	48-49
	34807-S8 Lockwasher-3/8"			
8N 7216	Plate (transmission reverse gear shift)	1	8N, 8NAN	48-49
9N 7221-A	Pin (draw bar clevis)		Refer to 8N 804	
9N 7221-B	Pin (gear shift lever)	1	9N, 9NAN, 2N, 2NAN, 8N, 8NAN	39-49
9N 7223-A	Gasket (gear shift housing to transmission case)-oblong-17.80" long x .020"-.022" thick-8 holes	1	9N, 9NAN before Serial 47,508	39-42
9N 7223-B	Gasket (gear shift housing to transmission case)-use with 9N-7005-B-case assy-oblong-17.80" long x .020"-.030" thick-6 holes	1	9N, 9NAN after Serial 47,507, 2N, 2NAN	42-47
8N 7223	Gasket (gear shift housing to transmission case)-9.90" long x 8.6" wide x .020" thick	1	8N, 8NAN	48-49
9N 7225	Plate (gear shift fork rod)-1.876" x 1" with 13/32" hole-flat type	1	9N, 9NAN, 2N, 2NAN	39-47
	20348-S8 Bolt (shift lever plate)-3/8" -16 x 3/4"	1	9N, 9NAN, 2N, 2NAN	39-47
	34807-S8 Lockwasher-3/8"			
8N 7225	Plate (transmission second and fourth gear shift)	1	8N, 8NAN	48-49
9N 7227	Spring (gear shifter lever)	1	9N, 9NAN, 2N, 2NAN, 8N, 8NAN	39-49
9N 7228-A2	Seat (gear shift lever spring)	1	9N, 9NAN, 2N, 2NAN, 8N, 8NAN	39-49
9N 7229-A	Lock (gear shifter)-use with 9N-3550-A steering gear	1	9N, 9NAN before Serial 12,500	39-42
9N 7229-B	Lock (gear shifter)-use with 9N-3550-C steering gear	1	9N, 9NAN after Serial 12,499, 2N, 2NAN	42-47
	73902-S Pin (gear lock to lower housing)-3/16" x 1"	2	9N, 9NAN, 2N, 2NAN	39-47
	72003-S Cotter pin-1/16" x 1/2"			
8N 7229	Latch (starter safety)	1	8N, 8NAN	48-49
9N 7230-A	Fork (transmission first and third gears shifter)	1	9N, 9NAN before Serial 12,500	39-42
9N 7230-B	Fork (transmission first and third gears shifter)-3.96" x 4.38" x 60°	1	9N, 9NAN after Serial 12,499, 2N, 2NAN	42-47
8N 7230-B	Fork (transmission first and third gears shifter)	1	8N, 8NAN	48-49
9N 7231-A	Fork (transmission second and reverse gears shifter)-used with 9N-7223-A	1	9N, 9NAN before Serial 12,500	39-42
9N 7231-B	Fork (transmission second and reverse gears shifter)-used with 9N-7223-B	1	9N, 9NAN after Serial 12,499, 2N, 2NAN	42-47
8N 7231	Fork (transmission reverse gear shifter)-2.12" x 2.174" x 1.68"	1	8N, 8NAN	48-49



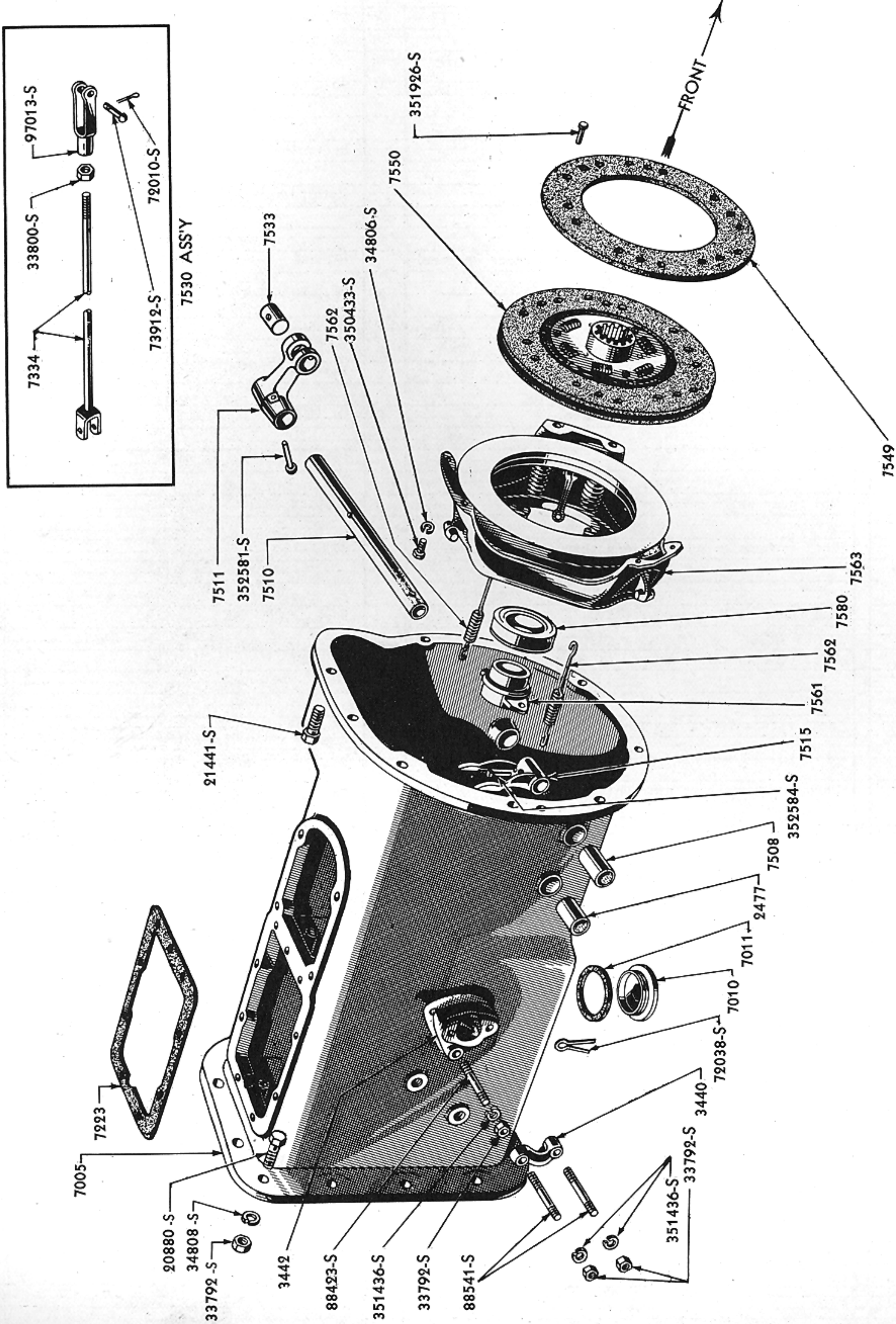


## PARTS

## CATALOGUE

PART NUMBER	PART NAME	NO. REQ'D	MODEL	YEAR
79 7234	Spring (transmission shifter fork)	2	9N, 9NAN, 2N, 2NAN	39-47
		3	8N, 8NAN	48-49
	353075-S Ball (shifter fork spring)- steel-3/8"	2	9N, 9NAN, 2N, 2NAN	39-47
		3	8N, 8NAN	48-49
79 7234	Spring (power take-off shifter rail mesh)		Refer to 718 Group	
79 7234	Spring (drawbar control arm mesh)		Refer to 8N-501	
8N 7236-B	Fork (transmission second and fourth gears shifter)	1	8N, 8NAN	48-49
74 7238	Seat (transmission lock plunger spring)	2	8N, 8NAN	48-49
74 7238	Seat (drawbar control arm spring & ball)		Refer to 8N-501	
8N 7238	Pivot (transmission shifter plate)	2	8N, 8NAN	48-49
9N 7240	Rod (gear shift selector)-RH	1	9N, 9NAN, 2N, 2NAN	39-47
8N 7240	Rail (transmission first and third gears shifter)	1	8N, 8NAN	48-49
9N 7241	Rod (gear shift selector)-LH	1	9N, 9NAN, 2N, 2NAN	39-47
8N 7241	Rail (transmission second and fourth gears shifter)	1	8N, 8NAN	48-49
8N 7242	Rail (transmission reverse gear shifter)	1	8N, 8NAN	48-49
8N 7245	Screw (transmission gear shifter fork lock)-3/8" -24 x 1.42" long	3	8N, 8NAN	48-49
	33925-S8 Nut (transmission gear shift fork lock screw to shifter fork)-3/8" -24-hex	3	8N, 8NAN	48-49
8N 7257	Support (starter safety latch)	1	8N, 8NAN	48-49
8N 7259	Gasket (transmission lock plunger seat)	2	8N, 8NAN	48-49
9N 7277	Seal (gear shift lever dust)-1.56" x 1.50"	1	9N, 9NAN, 2N, 2NAN	39-47
8N 7277	Seal (gear shift lever dust)-1.90" x .88"	1	8N, 8NAN	48-49
9N 7334	Rod (clutch release)	1	9N, 9NAN, 2N, 2NAN	39-47
8N 7485	Cap assy (transmission cover filler)	1	8N, 8NAN	48-49





TP-29

### 1948-49 TRANSMISSION CASE, CLUTCH GROUP AND RELATED PARTS

Basic numbers only shown on illustration. Order by Part Numbers shown in list of parts.





PARTS

CATALOGUE

PART NUMBER	PART NAME	NO. REQ'D	MODEL	YEAR
<b>Clutch</b>				
9N 7503	Shaft and arm assy (clutch release)-4.13" x 1.33"	1	9N, 9NAN, 2N, 2NAN	39-47
8N 7503-A	Shaft and arm assy (clutch release)-2.56" x 1.44"- replaced by 1 each B-7510-A2 Shaft 8N-7511-A Arm 352584-S Pin	1	8N, 8NAN	48
40 7508-A	Bushing (clutch release shaft)-1-3/8" long	2	9N, 9NAN, 2N, 2NAN, 8N, 8NAN	39-49
9N 7508	Bushing (clutch pedal)-1" I.D. x 1 1/4" long-split	1	9N, 9NAN, 2N, 2NAN	39-47
8N 7508-A	Bushing (clutch pedal)-1 1/2" long x 1.005" I.D.- split-used with 8N 7520-A	1	8N, 8NAN before Serial 27,942	48
8N 7508-B	Bushing (clutch pedal)-1 1/2" long x 1.002 I.D.-used with 8N 7520-B	1	8N, 8NAN after Serial 27,941	48-49
B 7510-A2	Shaft (clutch release)	1	9N, 9NAN, 2N, 2NAN, 8N, 8NAN	48-49
9N 7511	Arm (clutch release shaft)	1	9N, 9NAN, 2N, 2NAN	39-47
8N 7511-A	Arm (clutch release shaft)-used with 8N 7520-A	1	8N, 8NAN	48
8N 7511-B	Arm (clutch release shaft)-used with 8N 7520-B	1	8N, 8NAN	48-49
	352584-S Pin (clutch release arm to shaft)-5/16" x 1.62"	1	8N, 8NAN	48
	352581-S8 Pin (clutch release arm to shaft)-5/16" x 1-1/2"	1	9N, 9NAN, 2N, 2NAN, 8N, 8NAN	39-49
48 7515	Fork (clutch release shaft)	1	9N, 9NAN, 2N, 2NAN, 8N, 8NAN	39-49
	352581-S8 Pin (clutch release shaft to fork)-5/16" x 1-1/2"	1	9N, 9NAN, 2N, 2NAN, 8N, 8NAN	39-49
	352584-S Pin (clutch release shaft to fork)-5/16" x 1.62"	1	8N, 8NAN	48
9N 7520	Pedal assy (clutch)-18" x 4.5"	1	9N, 9NAN, 2N, 2NAN	39-47
8N 7520-A	Pedal assy (clutch)-replaced by 1 each 8N 7520-B Pedal 8N 7511-B Arm 8N 7533 Pin 355584-S8 Eyebolt 73941-S8 Clevis Pin 72026-S7 Cotter Pin	1	8N, 8NAN before Serial 27,942	48
8N 7520-B	Pedal assy (clutch)-used with 8N 7511-B	1	8N, 8NAN after Serial 27,941	48-49
	355584-S8 Eyebolt (clutch release arm to clutch shaft arm pin)-7/16"- 20 x 2.68"	1	8N, 8NAN	48-49
	73941-S8 Clevis pin (clutch release arm to eyebolt)-3/8" x 1-5/16"	1	8N, 8NAN	48-49
	72026-S7 Cotter pin-1/8" x 7/8"			
	350901-S7 Bolt (clutch pedal to release shaft)-7/16" x 2"	1	8N, 8NAN	48
	33792-S8 Nut-7/16"-20			
	358011-S7 Fitting (clutch pedal)-1/8" lubricator	1	8N, 8NAN	48-49



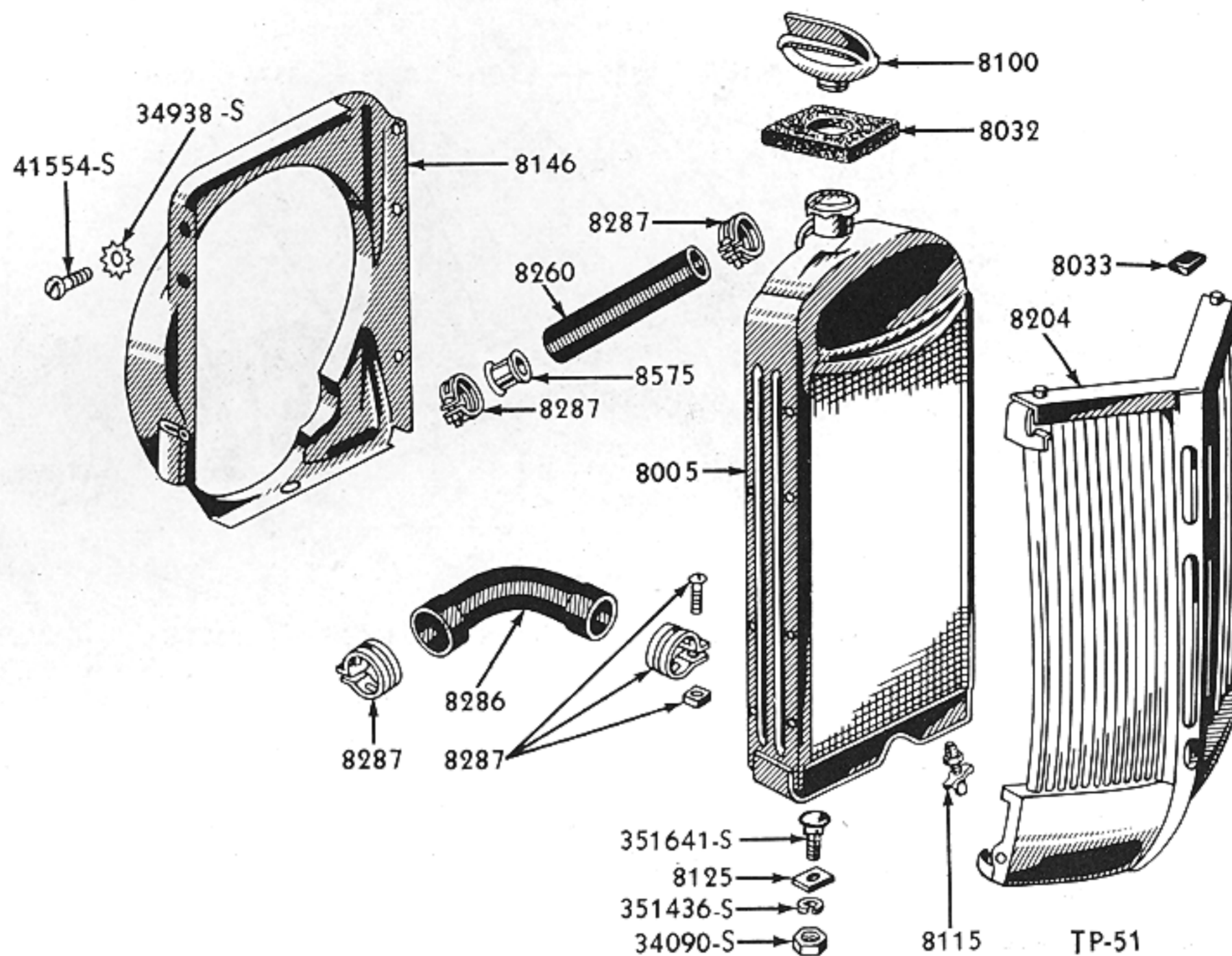


## PARTS

## CATALOGUE

PART NUMBER	PART NAME	NO. REQ'D	MODEL	YEAR
9N 7530	Rod and yoke assy (clutch release)-replaced by 1 each 9N-7334, 97013-S & 33800-S8	1	9N, 9NAN, 2N, 2NAN	39-47
	97013-S Clevis (release rod) -3/8"-24 x 2-1/2"	1	9N, 9NAN, 2N, 2NAN	39-47
	33800-S8 Nut-3/8"-24			
	73912-S7 Pin (release rod to pedal) - clevis-3/8" x 1-1/16"	1	9N, 9NAN, 2N, 2NAN	39-47
	72010-S7 Cotter pin-1/8" x 5/8"			
8N 7533	Pin (clutch release shaft arm)-3/4" diameter x 1.06" -used with 8N 7511-B	1	8N, 8NAN	48-49
40 7549	Facing (clutch disc)	2	9N, 9NAN, 2N, 2NAN, 8N, 8NAN	39-49
	351926-S Rivet (facing)-countersunk- 5/32" x 3/16"	24	9N, 9NAN, 2N, 2NAN, 8N, 8NAN	39-49
91A 7550	Disc assy (clutch)	1	9N, 9NAN, 2N, 2NAN, 8N, 8NAN	39-49
9N 7561	Hub (clutch release bearing)	1	9N, 9NAN, 2N, 2NAN, 8N, 8NAN	39-49
9N 7562	Spring (clutch release bearing)	2	9N, 9NAN, 2N, 2NAN, 8N, 8NAN	39-49
09A 7563	Plate and cover assy (clutch pressure)	1	9N, 9NAN, 2N, 2NAN, 8N, 8NAN	39-49
	350433-S7 Bolt (clutch cover to flywheel) 5/16"-18 x .77"-special shoulder	6	9N, 9NAN, 2N, 2NAN, 8N, 8NAN	39-49
	34806-S8 Lockwasher-5/16"			
78 7580-A	Bearing assy (clutch release)	1	9N, 9NAN, 2N, 2NAN, 8N, 8NAN	39-49
B 7600-A	Bearing (clutch pilot)	1	9N, 9NAN, 2N, 2NAN, 8N, 8NAN	39-49
2N 7609	Retainer (flywheel dowel and bolt)-replaced by 7RA 7609	1	9N, 9NAN, 2N, 2NAN	39-47
	350645-S Bolt (retainer to flywheel)- 7/16"-20 x .84"-hex head	4	9N, 9NAN, 2N, 2NAN	39-47
7RA 7609	Retainer (flywheel dowel and bolt retainer)	1	8N, 8NAN	48-49
	350816-S Bolt (retainer to flywheel)- 7/16"-20 x .88"-hex head	4	8N, 8NAN	48-49





**1948-49 COOLING SYSTEM**

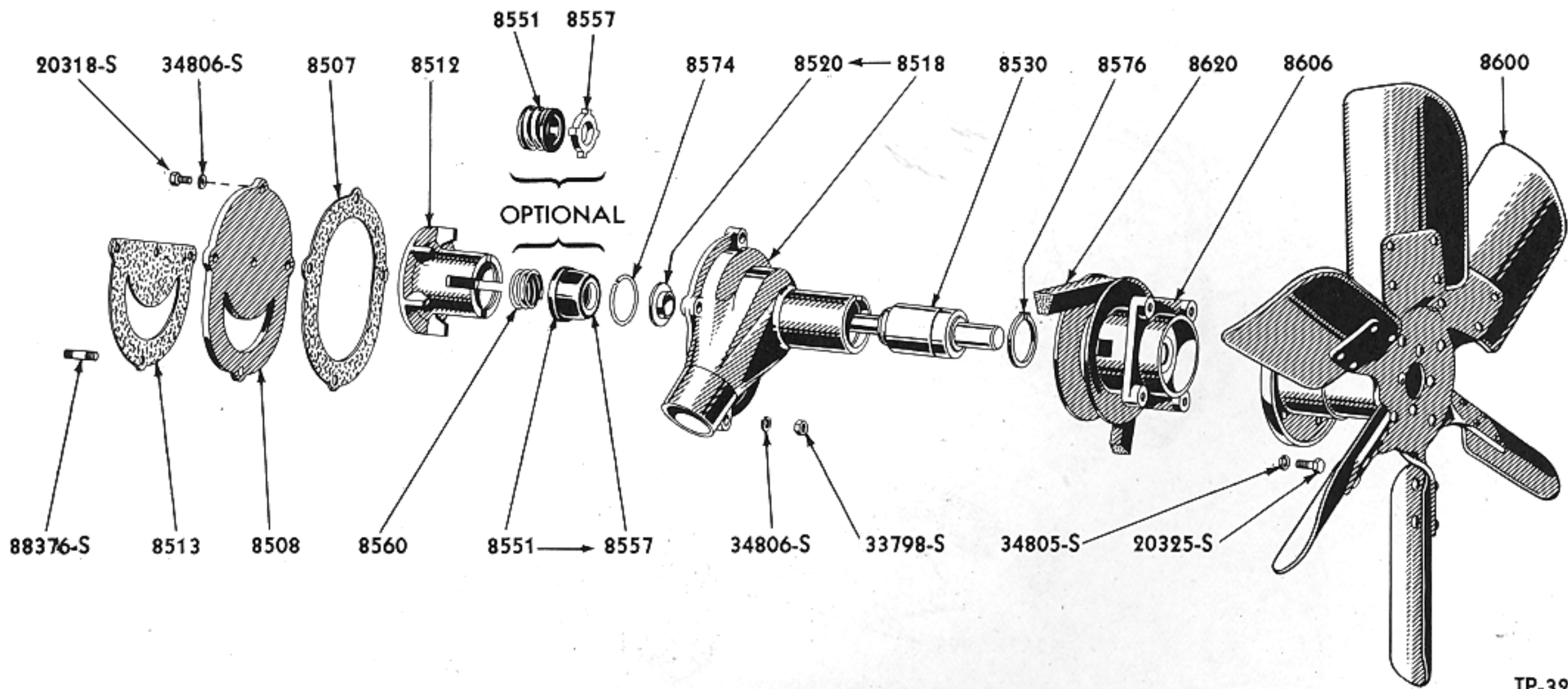
Basic numbers only shown on illustration. Order by Part Numbers shown in list of parts.

PART NUMBER	PART NAME	NO. REQ'D	MODEL	YEAR
-------------	-----------	-----------	-------	------

**Radiator and Grille**

2N 8005	Radiator assy-replaced by 8N-8005	1	9N, 9NAN, 2N, 2NAN, 8N, 8NAN	39-48
8N 8005	Radiator assy	1	9N, 9NAN, 2N, 2NAN, 8N, 8NAN	39-49
	351641-S8 Bolt (radiator to front axle support)-7/16" -14 x .97"	2	9N, 9NAN, 2N, 2NAN, 8N, 8NAN	39-49
	351436-S Lockwasher-7/16"			
	34090-S8 Nut-7/16" -14-hex	2	8N, 8NAN	48-49
	34708-S8 Washer-7/16" flat	1	8N, 8NAN	48-49
2N 8032	Pad (radiator filler neck)	1	9N, 9NAN, 2N, 2NAN, 8N, 8NAN	42-49
8N 8033-A	Bumper (radiator grille to hood)	1	8N, 8NAN	48-49
2N 8100-A	Cap assy (rad. pressure)-oblong with 1 finger lug	1	2N, 2NAN, 8N, 8NAN	43-49
9N 8100	Cap assy (radiator pressure)-round with 2 finger lug	1	9N, 9NAN, 2N, 2NAN	39-43
9N 8115	Cock assy (radiator drain)-1/4"	1	9N, 9NAN, 2N, 2NAN, 8N, 8NAN	39-48
9N 8115	Cock assy (engine block water drain)		Refer to 8N-6011	
8A 8115	Cock assy (radiator drain)-1/4"-used with 8N-8005	1	8N, 8NAN	48-49
2N 8125	Pad (radiator support)	2	9N, 9NAN, 2N, 2NAN, 8N, 8NAN	39-49
2N 8146	Shroud (fan)	1	9N, 9NAN, 2N, 2NAN, 8N, 8NAN	39-49
	41554-S7 Screw-No.8-32 x 3/8"	7	9N, 9NAN, 2N, 2NAN, 8N, 8NAN	39-49
	34938-S8 Lockwasher-No.8			
8N 8204	Grille assy (radiator)	1	8N, 8NAN	48-49
9N 8206-D	Grille assy (radiator)	1	9N, 9NAN, 2N, 2NAN	39-47
	20337-S7 Bolt(hood side panel to rad. grille)-5/16" -24 x 11/16"	2	9N, 9NAN, 2N, 2NAN, 8N, 8NAN	39-49
	34806-S8 Lockwasher-5/16"			
	34706-S7 Washer-5/16"-flat			
9N 8260	Hose(cyl.hd. to rad.)-1.50" I.D.-1.88" O.D.-7.56" long	1	9N, 9NAN, 2N, 2NAN	39-47
2N 8260	Hose(cyl.hd.to rad.)-inlet-10" long 1.50" I.D.x 1.88" O.D.	1	9N, 9NAN, 2N, 2NAN, 8N, 8NAN	39-49
9N 8286	Hose (water pump to radiator)-outlet	1	9N, 9NAN, 2N, 2NAN, 8N, 8NAN	39-49
60 8287	Clamp (water hose)	4	9N, 9NAN, 2N, 2NAN, 8N, 8NAN	39-49
9N 8430-B	Support (grille)-use only on 9N 16618 and 9N 16619	2	9N, 9NAN	39-42





TP-32

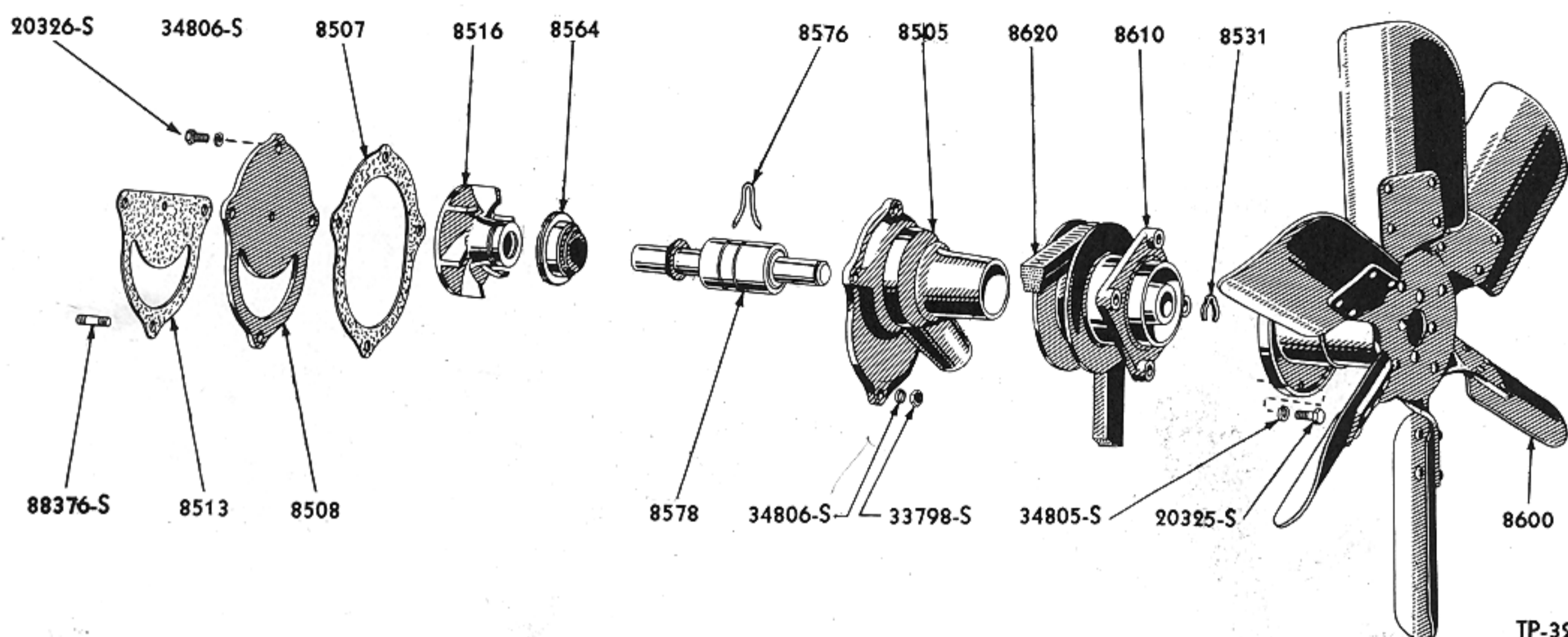
### 1939-47 WATER PUMP ASSEMBLY AND RELATED PARTS

Basic numbers only shown on illustration. Order by Part Numbers shown in list of parts.

PART NUMBER	PART NAME	NO. REQ'D	MODEL	YEAR 19__
<b>Water Pump, Fan and Fan Belt</b>				
9N 8501	Pump assy (water)-"9N" cast in housing-replaced by 2N-8501	1	9N, 9NAN, 2N, 2NAN	39-47
2N 8501	Pump assy (water)-"2N" cast in housing	1	8N, 8NAN	48-49
	88376-S8 Stud (water pump to block)-5/16"-18 & 5/16"-24 x 1 5/16"	3	9N, 9NAN, 2N, 2NAN, 8N, 8NAN	39-49
	33798-S8 Nut-5/16"-24			
	34806-S7 Lockwasher-5/16"			
2N 8505	Housing (water pump)	1	8N, 8NAN	48-49
9N 8507	Gasket (water pump cover)	1	9N, 9NAN, 2N, 2NAN, 8N, 8NAN	39-49
9N 8508	Cover (water pump)	1	9N, 9NAN, 2N, 2NAN, 8N, 8NAN	39-49
	20326-S7 Bolt (cover to housing)-5/16"-18 x 5/8"	1	9N, 9NAN, 2N, 2NAN, 8N, 8NAN	39-49
	34806-S7 Lockwasher-5/16"			
78 8512	Impeller (water pump)	1	9N, 9NAN, 2N, 2NAN	39-47
9N 8513	Gasket (water pump rear to cylinder block)	1	9N, 9NAN, 2N, 2NAN, 8N, 8NAN	39-49
2N 8516	Impeller assy (water pump)	1	8N, 8NAN	48-49
9N 8518	Housing assy (water pump)-replaced by 2N-8501	1	9N, 9NAN, 2N, 2NAN	39-47
9N 8520	Bushing (water pump housing)	1	9N, 9NAN, 2N, 2NAN	39-47
79 8530	Bearing assy (water pump)-1.1806" O.D. of bearing x .49" O.D. of shaft x 4.04" long	1	9N, 9NAN	39-42
2N 8530-B	Bearing assy (water pump)-1.1806" O.D. of bearing x .62" O.D. of shaft x 4.40" long-replaced by 2N-8578	1	9N, 9NAN, 2N, 2NAN, 8N, 8NAN	42-48
2GA 8531	Snap ring (water pump bearing)	1	8N, 8NAN	48-49
68 8551-A	Seal assy (water pump)-use with 9N-8557	1	9N, 9NAN, 2N, 2NAN	39-47
2N 8551-B	Seal assy (water pump)-use with 2N-8557-replaced by 2N-8564	1	2N, 2NAN	43-47
9N 8557	Washer (water pump)-bonded graphite-use with 68 8551-A	1	9N, 9NAN, 2N, 2NAN	39-47
2N 8557	Washer (water pump seal)-use with 2N-8551-B and 2N-8560-replaced by 2N-8564	1	9N, 9NAN, 2N, 2NAN	39-47

• Also furnished in kit.





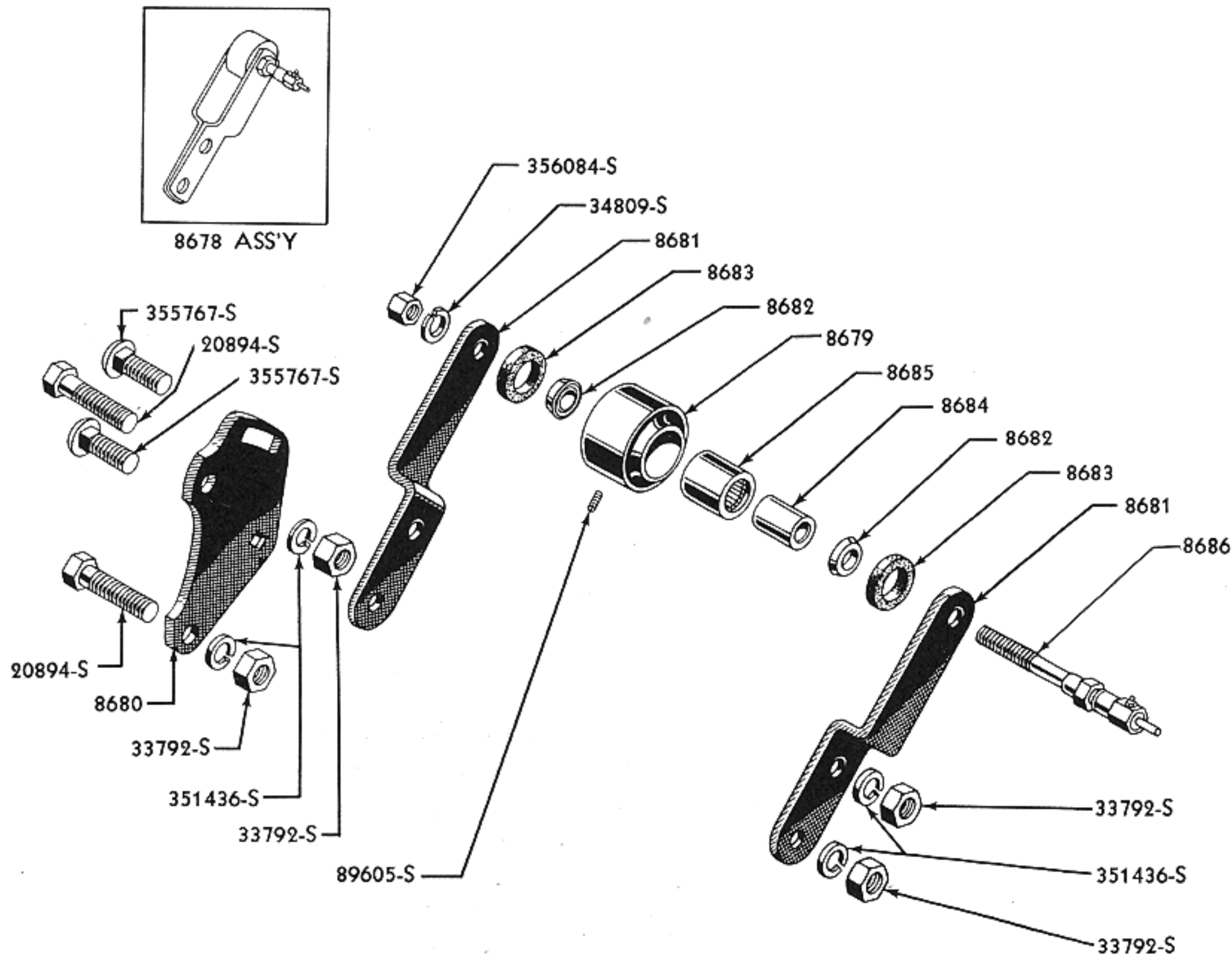
TP-32-A

### 1948-49 WATER PUMP ASSEMBLY AND RELATED PARTS

Basic numbers only shown on illustration. Order by Part Numbers shown in list of parts.

PART NUMBER	PART NAME	NO. REQ'D	MODEL	YEAR 19__
68 8560-B	Spring (water pump seal)-use with 9N-8557-replaced by 68-8551-A	1	9N, 9NAN, 2N, 2NAN	39-47
2N 8560	Spring (water pump seal)-use with 2N-8551-B-replaced by 2N-8564	1	9N, 9NAN, 2N, 2NAN	39-47
2N 8564	Seal assy (water pump)	1	8N, 8NAN	48-49
68 8574	Snap ring (water pump seal)	1	9N, 9NAN, 2N, 2NAN	39-47
9N 8575-A1	Thermostat assy	1	9N, 2N, 8N	39-49
9NAN 8575-A	Thermostat assy	1	9NAN, 2NAN, 8NAN	39-49
9N 8576	Snap ring (water pump housing)	1	9N, 2N	39-47
7HA 8576	Retainer (water pump bearing)	1	8N, 8NAN	48-49
2N 8578	Bearing and slinger assy (water pump)	1	8N, 8NAN	48-49
9N 8600-B	Fan assy (push type) -6 blade	1	9N, 9NAN, 2N, 2NAN	39-47
9N 8600-C	Fan assy (pull type) -6 blade-for torrid zones	1	9N, 9NAN, 2N, 2NAN, 8N, 8NAN	39-49
	20325-S8 Bolt (fan hub to water pump pulley) -1/4"-28 x 5/8"	4	9N, 9NAN, 2N, 2NAN, 8N, 8NAN	39-49
	34805-S8 Lockwasher-1/4"			
8N 8600	Fan assy-4 blade	1	9N, 9NAN, 2N, 2NAN, 8N, 8NAN	39-49
9N 8606	Pulley (fan)	1	9N, 9NAN, 2N, 2NAN	39-47
2N 8610	Pulley (fan)	1	8N, 8NAN	48-49
9N 8620-A1	Belt (fan)-use with 9N-10130-A generator pulley	1	9N, 9NAN	39-42
9N 8620-B3	Belt (fan)-use with 9N-10130-B and 8N-10130 generator pulleys	1	9N, 9NAN, 2N, 2NAN, 8N, 8NAN	39-49
2N 8620-A2	Belt (fan)-for magneto conversion	1	9N, 9NAN, 2N, 2NAN	39-47





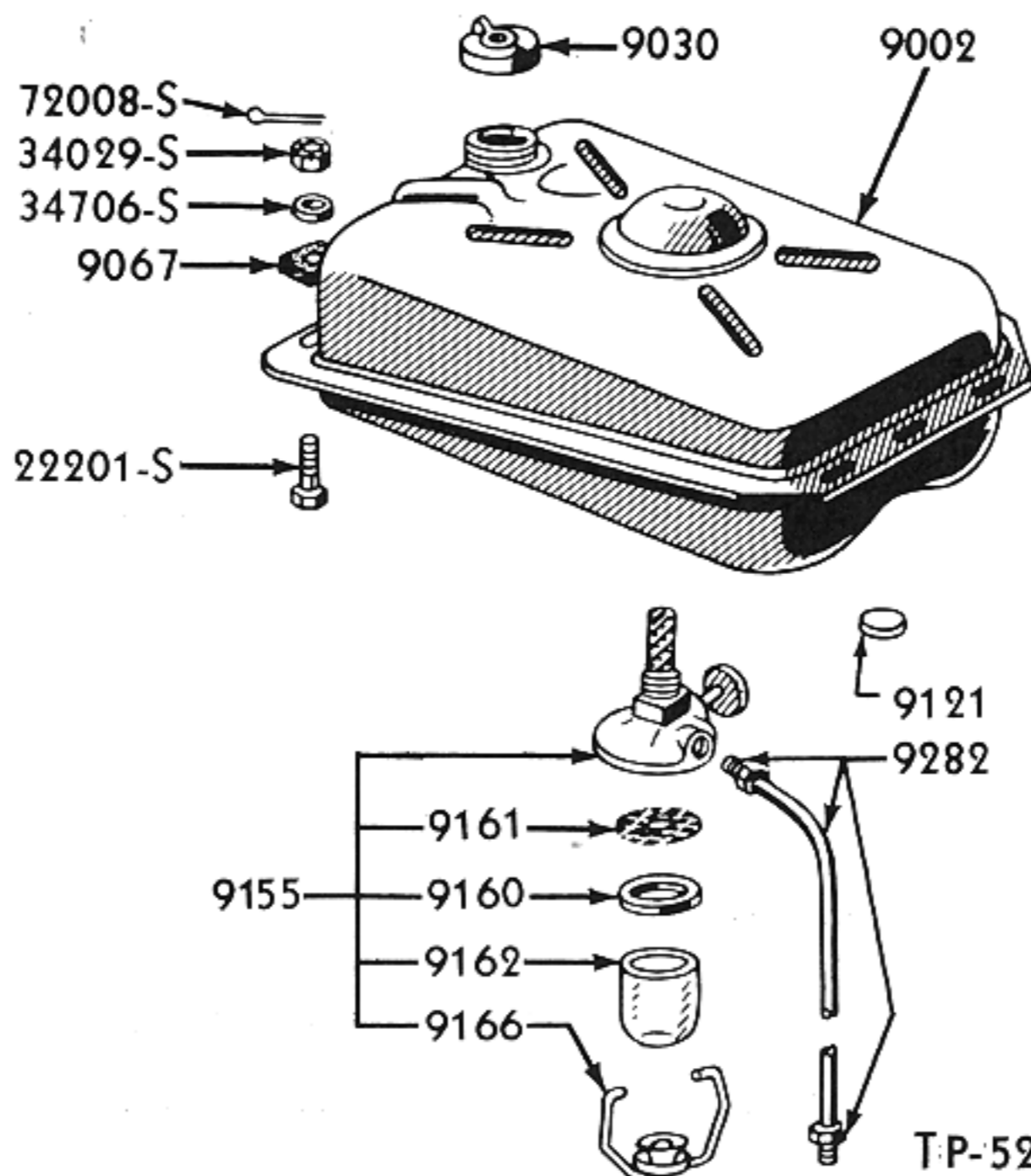
TP-36

### 1939-47 MAGNETO IDLER PULLEY

Basic numbers only shown on illustration. Order by Part Numbers shown in list of parts.

PART NUMBER	PART NAME	NO. REQ'D	MODEL	YEAR 19__
<b>Idler</b>				
2N 8678	Pulley assy (idler)-for magneto conversion	1	9N, 9NAN, 2N, 2NAN	39-47
	20894-S8 Bolt (idler to motor support)- 7/16"-20 x 1.68"- hex head	2	9N, 9NAN, 2N, 2NAN	39-47
	33792-S8 Nut-7/16"-20			
	351436-S Lockwasher-7/16"			
2N 8679	Pulley (fan belt idler)-for magneto conversion	1	9N, 9NAN, 2N, 2NAN	39-47
	89605-S Screw (pulley)-cup point-set	1	9N, 9NAN, 2N, 2NAN	39-47
2N 8680	Bracket (fan belt idler)-for magneto conversion	1	9N, 9NAN, 2N, 2NAN	39-47
2N 8681	Arm (fan belt idler)-for magneto conversion	2	9N, 9NAN, 2N, 2NAN	39-47
	355767-S7 Bolt (idler arm to bracket)- 7/16"-20 x 1 1/8"- carriage	2	9N, 9NAN, 2N, 2NAN	39-47
	33792-S8 Nut-7/16"-20			
	351436-S Lockwasher-7/16"			
2N 8682	Spacer (fan belt idler)-for magneto conversion	2	9N, 9NAN, 2N, 2NAN	39-47
2N 8683	Seal (fan belt idler pulley)-for magneto conversion	2	9N, 9NAN, 2N, 2NAN	39-47
2N 8684-A	Race (idler inner bearing)-for magneto conversion- 1.010" x .50"	1	9N, 9NAN, 2N, 2NAN	39-47
2N 8685-A	Race (idler outer bearing)-for magneto conversion- 1" x 1.25"	1	9N, 9NAN, 2N, 2NAN	39-47
2N 8686	Bolt (idler pulley axle)-for magneto conversion- 1/2"-20 x 2.37"	1	9N, 9NAN, 2N, 2NAN	39-47
	356084-S7 Nut-1/2"-20			
	34809-S7 Lockwasher-1/2"			





### 1939-49 FUEL SYSTEM

Basic numbers only shown on illustration. Order by Part Numbers shown in list of parts.

PART NUMBER	PART NAME	NO. REQ'D	MODEL	YEAR
<b>Fuel Tank, Fuel Lines and Sediment Bulb</b>				
9N 9002	Tank assy (fuel)-10 gal.	1	9N, 2N, 8N	39-49
9NAN 9002	Tank assy (fuel)-10 gal.	1	9NAN, 2NAN, 8NAN	39-49
	22201-S7 Bolt (fuel tank)-5/16"-24 x 5/8"-end drilled	3	9N, 9NAN, 2N, 2NAN, 8N, 8NAN	39-49
	34706-S7 Washer-5/16" flat			
	34029-S7 Nut (fuel tank)-5/16"-24 -slotted hex			
	72008-S Cotter pin-1/16" x 5/8"			
9N 9030	Cap assy (fuel tank filler)	1	9N, 9NAN, 2N, 2NAN, 8N, 8NAN	39-49
9N 9067	Pad (fuel tank support)	3	9N, 9NAN, 2N, 2NAN, 8N, 8NAN	39-49
9N 9121-A	Anti-rattler (between fuel line and fuel tank)	1	9N, 9NAN, 2N, 2NAN, 8N, 8NAN	39-49
9N 9126	Adapter (tank to tank support)	1	9N, 9NAN, 2N, 2NAN	39-47
9NAN 9155	Bulb assy (sediment)	1	9NAN, 2NAN, 8NAN	39-49
2N 9155-B	Valve and sediment bulb assy (fuel)	1	9N, 2N, 8N	39-49
9N 9160	Gasket (sediment bulb)	1	9N, 9NAN, 2N, 2NAN, 8N, 8NAN	39-49
9N 9161	Screen (sediment bulb)-1.75" O.D.-.31" round hole-center	1	9N, 9NAN, 2NAN, 8NAN	39-49
2N 9161	Screen (sediment bulb)-1.75" O.D.-.257" square hole-off-center	1	2N, 8N	43-49
9N 9162	Bowl (sediment bulb)	1	9N, 9NAN, 2N, 2NAN, 8N, 8NAN	39-49
9NAN 9164	Body assy (sediment bulb valve)	1	9NAN, 2NAN, 8NAN	39-49
9N 9166	Wire and screw assy (sediment bulb clamp)	1	9N, 9NAN, 2NAN, 8NAN	39-49
2N 9166	Wire and screw assy (sediment bulb clamp)	1	2N, 8N	43-49
9N 9273-A	Gauge and bracket assy (oil pressure)	1	9N, 9NAN, 2N, 2NAN, 8N, 8NAN	39-49
	34079-S8 Nut (oil gauge to dash)-No.10-32	2	9N, 9NAN, 2N, 2NAN, 8N, 8NAN	39-49
	34939-S8 Lockwasher-No.10-external tooth			
9N 9282-A	Line assy (fuel)	1	9N, 2N, 8N	39-49
9NAN 9282	Line (fuel)-sediment bulb to vaporizer-kerosene	1	9NAN, 2NAN, 8NAN	39-49
9NAN 9292	Line (fuel)-sediment bulb to reserve tank-kerosene	1	9NAN, 2NAN, 8NAN	39-49





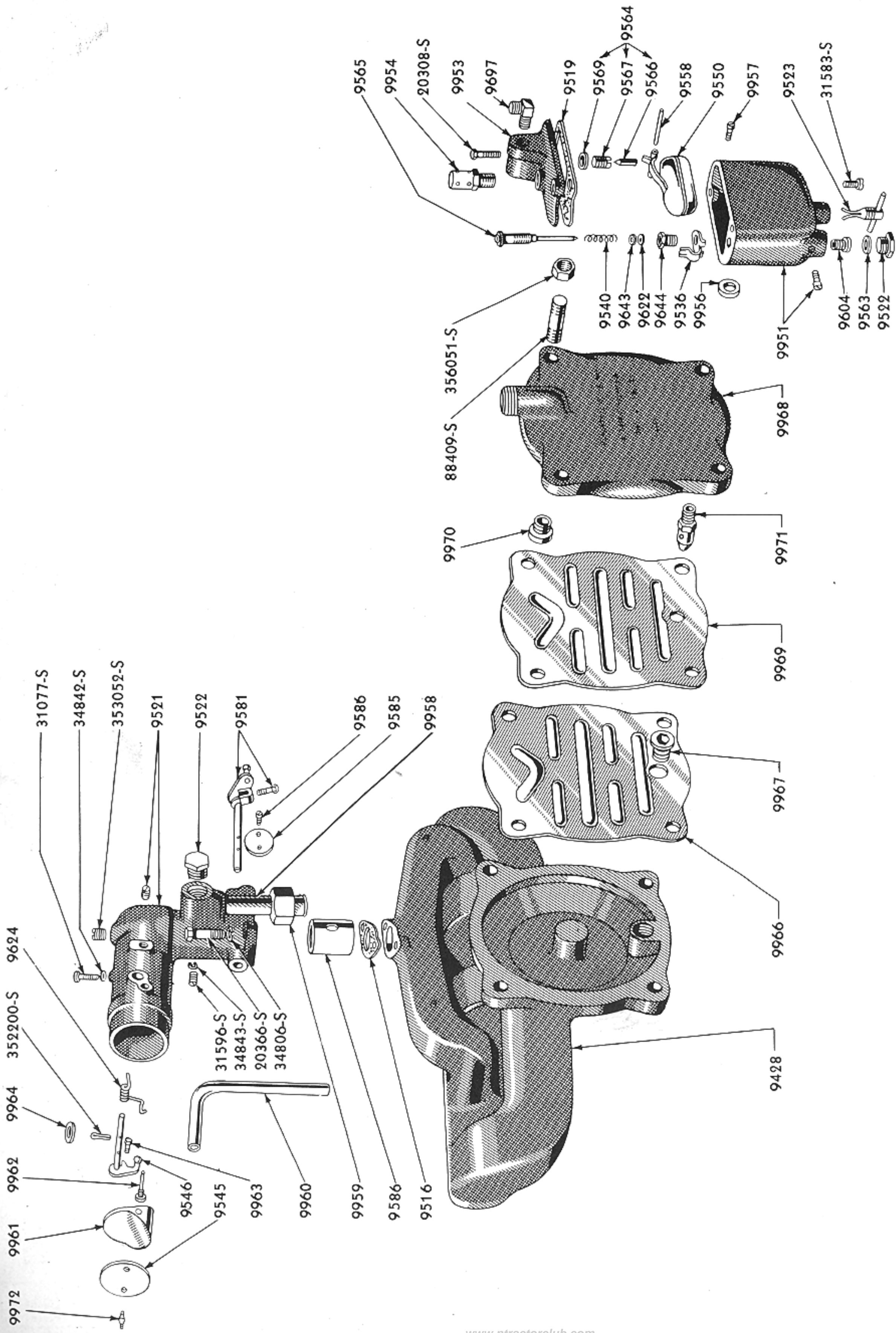
PARTS

CATALOGUE

PART NUMBER	PART NAME	NO. REQ'D	MODEL	YEAR
<b>Manifold</b>				
9N 9425	Manifold (intake and exhaust)	1	9N, 2N, 8N	39-49
	B 17552 Plug (W/S wiper tube connection)- 3/8"-24 x 3/8"	1	8N	48-49
	88371-S8 Stud (carburetor to intake manifold)-5/16"-18 & 5/16"-24 x 1 1/4"	2	9N, 2N, 8N	39-49
	33798-S8 Nut-5/16"-18			
	34806-S8 Lockwasher-5/16"			
9NAN 9428	Manifold & stud assy (intake and exhaust)	1	9NAN, 2NAN, 8NAN	39-49
	88403-S Stud (manifold to block)-7/16"-14 & 7/16"-20 x 1 5/8"	4	9N, 9NAN, 2N, 2NAN, 8N, 8NAN	39-49
	33816-S Nut-7/16"-20			
	351436-S Lockwasher-7/16"			
	88409-S Stud (vaporizer chamber cover to manifold)-1/2"-13 & 1/2"-20 x 1 11/16"	4	9NAN, 2NAN, 8NAN	39-49
	356051-S Nut-1/2"-20			
● 9N 9447	Gasket (carburetor to manifold)	1	9N, 2N, 8N	39-49
● 9N 9448	Gasket (intake and exhaust manifold)	2	9N, 9NAN, 2N, 2NAN, 8N, 8NAN	39-49

● Also furnished in kit.

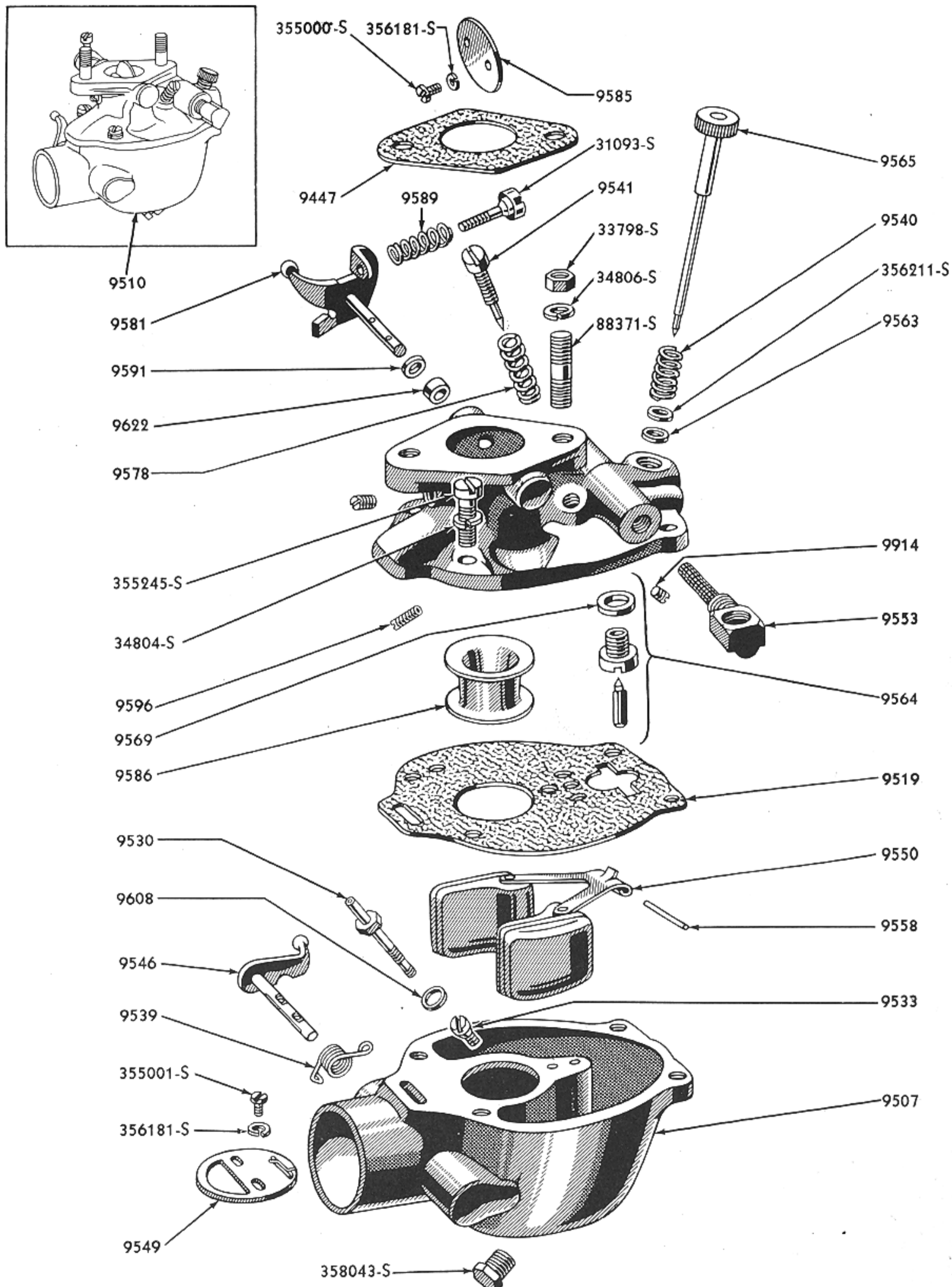




### 1939-49 KEROSENE VAPORIZER ASSEMBLY

Basic numbers only shown on illustration. Order by Part Numbers shown in list of parts.





### 1939-49 CARBURETOR ASSEMBLY

Basic numbers only shown on illustration. Order by Part Numbers shown in list of parts.





PART NUMBER	PART NAME	NO. REQ'D	MODEL	YEAR
<b>Carburetor, Vaporizer and Air Cleaner</b>				
● 9N 9502	Set (carburetor gasket)-used with 9N-9510-A carburetor-Consists of the following 1- 9N-9447 Gasket (carburetor to manifold) 1- 9N-9519 Gasket (throttle body to bowl) 1- 9N-9563 Gasket (high speed needle) 1- 9N-9569 Gasket (float valve seat) 1- 9N-9608 Gasket (main nozzle)	1	9N, 2N, 8N	39-49
9NAN 9502	Set (vaporizer gasket)-used with 9NAN-9510 vaporizer -Consists of the following 1-9NAN-9516 Gasket (mixing chamber) 1-9NAN-9519 Gasket (float chamber cover) 1-9NAN-9563 Gasket (adj. needle seat plug) 1-9NAN-9569 Gasket (float valve seat)	1	9NAN, 2NAN, 8NAN	39-49
9N 9510-A	Carburetor assy-for battery ignition	1	9N, 2N, 8N	39-49
	88371-S8 Stud (carburetor to manifold)- 5/16"-18 & 5/16"-24 x 1 1/4"	2	9N, 2N, 8N	39-49
	33798-S8 Nut-5/16"-24			
	34806-S8 Lockwasher-5/16"			
	355245-S7 Screw (upper to lower body)- No. 12-24 x .62"	4	9N, 2N, 8N	39-49
	34804-S2 Lockwasher-No.12			
	358043-S7 Plug (lower body drain)-pipe- 1/8"	1	9N, 2N, 8N	39-49
9NAN 9510	Vaporizer assy-for battery ignition	1	9NAN, 2NAN, 8NAN	39-49
2N 9510	Carburetor assy-for magneto conversion	1	9N, 2N	39-47
	20356-S7 Bolt (carburetor to manifold)- hex head-5/16"-18 x 13/16"	2	9N, 2N	39-47
	34806-S7 Lockwasher-5/16"			
:2NAN 9510	Vaporizer assy-for magneto conversion	1	9NAN, 2NAN	39-47
●9NAN 9516	Gasket (vaporizer mixing chamber)	1	9NAN, 2NAN, 8NAN	39-49
● 9N 9519	Gasket (carburetor throttle body to bowl)	1	9N, 2N, 8N	39-49
●9NAN 9519	Gasket (vaporizer float chamber cover)	1	9NAN, 2NAN, 8NAN	39-49
9NAN 9520	Chamber assy (vaporizer mixing)-for battery ignition	1	9NAN, 2NAN, 8NAN	39-49
:2NAN 9520	Chamber assy (vaporizer mixing)-for magneto conversion	1	9NAN, 2NAN	39-47
	31077-S7 Screw (mixing chamber top)- fillister head-#8-32 x 5/8"	1	9NAN, 2NAN, 8NAN	39-49
	34802-S7 Lockwasher-#8			
:9NAN 9521	Chamber & plug assy (vaporizer mixing)-for battery ignition	1	9NAN, 2NAN, 8NAN	39-49
:2NAN 9521	Chamber & plug assy (vaporizer mixing)-for magneto conversion	1	9NAN, 2NAN	39-47
	20366-S7 Bolt (mixing chamber)-5/16"-18 x 7/8"	2	9NAN, 2NAN, 8NAN	39-49
	34806-S8 Lockwasher-5/16"			
	353052-S5 Plug (mixing chamber primer)- 1/8" x 3/8"	1	9NAN, 2NAN, 8NAN	39-49

● Also furnished in kit.

: No Longer Supplied





## PARTS

## CATALOGUE

PART NUMBER	PART NAME	NO. REQ'D	MODEL	YEAR
9NAN 9522	Plug (vaporizer adjusting needle seat)	2	9NAN, 2NAN, 8NAN	39-49
9NAN 9523	Valve assy (vaporizer drain)	1	9NAN, 2NAN, 8NAN	39-49
9N 9530	Nozzle (carburetor main)	1	9N, 2N, 8N	39-49
● 9N 9533	Jet (carburetor maximum fuel limiting)	1	9N, 2N, 8N	39-49
9N 9536-A	Ratchet assy (carburetor main adjustment)	1	9N, 2N, 8N	39-48
	355000-S19 Screw (ratchet spring to body) - No.4-36 x 1/4"	2	9N, 2N, 8N	39-48
	356181-S Lockwasher-No.4			
9NAN 9536	Ratchet (vaporizer adjusting needle)	1	9NAN, 2NAN, 8NAN	39-49
● 9N 9539	Spring (carburetor choke retainer)	1	9N, 2N, 8N	39-49
9N 9540-A	Spring (carburetor main adjusting needle) -used with 9N 9565-A and carburetors with ratchet 9N 9536-A	1	9N, 2N, 8N	39-48
● 9N 9540-C	Spring (carb. main adj. needle) -used with 9N 9565-C	1	8N, 8NAN	48-49
9NAN 9540	Spring (vaporizer adjusting needle washer)	1	9NAN, 2NAN, 8NAN	39-49
● 9N 9541	Needle (carburetor idling adjusting)	1	9N, 2N, 8N	39-49
9NAN 9545	Plate (vaporizer main air choke)	1	9NAN, 2NAN, 8NAN	39-49
9N 9546	Shaft and lever assy (choke) -for battery ignition	1	9N, 2N, 8N	39-49
9NAN 9546	Shaft and lever assy (choke) -for battery ignition	1	9NAN, 2NAN, 8NAN	39-49
2N 9546	Shaft and lever assy (choke) -for magneto conversion	1	9N, 2N	39-47
2NAN 9546	Shaft and lever assy (choke) -for magneto conversion	1	9NAN, 2NAN	39-47
9N 9549	Fly assy (carburetor choke)	1	9N, 2N, 8N	39-49
	355001-S7 Screw (choke fly to shaft) - No.4-36 x 3/16"	2	9N, 2N, 8N	39-49
	356181-S Lockwasher-No.4			
9N 9550-A	Float and lever assy (carburetor)	1	9N, 2N, 8N	39-49
9NAN 9550	Float and lever assy (vaporizer)	1	9NAN, 2NAN, 8NAN	39-49
● 9N 9553	Elbow and strainer assy (carburetor)	1	9N, 2N, 8N	39-49
● 9N 9558-A	Shaft (carburetor float lever)	1	9N, 2N, 8N	39-49
9NAN 9558	Pin (vaporizer float lever)	1	9NAN, 2NAN, 8NAN	39-49
● 9N 9563	Gasket (carburetor high speed needle)	1	9N, 2N, 8N	39-49
● 9NAN 9563	Gasket (vaporizer adjusting needle seat plug)	1	9NAN, 2NAN, 8NAN	39-49
● 9N 9564	Valve and gasket assy (carburetor float) -matched	1	9N, 2N, 8N	39-49
9NAN 9564	Valve and gasket assy (vaporizer float) -matched	1	9NAN, 2NAN, 8NAN	39-49
9N 9565-A	Needle assy (carburetor main adjusting) -used with 9N 9540-A and carburetors with ratchet 9N 9536-A	1	9N, 2N, 8N	39-48
9N 9565-C	Needle assy (carb. main adjusting) -used with 9N 9540-C	1	8N, 8NAN	48-49
	356211-S7 Washer (carburetor main adjusting needle) -1/4"	1	9N, 2N, 8N	39-49
9NAN 9565	Needle assy (vaporizer main adjusting)	1	9NAN, 2NAN, 8NAN	39-49

● Also furnished in kit.





## PARTS

## CATALOGUE

PART NUMBER	PART NAME	NO. REQ'D	MODEL	YEAR
78 9566	Valve (vaporizer fuel)	1	9NAN, 2NAN, 8NAN	39-49
9NAN 9567	Seat (vaporizer fuel valve)	1	9NAN, 2NAN, 8NAN	39-49
● 9N 9569	Gasket (carburetor float valve seat)	1	9N, 2N, 8N	39-49
● 9NAN 9569	Gasket (vaporizer fuel float valve seat)	1	9NAN, 2NAN, 8NAN	39-49
● 9N 9578	Spring (carburetor idle adjusting needle)	1	9N, 2N, 8N	39-49
● 9N 9581-A	Shaft and lever assy (carburetor throttle)	1	9N, 2N, 8N	39-49
	31093-S8 Screw (carb. throttle adjusting) -#8-32 x 3/4"	2	9N, 2N, 8N	39-49
9NAN 9581	Lever and rod assy (vaporizer throttle)	1	9NAN, 2NAN, 8NAN	39-49
9N 9585-A	Plate (carburetor throttle)	1	9N, 2N, 8N	39-49
	355000-S19 Screw (throttle plate)-No.4-36 x 1/4"	2	9N, 2N, 8N	39-49
	356181-S Lockwasher-No.4			
9NAN 9585	Plate (vaporizer throttle)	1	9NAN, 2NAN, 8NAN	39-49
40 9586	Screw (vaporizer throttle plate)	2	9NAN, 2NAN, 8NAN	39-49
9N 9586	Venturi (carburetor)	1	9N, 2N, 8N	39-49
9NAN 9586	Venturi (vaporizer)	1	9NAN, 2NAN, 8NAN	39-49
	31596-S Screw (mixing chamber to venturi)-fillister head-#10- 32 x 3/8"	1	9NAN, 2NAN, 8NAN	39-49
	34803-S8 Lockwasher-#10			
9N 9589	Spring (carburetor throttle lever adjusting screw)	1	9N, 2N, 8N	39-49
9N 9590	Kit (carburetor repair)-consists of the following 1-9N 9502 Gasket kit 1-9N 9581-A Shaft assy 1-9N 9533 Jet 1-9N 9591 Retainer 1-9N 9539 Spring 1-9N 9596 Jet 1-9N 9540-C Spring 1-9N 9622-A Packing 1-9N 9541 Needle 1-9N 9689 Packing 1-9N 9553 Elbow assy 1-9N 9692 Plug 1-9N 9558-A Shaft 1-9N 9694-A Strainer 1-9N 9560 Spring 1-9N 9695 Retainer 1-9N 9564 Valve-seat 1-9N 9914 Jet 1-9N 9578 Spring 2-355000-S19 Screw 2-356181-S Lockwasher	1	9N, 2N, 8N	39-49
● 9N 9591	Retainer (carburetor throttle shaft packing)	1	9N, 2N, 8N	39-49
● 9N 9596	Jet (carburetor idle)	1	9N, 2N, 8N	39-49

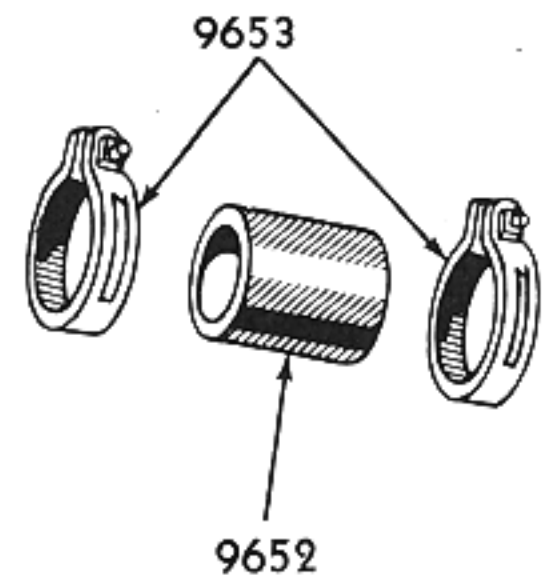
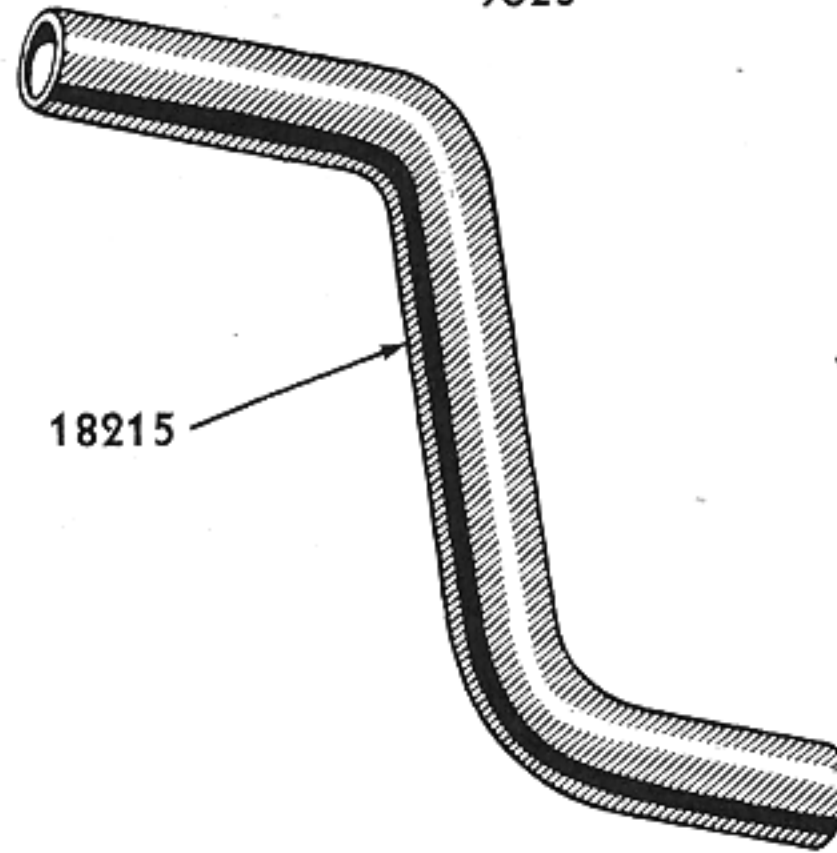
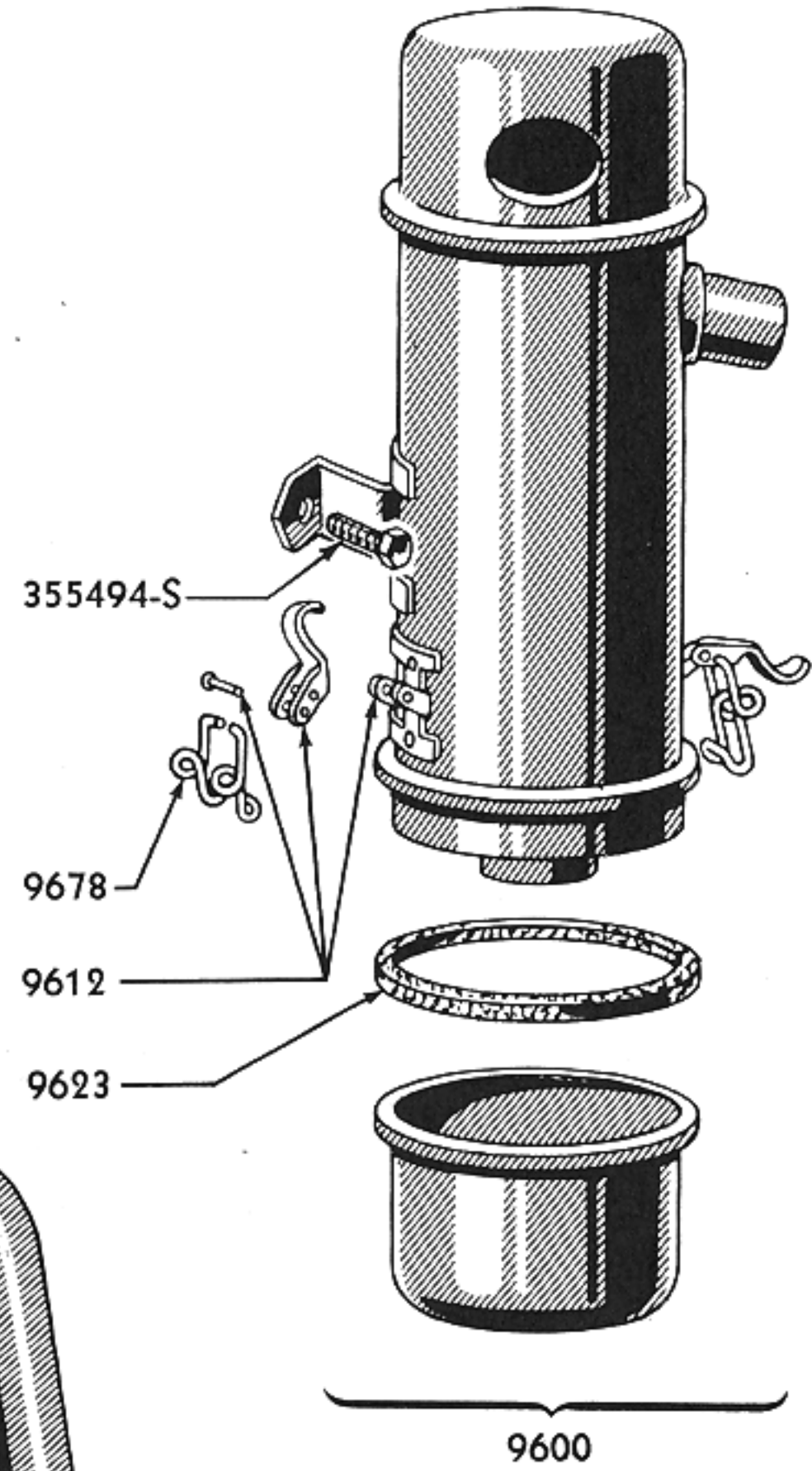
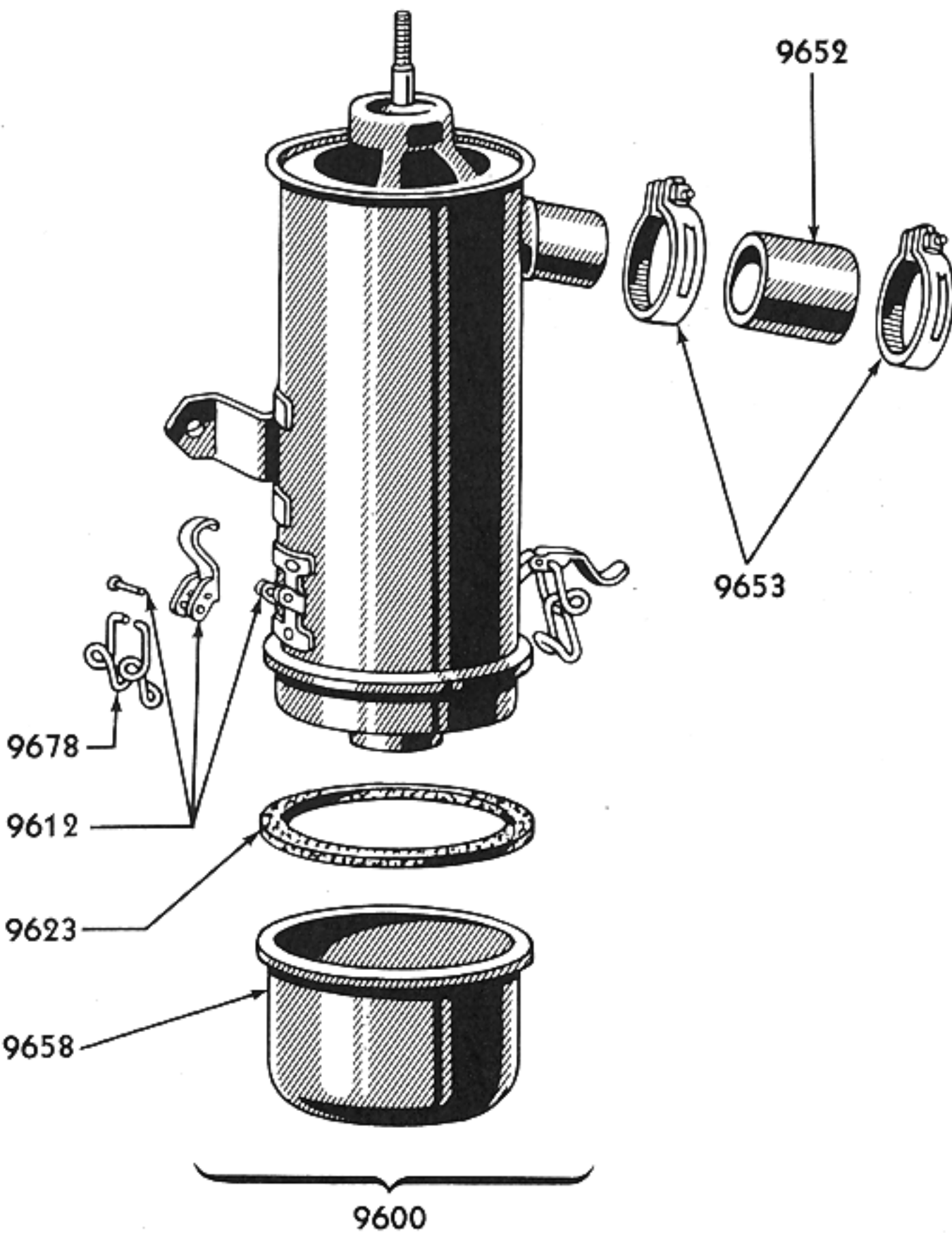
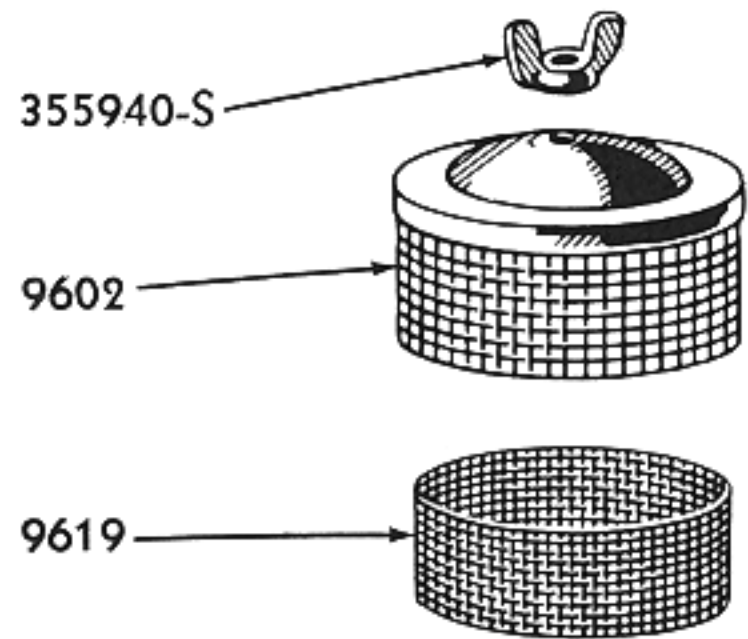
● Also furnished in kit.





1939-1947

1948-1949



TP-10

### 1939-49 AIR CLEANER AND RELATED PARTS

Basic numbers only shown on illustration. Order by Part Numbers shown in list of parts.





## PARTS

## CATALOGUE

PART NUMBER	PART NAME	NO. REQ'D	MODEL	YEAR
9N 9600-C1	Cleaner assy (air)-with flat type cup-replaced by 9N-9600-C2 or 8N-9600-A	1	9N, 9NAN, 2N, 2NAN	39-47
9N 9600-C2	Cleaner assy (air)-with removable top assy for cleaning-with thumb screw & clamp oil cup retainer	1	9N, 9NAN, 2N, 2NAN	39-47
	355940-S7 Wing nut (cover to screen) - 1/4"-20	1	9N, 9NAN, 2N, 2NAN	39-47
	9N 18225 Decal (air cleaner warning)	1	9N, 9NAN, 2N, 2NAN	39-47
9N 9600-D	Cleaner assy (air)-with removable top assy for cleaning-with toggle lock oil cup retainer-replaced by 9N 9600-C2	1	2N, 2NAN	43-47
	33792-S8 Nut (air cleaner to battery support) -7/16"-20	2	9N, 9NAN, 2N, 2NAN	39-47
	351436-S Lockwasher-7/16"			
8N 9600-A	Cleaner assy (air)-without removable top	1	8N, 8NAN	48-49
	355494-S8 Bolt (air cleaner assy to battery support) -3/8"-24 x .86"-hex head	2	8N, 8NAN	48-49
9N 9602-C2	Cover assy (air cleaner)-use with 9N-9600-C2 air cleaner	1	9N, 9NAN, 2N, 2NAN	39-47
9N 9602-C3	Cover assy (air cleaner)-use with 9N-9600-D air cleaner	1	2N, 2NAN	43-47
9NAN 9604	Bushing (vaporizer adjusting needle)	1	9NAN, 2NAN, 8NAN	39-49
● 9N 9608	Gasket (carburetor main nozzle)	1	9N, 2N, 8N	39-49
9N 9610	Screw (carburetor throttle adjusting)-replaced by 31093-S8	1	9N, 2N, 8N	39-48
9N 9612	Lock assy (air cleaner oil cup toggle)	2	2N, 2NAN, 8N, 8NAN	43-49
9N 9619-C1	Screen (air cleaner)-inner-used in 9N-9600-C1 assy	1	9N, 9NAN, 2N, 2NAN	39-47
9N 9619-C2	Screen (air cleaner)-inner-used in 9N 9600-C2 assy	1	9N, 9NAN, 2N, 2NAN	39-47
9N 9619-C3	Screen (air cleaner)-inner-used in 9N 9600-D assy	1	2N, 2NAN	43-47
● 9N 9622-A	Packing (carburetor throttle shaft)	1	9N, 2N, 8N	39-49
9NAN 9622	Packing (vaporizer adjusting needle)	1	9NAN, 2NAN, 8NAN	39-49
9N 9623-A	Gasket (air cleaner body to cup)-.20" wide x 15.25" long x .09" thick	1	9N, 9NAN, 2N, 2NAN, 8N, 8NAN	39-49
9N 9623-B	Gasket (air cleaner body to cup)-.18" wide x 14.75" long x .235" thick	1	8N, 8NAN	48-49
9NAN 9624	Spring (vaporizer choke lever)-for battery ignition	1	9NAN, 2NAN, 8NAN	39-49
:2NAN 9624	Spring (vaporizer choke lever)-for magneto conversion	1	9NAN, 2NAN	39-47
9N 9628-C1	Clamp assy (air cleaner)-used with 9N-9658-C1	1	9N, 9NAN, 2N, 2NAN	39-47
9N 9628-C2	Clamp assy (air cleaner)-used with 9N-9658-C2 & 8N-9658-B	1	9N, 9NAN, 2N, 2NAN, 8N, 8NAN	39-48
9N 9638	Decal (air cleaner instruction)	1	9N, 9NAN, 2N, 2NAN	39-47
8N 9638	Decal (air cleaner warning)	1	8N, 8NAN	48-49
9NAN 9643	Washer (vaporizer adjusting needle)	1	9NAN, 2NAN, 8NAN	39-49
9NAN 9644	Bushing (vaporizer adjusting needle)	1	9NAN, 2NAN, 8NAN	39-49
9N 9652	Hose (air cleaner outlet pipe)	2	9N, 9NAN, 2N, 2NAN, 8N, 8NAN	39-49
9N 9653	Clamp (air cleaner hose)	4	9N, 9NAN, 2N, 2NAN, 8N, 8NAN	39-49
9N 9658-C1	Cup assy (air cleaner oil)-used with 9N-9628-C1	1	9N, 9NAN, 2N, 2NAN	39-47
9N 9658-C2	Cup assy (air cleaner oil)-used with 9N-9628-C2	1	9N, 9NAN, 2N, 2NAN	39-47
9N 9658-D	Cup assy (air cleaner oil)-flat bottom-4.47" dia.	1	2N, 2NAN, 8N, 8NAN	43-49
8N 9658-B	Cup assy (air cleaner oil)-round type-used with 9N-9628-C2 or 9N-9678	1	8N, 8NAN	48-49
8N 9661	Cover and screw assy (air cleaner)	1	8N, 8NAN	48-49
	34143-S8 Nut (air cleaner funnel to hood) -1/4"-28-plain	1	8N, 8NAN	48-49
8N 9669	Screen (air cleaner funnel)	1	8N, 8NAN	48-49

● Also furnished in kit. : No Longer Supplied





## PARTS

## CATALOGUE

PART NUMBER	PART NAME	NO. REQ'D	MODEL	YEAR
9N 9678	Spring (air cleaner toggle)	1	2N, 2NAN, 8N, 8NAN	43-49
8N 9684	Funnel (air cleaner)	1	8N, 8NAN	48-49
	32940-S8 Screw (air cleaner funnel to hood) #14 x 3/4"-binding hd.	4	8N, 8NAN	48-49
	350991-S32 Nut #14			
● 9N 9692	Plug (carburetor strainer retainer expansion)-used with 9N 9694-A	1	9N, 2N, 8N	39-48
● 9N 9694-A	Strainer (carburetor lower body drain)-felt-used with 9N 9692	1	9N, 2N, 8N	39-48
9NAN 9697	Elbow (fuel line to float chamber assy)	1	9NAN, 2NAN, 8NAN	39-49
9N 9700-A	Rod assy (choke control)-for battery ignition	1	9N, 2N	39-47
9NAN 9700	Lever assy (choke control)-for battery ignition	1	9NAN, 2NAN	39-47
2N 9700-A	Rod assy (choke control)-less knob-for magneto conversion	1	9NAN, 2NAN	39-47
2N 9700-B	Rod assy (choke control)-less knob-for magneto conversion on tractor with generator and without starter	1	9NAN, 2NAN	39-47
2NAN 9700-A	Lever assy (choke control)-for magneto conversion-used with 2NAN 9510	1	9NAN, 2NAN	39-47
2NAN 9700-B	Lever assy (choke control)-for battery ignition-used with 9NAN 9510	1	9NAN, 2NAN	39-47
8N 9700	Rod assy (choke control)-for battery ignition	1	8N	48-49
8NAN 9700	Rod assy (choke control)-for battery ignition	1	8NAN	48-49
9N 9703	Knob (choke)	1	9N, 9NAN, 2N, 2NAN, 8N, 8NAN	39-49
9N 9703	Knob (light switch)		Refer to 9N 11652	
2N 9718	Clip (choke rod)-front	As Req'd	9N, 9NAN, 2N, 2NAN	39-47
8NAN 9725	Bracket & shaft assy (governor control)	1	8NAN	48-49
8NAN 9772	Rod assy (governor control lever to governor)	1	8NAN	48-49
8N 9796	Bracket (throttle control rod)	1	8N, 8NAN	48-49
	20336-S7 Bolt (throttle control rod bracket) -5/16"-18 x 11/16"-hex hd.	2	8N, 8NAN	48-49
	33797-S7 Nut-5/16"-18			
	34806-S8 Lockwasher-5/16"			
2N 9802	Shaft assy (throttle control)	1	9N, 9NAN, 2N, 2NAN	39-47
9N 9805	Rod (throttle control)	1	9N, 9NAN, 2N, 2NAN	39-47
8N 9805-A4	Arm assy (throttle control rod quadrant)	1	8N, 8NAN	48-49
2N 9806	Spring (throttle control rod)-1.24" free length-.46" I.D.	1	9N, 9NAN, 2N, 2NAN	39-47
8N 9806	Spring (throttle control rod)-2.75" free length-.42" I.D.	1	8N, 8NAN	48-49
9N 9807	Lever assy (throttle control rod)-2 1/8" long with 5/16" dia. hole	1	9N, 9NAN, 2N, 2NAN	39-47
8N 9807	Lever assy (throttle control rod)-3 3/4" long	1	8N, 8NAN	48-49
8NAN 9807	Lever (governor control)-short-2 1/8" long with 3/8" dia. hole	1	8N, 8NAN	48-49
	20405-S7 Bolt (throttle control rod lever)-1/4"-28 x 1 1/8"	1	8N, 8NAN	48-49
	33796-S7 Nut-1/4"-28			
	34805-S8 Lockwasher-1/4"			

● Also furnished in kit.





## PARTS

## CATALOGUE

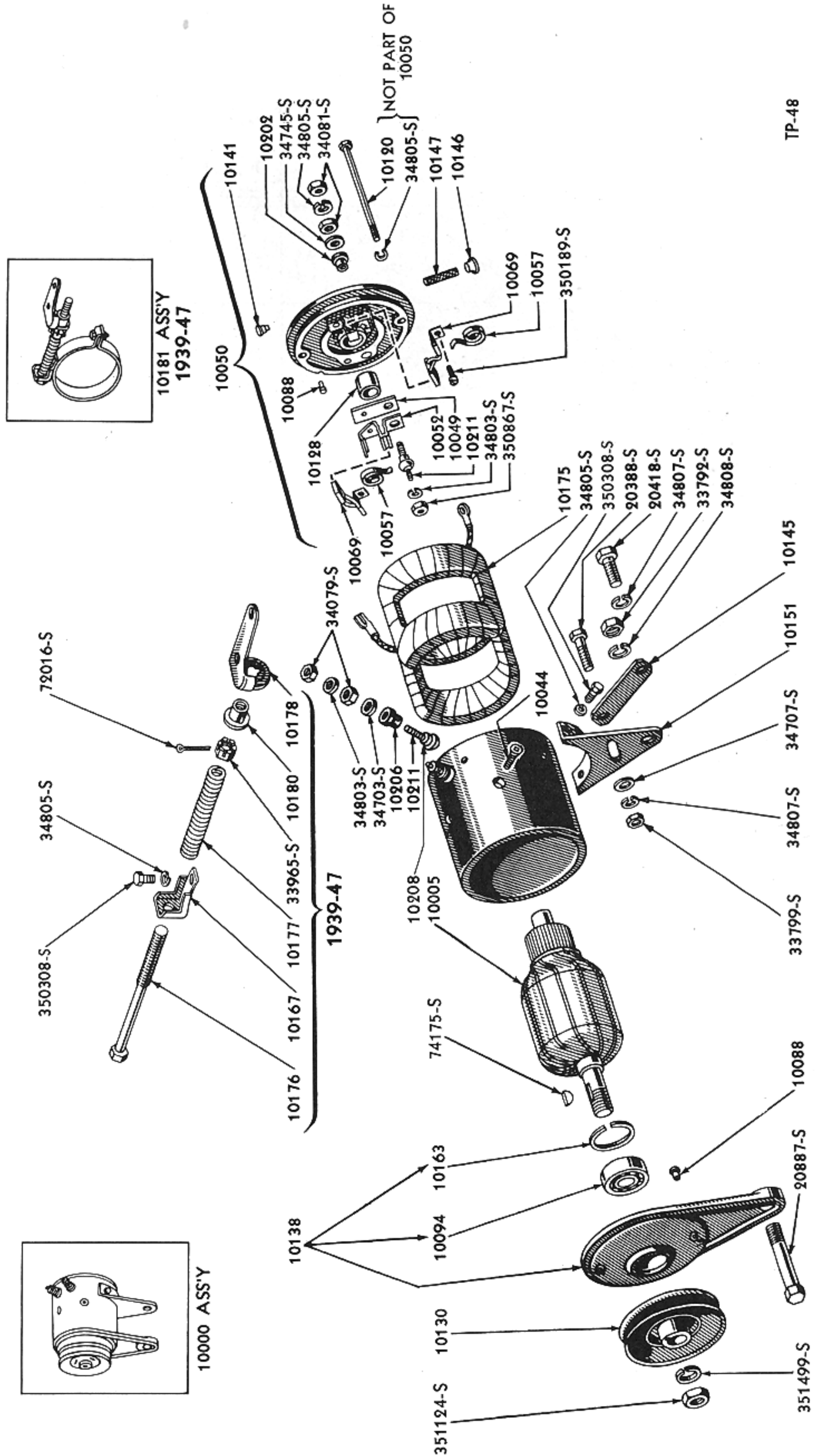
PART NUMBER	PART NAME	NO. REQ'D	MODEL	YEAR
9N 9810	Socket assy (throttle)	1	9N, 9NAN, 2N, 2NAN	39-47
9N 9812	Retainer (throttle rod spring)	1	9N, 9NAN, 2N, 2NAN	39-47
9N 9815-B	Rod assy (throttle shaft to governor)	1	9N, 9NAN, 2N, 2NAN	39-47
8N 9815	Rod assy (throttle control)	1	8N, 8NAN	48-49
9N 9818-A	Rod assy (governor to carburetor)	1	9N, 2N, 8N	39-49
9NAN 9818	Rod assy (governor to carburetor)	1	9NAN, 2NAN, 8NAN	39-49
9N 9819-A	Pin (throttle control lever to throttle rod)	1	9N, 9NAN, 2N, 2NAN, 8N, 8NAN	39-49
9N 9820	Quadrant (throttle control)	1	9N, 9NAN, 2N, 2NAN	39-47
	20346-S7 Bolt (quadrant to upper housing) -5/16"-18 x 3/4"	2	9N, 9NAN, 2N, 2NAN	39-47
9N 9824-A-2	Bracket (throttle control shaft)	1	9N, 9NAN, 2N, 2NAN	39-47
9N 9827	Spring (governor compensating) -3.7" free length-.44" O.D.	1	9N, 9NAN, 2N, 2NAN	39-47
8N 9827	Spring (governor compensating) -4.95" free length-.44" O.D.	1	8N, 8NAN	48-49
9N 9828	Pin (control shaft bracket)	1	9N, 9NAN	39-42
8N 9855	Plate (governor compensating spring anchor)	1	8N, 8NAN	48-49
9N 9889-A2	Quadrant (throttle control)	1	8N, 8NAN	48-49
	28319-S7 Screw (throttle quadrant) - No.12-24 x 3/8"-oval head	3	8N, 8NAN	48-49
● 9N 9914	Jet (carburetor economizer)	1	9N, 2N, 8N	39-49
9NAN 9951	Chamber (vaporizer float)	1	9NAN, 2NAN, 8NAN	39-49
	31583-S7 Screw (vaporizer fuel passage) - #10-32 x 1/4"	2	9NAN, 2NAN, 8NAN	39-49
9NAN 9953	Cover assy (vaporizer float chamber)	1	9NAN, 2NAN, 8NAN	39-49
	20308-S7 Screw (float chamber cover) - 1/4"-20 x 1/2"-hex hd.	2	9NAN, 2NAN, 8NAN	39-49
9NAN 9954	Vent assy (vaporizer float chamber)	1	9NAN, 2NAN, 8NAN	39-49
9NAN 9956	Gasket (vaporizer float chamber)	1	9NAN, 2NAN, 8NAN	39-49
9NAN 9957	Screw (vaporizer float chamber)	2	9NAN, 2NAN, 8NAN	39-49
9NAN 9958	Tube (vaporizer vapor outlet)	1	9NAN, 2NAN, 8NAN	39-49
9NAN 9959	Nut (vaporizer vapor outlet tube)	1	9NAN, 2NAN, 8NAN	39-49
9NAN 9960	Tube (vaporizer primary air)	1	9NAN, 2NAN, 8NAN	39-49
9NAN 9961	Valve (vaporizer air intake) -automatic	1	9NAN, 2NAN, 8NAN	39-49
9NAN 9962-B	Shaft assy (vaporizer air intake valve)	1	9NAN, 2NAN, 8NAN	39-49
9NAN 9963-B	Screw (vaporizer air intake valve shaft)	1	9NAN, 2NAN, 8NAN	39-49
9NAN 9964	Plate (vaporizer primary air choke)	1	9NAN, 2NAN, 8NAN	39-49
	352200-S Cotter pin (choke plate) - .043" dia. x 3/8"	1	9NAN, 2NAN, 8NAN	39-49
9NAN 9966	Plate (manifold vaporizer)	1	9NAN, 2NAN, 8NAN	39-49
9NAN 9967	Bushing (manifold vaporizing plate)	1	9NAN, 2NAN, 8NAN	39-49
9NAN 9968	Cover (manifold vaporizing chamber) -outer	1	9NAN, 2NAN, 8NAN	39-49
	88409-S Stud (vaporizing chamber cover to manifold) -1/2"-13 & 1/2"-20 x 1 11/16"	4	9NAN, 2NAN, 8NAN	39-49
	356051-S Nut -1/2"-20			
9NAN 9969	Plate (manifold vaporizing plate cover) -inner	1	9NAN, 2NAN, 8NAN	39-49
9NAN 9970	Bushing (vaporizer manifold cover plate)	1	9NAN, 2NAN, 8NAN	39-49
9NAN 9971	Jet (vaporizer fuel)	1	9NAN, 2NAN, 8NAN	39-49
9NAN 9972	Pin (vaporizer choke plate)	1	9NAN, 2NAN, 8NAN	39-49

● Also furnished in kit.









TP-48

1948-49 GENERATOR (2 BRUSH) AND RELATED PARTS

Basic numbers only shown on illustration. Order by Part Numbers shown in list of parts.





PART NUMBER	PART NAME	NO. REQ'D	MODEL	YEAR
<b>Generator</b>				
9N 10000-A	Generator assy-2 brush-replaced by 8N 10000-B & 2N 10042	1	9N, 9NAN	39-41
2N 10000	Generator assy-3 brush-replaced by 8N 10000-B & 2N 10042	1	9N, 9NAN, 2N, 2NAN	42-45
8N 10000-A	Generator assy-4 1/2" O.D.-replaced by 8N 10000-B	1	9N, 9NAN, 2N, 2NAN, 8N, 8NAN	39-48
8N 10000-B	Generator assy-4.81" O.D.-2 brush	1	8N, 8NAN	48-49
	8N 14596 Wire assy (voltage regulator to generator arm)-to be used when 8N 10000-B is used in place of 8N 10000-A	1	8N, 8NAN	48-49
9N 10005-C	Armature assy (generator)	1	9N, 9NAN, 2N, 2NAN	39-47
8N 10005	Armature assy (generator)-2.79" diameter	1	8N, 8NAN	48
EBA 10005-A	Armature assy (generator)-3" diameter-used in 8N 10000-B	1	8N, 8NAN	48-49
	74175-S Key (armature shaft to pulley)-5/32" x 5/8"-Woodruff	1	8N, 8NAN	48-49
	351124-S Nut (armature shaft to pulley)-.6699"-20-hex	1	8N, 8NAN	48-49
	351499-S Lockwasher			
9N 10036	Wire assy (brush to terminal lead)	1	9N, 9NAN, 2N, 2NAN, 8N, 8NAN	39-48
2N 10037	Connector (ground to field terminal)-used with 8N-10000-A generator having 9N-10505-B cutout	1	9N, 9NAN, 2N, 2NAN	39-47
2N 10042	Kit (generator service)-consists of the following 1- 2N 10181-B Clamp kit 3-33795-S7 Nut 1- 8N 10505-B Regulator 2-34805-S7 Lockwasher 1- 2N 10599 Bracket 2-34079-S8 Nut 4-91A 10882 Clip 1-34803-S8 Lockwasher 1- 2N 14305 Wire 1-34081-S8 Nut 1-34805-S8 Lockwasher	1	9N, 9NAN, 2N, 2NAN	39-47
40 10043	Set (generator brush)-consists of the following 2- 40 10069 Brush 1- 40 10070 Brush	1	9N, 9NAN, 2N, 2NAN, 8N, 8NAN	39-48
68 10044	Screw (generator pole piece)	2	9N, 9NAN, 2N, 2NAN, 8N, 8NAN	39-49
68 10044	Screw (starter pole piece)		Refer to 11002 Group	
9N 10045	Kit (generator front end repair)-consists of the following 1- 9N 10098 Retainer 1- 9N 10163 Ring 1- 9N 10121 Retainer 1- 9N 10212 Seal 1- 9N 10122 Seal 1- 9N 10214 Retainer	1	9N, 9NAN, 2N, 2NAN, 8N, 8NAN	39-48
8N 10050	Plate assy (generator end)-used in 8N 10000-B	1	8N, 8NAN	48-49
40 10051	Holder (generator brush)	3	9N, 9NAN, 2N, 2NAN, 8N, 8NAN	39-48
01A 10051	Holder (generator brush)-used in 8N 10000-B	1	8N, 8NAN	48-49
	31061-S7 Screw (brush holder)-No.8-32 x 1/2"	3	9N, 9NAN, 2N, 2NAN, 8N, 8NAN	39-48
	31027-S7 Screw (generator brush retaining)-No.8-32 x 3/16"-fillister head	2	9N, 9NAN, 2N, 2NAN, 8N, 8NAN	39-48
	34802-S7 Lockwasher-No.8			





## PARTS

## CATALOGUE

PART NUMBER	PART NAME	NO. REQ'D	MODEL	YEAR
40 10057	Spring (generator brush)-used with 9N-10069-B and 40-10043	3	9N, 9NAN, 2N, 2NAN, 8N, 8NAN	41-48
91A 10057	Spring (generator brush)-used in 8N 10000-B	2	8N, 8NAN	48-49
9N 10057	Spring (generator brush)-used with 9N 10069-A	3	9N, 9NAN	39-41
• 40 10069	Brush assy (generator main)	2	9N, 9NAN, 2N, 2NAN, 8N, 8NAN	42-48
9N 10069-A	Brush assy (generator)-.50" x .25"-rolled end-.145" round bolt hole	3	9N, 9NAN	39-41
9N 10069-B	Brush assy (generator)-.50" x .50"-rolled end-"L" shaped with .32" x .205" oblong bolt hole	3	9N, 9NAN, 2N, 2NAN	41-43
01A 10069	Brush assy (generator)-used in 8N 10000-B	2	8N, 8NAN	48-49
	350189-S8 Screw (generator brush to end plate)-1/4"-28 x 3/8"-fillister head			
• 40 10070	Brush (generator third)	1	9N, 9NAN, 2N, 2NAN, 8N, 8NAN	39-48
13 10088	Dowel (generator front end plate to frame)	1	9N, 9NAN, 2N, 2NAN, 8N, 8NAN	39-49
13 10088	Dowel (generator brush end plate to frame)	1	9N, 9NAN, 2N, 2NAN, 8N, 8NAN	39-49
18 10088	Dowel (starter end plate)		Refer to 18 11049	
9N 10094	Bearing (generator front end)-.59" I.D. x 1.38" O.D.	1 2	9N, 9NAN, 2N, 2NAN 8N, 8NAN	39-47 48
7RA 10094	Bearing (generator)-.67" I.D. x 1.59" O.D.-used in 8N 10000-B	1	8N, 8NAN	48-49
: 9N 10096-A	Ring (gen. pulley retainer)-.495" I.D. x .20" opening	1	9N, 9NAN	39-41
: 9N 10096-B	Ring (generator pulley retainer)	1	9N, 9NAN, 2N, 2NAN	42-47
9N 10096-C	Ring (gen. pulley retainer)-.540" I.D. x .31" opening	1	8N, 8NAN	48
• 9N 10098	Retainer (generator end plate grease)	1	9N, 9NAN, 2N, 2NAN, 8N, 8NAN	39-48
13 10120-A	Bolt (generator frame thru)-1/4"-20 x 6 5/32"	2	9N, 9NAN, 2N, 2NAN	39-47
78 10120	Bolt (generator frame thru)-1/4"-20 x 6.56"-used in 8N 10000-B	2	8N, 8NAN	48-49
8N 10120	Bolt (generator frame thru)-1/4"-20 x 6.8"	2	8N, 8NAN	48
	34805-S3 Lockwasher-1/4"			
• 9N 10121	Retainer (generator bearing oil seal)	1	9N, 9NAN, 2N, 2NAN, 8N, 8NAN	39-48
• 9N 10122	Oil seal (generator front end plate)	1	9N, 9NAN, 2N, 2NAN, 8N, 8NAN	39-48
9N 10129-B	Bearing (end plate)-oilless-bronze-.59" I.D. x .72" O.D.	1	9N, 9NAN, 2N, 2NAN, 8N, 8NAN	39-48
78 10128	Bearing (end plate)-oilless-bronze-.67" I.D. x .80" O.D.-used in 8N 10000-B	1	8N, 8NAN	48-49
9N 10129-B	Plate assy (generator brush end)	1	9N, 9NAN, 2N, 2NAN, 8N, 8NAN	39-48
: 9N 10130-A	Pulley (generator)-3.50" diameter	1	9N, 9NAN	39-41
9N 10130-B	Pulley (generator)-3.78" diameter	1	9N, 9NAN, 2N, 2NAN, 8N, 8NAN	39-48
8N 10130	Pulley (generator)-3.68" diameter-used in 8N 10000-B	1	8N, 8NAN	48-49
9N 10138-C	Plate assy (generator drive end)	1	9N, 9NAN, 2N, 2NAN, 8N, 8NAN	39-48
8N 10138	Plate assy (generator drive end)-used in 8N 10000-B	1	8N, 8NAN	48-49
	20887-S7 Bolt (support bracket to engine)-7/16"-20 x 3.00"-hex head	1	9N, 9NAN, 2N, 2NAN, 8N, 8NAN	39-49
	33792-S3 Nut-7/16"-20-hex			
	34308-S7 Lockwasher-7/16"			

• Also furnished in kit. : No Longer Supplied





## PARTS

## CATALOGUE

PART NUMBER	PART NAME	NO. REQ'D	MODEL	YEAR
B 10141	Cup (generator bearing oil)	1	9N, 9NAN, 2N, 2NAN, 8N, 8NAN	39-49
18 10142	Band (starter cover)-4 17/32" diameter		Refer to 18 11049	
8N 10145	Arm (generator adjusting)	1	8N, 8NAN	48-49
	20388-S8 Bolt (generator arm to bracket)- 3/8" -16 x 1"-hex head	1	8N, 8NAN	48-49
	33799-S8 Nut-3/8"			
	34707-S8 Washer-3/8"-flat			
	34807-S8 Lockwasher-3/8"			
18 10146	Plug (generator brush end plate)	1	9N, 9NAN, 2N, 2NAN, 8N, 8NAN	39-49
18 10147	Wick (generator end plate bearing)-3/8" dia. x 1.56"	1	9N, 9NAN, 2N, 2NAN, 8N, 8NAN	39-48
91A 10147	Wick (generator end plate bearing)-3/8" dia. x 1 1/4"-used in 8N 10000-B	1	8N, 8NAN	48-49
8N 10151-A	Bracket (generator support)-generator O.D.-4 1/2"	1	9N, 9NAN, 2N, 2NAN, 8N, 8NAN	39-48
8N 10151-B	Bracket (generator support)-generator O.D.-4.81"- used with 8N 10000-B	1	8N, 8NAN	48-49
	350308-S Bolt (bracket to frame)-1/4"- 28 x 7/16"-hex head	2	9N, 9NAN, 2N, 2NAN, 8N, 8NAN	39-49
	34805-S8 Lockwasher-1/4"			
• 9N 10163	Ring (generator bearing stop)-1 1/2" O.D.	1	9N, 9NAN, 2N, 2NAN, 8N, 8NAN	39-48
01A 10163	Ring (generator bearing stop)-1.67" O.D.-used in 8N 10000-B	1	8N, 8NAN	48-49
2N 10167-A	Bracket (belt adjustment)	1	9N, 9NAN, 2N, 2NAN	39-47
	350308-S Bolt (adjustment bracket to frame)-1/4"-28 x 7/16"	2	9N, 9NAN, 2N, 2NAN	39-47
	34805-S8 Lockwasher-1/4"			
9N 10175-C	Coil assy (generator field)-3.12" O.D.	1	9N, 9NAN, 2N, 2NAN	39-47
8N 10175-A	Coil assy (generator field)-3.87" O.D.	1	8N, 8NAN	48
8N 10175-B	Coil assy (generator field)-4.25" O.D.-used in 8N 10000-B	1	8N, 8NAN	48-49
	31027-S7 Screw (field coil to brush)- No. 8-32 x 3/16"	2	9N, 9NAN, 2N, 2NAN, 8N, 8NAN	39-49
	34802-S7 Lockwasher-No. 8			
• 2N 10176	Bolt (belt adjustment)	1	9N, 9NAN, 2N, 2NAN	39-47
• 2N 10177	Spring (belt adjustment)	1	9N, 9NAN, 2N, 2NAN	39-47
	33965-S7 Nut (adjusting bolt to spring)- castle-3/8"-24	1	9N, 9NAN, 2N, 2NAN	39-47
	72016-S7 Cotter pin-3/32" x 3/4"			
• 2N 10178	Bracket (belt adjustment-cylinder head)	1	9N, 9NAN, 2N, 2NAN	39-47
• 2N 10179	Clamp and bracket assy-used in 2N-10181-B Generator Belt Adjustment Kit	1	9N, 9NAN, 2N, 2NAN	39-47
• 2N 10180	Nut (belt adjustment)-shoulder	1	9N, 9NAN, 2N, 2NAN	39-47

• Also furnished in kit.





## PARTS

## CATALOGUE

PART NUMBER	PART NAME	NO. REQ'D	MODEL	YEAR
• 2N 10181-B	Kit (generator belt adjustment)-consists of the following 1-2N 10179 Clamp & Bracket 1-2N 10177 Spring 1-2N 10176 Bolt 1-2N 10178 Bracket 1-2N 10180 Nut 1- 72016-S7 C/Pin 1- 33965-S7 Nut 1- 355387-S8 Bolt 1- 34806-S7 Lockwasher 1- 356432-S8 Lockwasher 1- 33798-S8 Nut	1	9N, 9NAN, 2N, 2NAN	39-47
	20366-S7 Bolt (generator belt adjusting kit)-5/16"-18 x 7/8"-hex hd.	2	9N, 9NAN, 2N, 2NAN	39-47
	33797-S7 Nut-5/16"-18-hex			
	34806-S8 Lockwasher-5/16"			
81A 10206	Insulator (generator terminal screw outer)	1	8N, 8NAN	48-49
81A 10208	Insulator (generator end plate)	1	9N, 9NAN, 2N, 2NAN, 8N 8NAN	39-48
81A 10208	Insulator (generator terminal screw inner)	1	8N, 8NAN	48-49
11A 10211-B	Screw (generator terminal)-No.10-32 x 1"	1	9N, 9NAN, 2N, 2NAN	39-47
		2	8N, 8NAN	48-49
8N 10211-A	Screw (generator housing terminal)-slotted head- #10-32 x 1.1" long	2	8N, 8NAN	48
8N 10211-B	Screw (generator brush and terminal)-1/4"-28 & No.10-32 x 1.40" long-used in 8N 10000-B	1	8N, 8NAN	48-49
	350867-S7 Nut (field coil lead to terminal screw) #10-32-hex	1	8N, 8NAN	48-49
	34803-S8 Lockwasher #10			
	34079-S8 Nut (generator terminal screw)- #10-32-hex	2	9N, 9NAN, 2N, 2NAN	39-47
	34703-S7 Washer #10-flat			
	34803-S8 Lockwasher #10			
	34081-S8 Nut (generator terminal screw)- 1/4"-28-hex	2	8N, 8NAN	48-49
	34745-S8 Washer-1/4"-flat			
	34805-S8 Lockwasher-1/4"			
• 9N 10212	Oil seal (generator front end plate)	1	9N, 9NAN, 2N, 2NAN, 8N, 8NAN	39-48
• 9N 10214	Retainer (generator oil seal)	1	9N, 9NAN, 2N, 2NAN, 8N, 8NAN	39-48
• 9N 10505-B	Cut-out assy (generator)	1	9N, 9NAN, 2N, 2NAN	39-47
	20346-S7 Bolt (cut-out to battery support bracket to steering housing) -5/16"-18 x 3/4"	2	9N, 9NAN, 2N, 2NAN	39-47
	34806-S8 Lockwasher-5/16"			
8N 10505-B	Regulator assy (generator)	1	8N, 8NAN	48-49
	33795-S7 Nut (regulator mounting)-1/4"- 20-hex head	4	8N, 8NAN	48-49
	34805-S8 Lockwasher-1/4"			
B 10563	Insulator (cut-out terminal)	2	9N, 9NAN, 2N, 2NAN	39-47
9N 10597-B	Plate (cut-out adapter)	1	9N, 9NAN, 2N, 2NAN	39-47
• 2N 10599	Bracket (regulator mounting)-used with 8N 10000-B only	1	9N, 9NAN, 2N, 2NAN	39-47

• Also furnished in kit.





PART NUMBER	PART NAME	NO. REQ'D	MODEL	YEAR
<b>Battery</b>				
2N 10655-A	Battery assy-with electrolyte-13 plate-domestic	1	9N, 9NAN, 2N, 2NAN, 8N, 8NAN	39-49
2N 10657	Battery assy-dry-for export	1	9N, 9NAN, 2N, 2NAN, 8N, 8NAN	39-49
8N 10673	Plate (voltage regulator mounting)	1	8N, 8NAN	48-49
01A 10720	Plug (battery filler)	3	9N, 9NAN, 2N, 2NAN, 8N, 8NAN	39-49
2N 10721	Cover (battery clamping)	1	9N, 9NAN, 2N, 2NAN	42-47
	350990-S7 Wing nut (hold down bar to cover) -5/16"-24	2	9N, 9NAN, 2N, 2NAN	39-47
	34806-S8 Lockwasher-5/16"			
01A 10726	Insulator (battery strap)	1	9N, 9NAN, 2N, 2NAN	39-47
9N 10728-C	Bar (battery clamp hold down)-RH	1	9N, 9NAN	39-42
2N 10728	Bar (battery clamp hold down)	2	9N, 9NAN, 2N, 2NAN	42-47
8N 10728	Bar (battery clamp hold down)-RH	1	8N, 8NAN	48-49
2N 10732	Support assy (battery and bracket)-replaced by 2N-10734	1	2N, 2NAN	43-47
	355596-S8 Bolt (support to air cleaner) - 7/16"-20 x .68"-carriage	2	9N, 9NAN, 2N, 2NAN	39-47
	350320-S7 Bolt (support to tool box) - 5/16"-24 x .63"-carriage	2	9N, 9NAN, 2N, 2NAN	39-47
	33798-S8 Nut-5/16"-24			
	34806-S8 Lockwasher-5/16"			
8N 10732	Support assy (battery)	1	8N, 8NAN	48-49
	8N-5162 Clamp and cover assy (battery)	1	8N, 8NAN	48-49
	20487-S7 Bolt (battery cover hold-down) - 5/16"-24 x 1.62"	1	8N, 8NAN	48-49
	20497-S8 Bolt (battery cover to battery support)-5/16"-24 x 1 11/16"	1	8N, 8NAN	48-49
	350990-S7 Nut-wing-5/16"-24			
	350996-S2 Nut-speed-5/16"			
	34806-S8 Lockwasher-5/16"			
2N 10734	Support assy (battery and bracket)	1	2N, 2NAN	43-47
9N 10737	Plate (battery cover)	1	9N, 9NAN, 2N, 2NAN	39-47
9N 10748	Bar (battery clamp hold-down)-LH	1	9N, 9NAN	39-42

### Ammeter and Temperature Indicator

9N 10850-B	Ammeter assy	1	9N, 9NAN, 2N, 2NAN, 8N, 8NAN	39-49
8N 10879	Bracket (ammeter clamp)	1	9N, 9NAN, 2N, 2NAN, 8N, 8NAN	39-49
	34079-S8 Nut (ammeter to dash)-No.10-32	2	9N, 9NAN, 2N, 2NAN, 8N, 8NAN	39-49
	34803-S7 Lockwasher-No.10			
● 91A 10882	Clip (electric wiring)-used with 8N 10000-B only	1	9N, 9NAN, 2N, 2NAN	39-47
9NAN 10883	Indicator assy (heat)	1	9NAN, 2NAN, 8NAN	39-49
9NAN 10883	Plate (heat indicator warning)	1	9NAN, 2NAN	39-47
8NAN 10883	Plate (heat indicator warning)	1	8NAN	48-49
2NAN 10931	Bushing (temperature indicator bulb)-use with 9NAN-6050	1	9NAN, 2NAN, 8NAN	39-49

● Also furnished in kit.









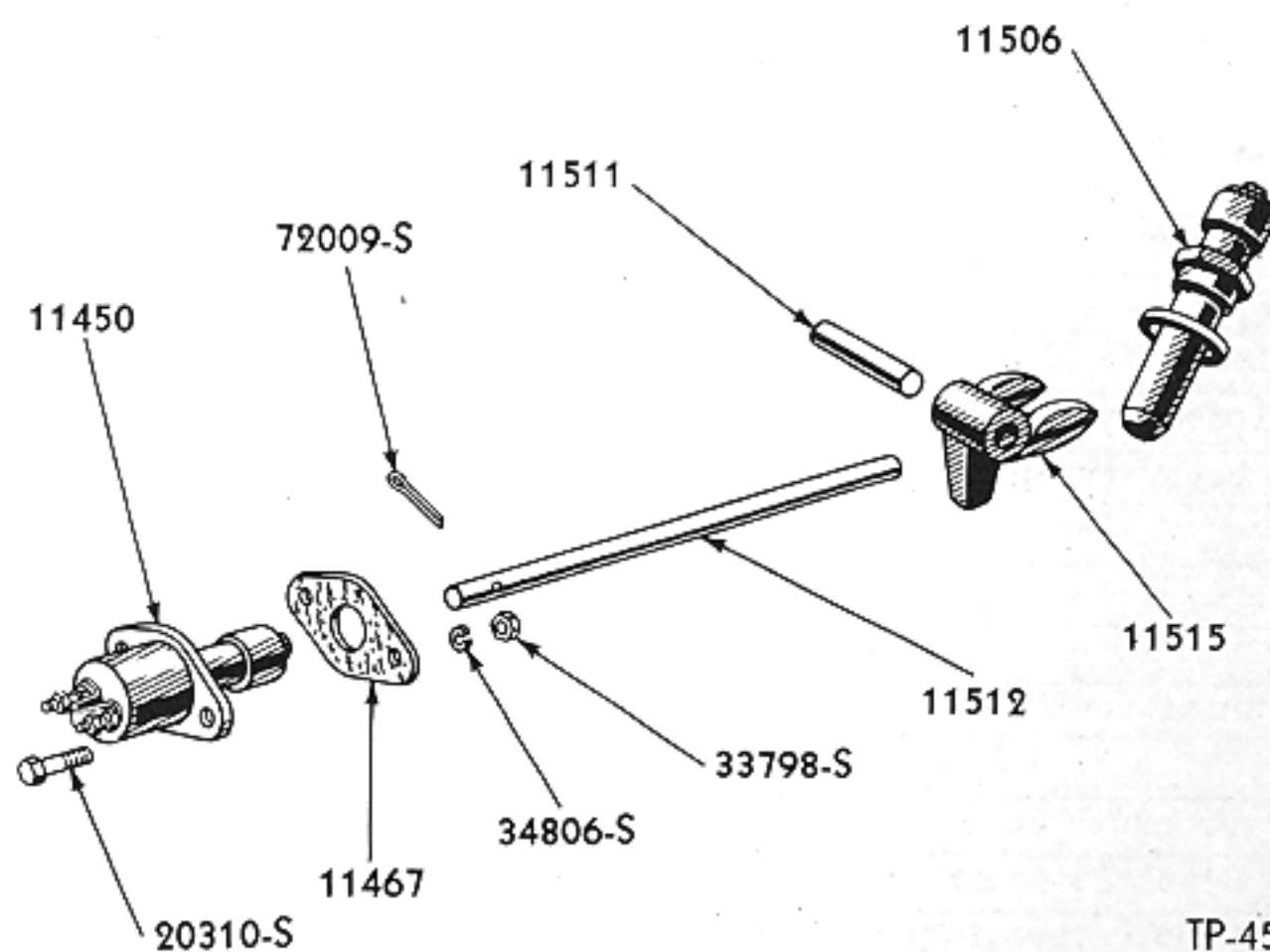
PARTS

CATALOGUE

PART NUMBER	PART NAME	NO. REQ'D	MODEL	YEAR
<b>Starter and Drive</b>				
9N 11001	Starter and drive assy-replaced by 8N-11001.	1	9N, 9NAN, 2N, 2NAN	39-47
8N 11001	Starter and drive assy	1	9N, 9NAN, 2N, 2NAN, 8N, 8NAN	39-49
9N 11002	Starter assy-replaced by 8N 11001	1	9N, 9NAN, 2N, 2NAN	39-47
8N 11002	Starter assy-replaced by 8N 11001	1	9N, 9NAN, 2N, 2NAN, 8N, 8NAN	39-49
	68-10044 Screw (starter pole piece)	4	9N, 9NAN, 2N, 2NAN, 8N, 8NAN	39-49
2N 11004	Cover (starter bore)	1	9NAN, 2NAN	39-47
52 11005	Armature assy (starter)	1	9N, 9NAN, 2N, 2NAN, 8N, 8NAN	39-49
18 11036	Washer (starter armature thrust)-front and rear	2	9N, 9NAN, 2N, 2NAN, 8N, 8NAN	39-49
18 11049	Plate assy (starter brush end)	1	9N, 9NAN, 2N, 2NAN, 8N, 8NAN	39-49
	18-10088 Dowel (starter end plate)	2	9N, 9NAN, 2N, 2NAN, 8N, 8NAN	39-49
	18-10142 Band (starter cover)	1	9N, 9NAN, 2N, 2NAN, 8N, 8NAN	39-49
	27161-S7 Screw (cover band)-No.10-32 x 1 1/4"	1	9N, 9NAN, 2N, 2NAN, 8N, 8NAN	39-49
	34141-S7 Nut-No.10-32			
18 11052	Bearing (starter brush end plate)	1	9N, 9NAN, 2N, 2NAN, 8N, 8NAN	39-49
● 18 11055	Brush assy (starter)-insulated-replaced by 18-11057	2	9N, 9NAN, 2N, 2NAN, 8N, 8NAN	39-49
● 18 11056	Brush assy (starter)-grounded	2	9N, 9NAN, 2N, 2NAN, 8N, 8NAN	39-49
	25231-S7 Screw (brush assy to frame)-No.10-32 x 1/2"	2	9N, 9NAN, 2N, 2NAN, 8N, 8NAN	39-49
18 11057	Brush set (starter)-one set in carton-consists of the following 2-18 11055 Brush 2-18 11056 Brush	1	9N, 9NAN, 2N, 2NAN, 8N, 8NAN	39-49
B 11059	Spring (starter brush)	4	9N, 9NAN, 2N, 2NAN, 8N, 8NAN	39-49
18 11033	Coil (starter field)-left	1	9N, 9NAN, 2N, 2NAN, 8N, 8NAN	39-49
18 11085	Coil (starter field)-right	1	9N, 9NAN, 2N, 2NAN, 8N, 8NAN	39-49
18 11091	Bolt (starter thru)-7.18" long 34806-S8 Lockwasher-5/16"	2	9N, 9NAN, 2N, 2NAN, 8N, 8NAN	39-49
18 11094-B	Washer (starter field terminal)	1	9N, 9NAN, 2N, 2NAN, 8N, 8NAN	39-49
18 11102-B	Terminal (starter field) 33879-S7 Nut (field terminal)-5/16"-24 34806-S8 Lockwasher-5/16" 351360-S Washer-5/16"-flat	2	9N, 9NAN, 2N, 2NAN, 8N, 8NAN	39-49
18 11107-B	Insulator (starter frame to coil)-inner	1	9N, 9NAN, 2N, 2NAN, 8N, 8NAN	39-49
8N 11113	Cover (starter switch terminal)	1	8N, 8NAN	48-49
8N 11115	Cover (starter control wire terminal)	1	8N, 8NAN	48-49
52 11130-A	Plate assy (starter rear end)	1	9N, 9NAN, 2N, 2NAN	39-47
8N 11130	Plate assy (starter rear end)	1	8N, 8NAN	48-49
52 11350-C	Drive assy (starter)	1	9N, 9NAN, 2N, 2NAN, 8N, 8NAN	39-49
52 11365-B	Pin (starter pinion drive)	1	9N, 9NAN, 2N, 2NAN, 8N, 8NAN	39-49
52 11366-B	Screw and shaft assy (starter drive)	1	9N, 9NAN, 2N, 2NAN, 8N, 8NAN	39-49
52 11367	Pinion and barrel assy (starter drive)	1	9N, 9NAN, 2N, 2NAN, 8N, 8NAN	39-49
52 11368	Spring (starter drive meshing)	1	9N, 9NAN, 2N, 2NAN, 8N, 8NAN	39-49
52 11369	Spring (starter drive anti-drift)	1	9N, 9NAN, 2N, 2NAN, 8N, 8NAN	39-49
52 11370	Ring (starter drive pinion and barrel retaining)	1	9N, 9NAN, 2N, 2NAN, 8N, 8NAN	39-49
52 11372	Plate (starter spring anchor)	2	9N, 9NAN, 2N, 2NAN, 8N, 8NAN	39-49
52 11373	Ring (starter drive spring lock)	1	9N, 9NAN, 2N, 2NAN, 8N, 8NAN	39-49
52 11375	Spring (starter drive)	1	9N, 9NAN, 2N, 2NAN, 8N, 8NAN	39-49

● Also furnished in kit. : No Longer Supplied





### 1941-47 STARTER SWITCH AND BUTTON

Basic numbers only shown on illustration. Order by Part Numbers shown in list of parts.

PART NUMBER	PART NAME	NO. REQ'D	MODEL	YEAR 19__
9N 11450-A	Switch assy (starter dash)-2.96" long x 2.38" O.D.	1	9N,9NAN before Serial 12,500	39-42
9N 11450-B	Switch assy (starter dash)-3.40" long x 2" O.D.	1	9N,9NAN,2N,2NAN after Serial 12,499	42-47
8N 11450	Switch assy (starter solenoid)-2.46" long without bracket	1	8N,8NAN	48-49
	33909-S7 Nut (starter solenoid terminal)-5/16"-24	2	8N,8NAN	48-49
	34806-S8 Lockwasher-5/16"			
	34079-S8 Nut (starter solenoid top terminal)-No.10-32-hex	1	8N,8NAN	48-49
	34703-S7 Washer-No.10			
	355147-S8 Screw (starter solenoid switch to starter)-No.10-32	2	8N,8NAN	48-49
2N 11453	Cover (starter switch)	1	9NAN,2NAN	39-47
	20310-S7 Bolt (cover to housing)-5/16"-18 x 1/2"	4	9NAN,2NAN	39-47
	34806-S8 Lockwasher-5/16"			
	20310-S7 Bolt (starter switch to lower housing)-5/16"-18 x 1/2"	2	9N,9NAN,2N,2NAN	39-47
	34806-S8 Lockwasher-5/16"			
	33798-S8 Nut (starter switch post)-5/16"-24	2	9N,9NAN,2N,2NAN	39-47
	34806-S8 Lockwasher-5/16"			
9N 11467	Gasket (starter switch)	1	9N,9NAN,2N,2NAN after Serial 12,499	42-47
8N 11500	Switch assy (starter)	1	8N,8NAN	48-49
	355098-S7 Screw & lockwasher assy (elec. wire to switch)-No.8-32 x 1/4"-round hd.	1	8N,8NAN	48-49
	33949-S Nut (starter switch retaining)-3/4"-16	1	8N,8NAN	48-49
	351217-S Lockwasher-special external tooth-3/4"			





PARTS

CATALOGUE

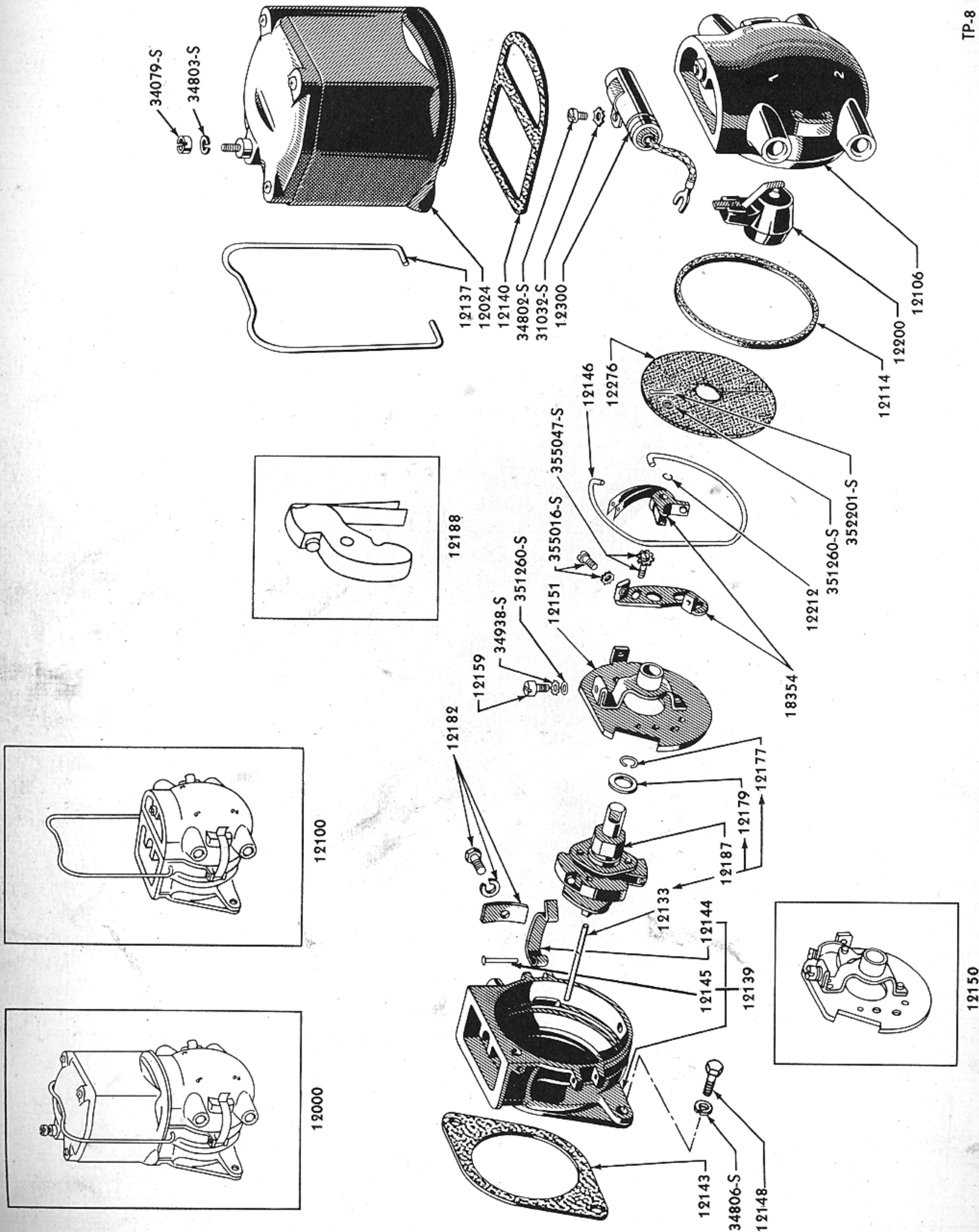
PART NUMBER	PART NAME	NO. REQ'D	MODEL	YEAR
9N 11506	Button assy (starter switch)	1	9N,9NAN,2N,2NAN after Serial 12,499	42-47
9N 11511	Rod (starter push lever)	1	9N,9NAN,2N,2NAN after Serial 12,499	42-47
9N 11512	Rod (starter push)	1	9N,9NAN,2N,2NAN after Serial 12,499	42-47
	72009-S7 Cotter pin (starter push rod)- 3/32" x 5/8"	1	9N,9NAN,2N,2NAN	42-47
2N 11515	Lever (starter push)	1	9N,9NAN,2N,2NAN after Serial 12,499	42-47
8N 11518	Bar (starter solenoid to starter bus)	1	8N,8NAN	48-49
	33798-S8 Nut (bus bar to starter)-5/16"- hex	1	8N,8NAN	48-49
	34806-S8 Lockwasher-5/16"			
8N 11529	Gasket (starter switch to transmission cover)	1	8N,8NAN	48-49
9N 11576	Key (ignition lock)-blank		Refer to 9N 3685-C	

### Lighting Switch

9N 11652	Switch assy (lighting)-used with 8N 11671 bracket on bottom of instrument panel	1	9N,9NAN,2N,2NAN,8N,8NAN	39-49
	9N-9703 Knob (light switch)	1	9N,9NAN,2N,2NAN,8N,8NAN	39-49
9N 11653-B	Wiring (lighting kit)	1	9N,9NAN,2N,2NAN	39-47
	9N-17667 Clip (wiring)	3	9N,9NAN,2N,2NAN	39-47
	9N-17668 Clip (wiring)	9	9N,9NAN,2N,2NAN	39-47
8N 11653-A	Wiring (lighting kit)-used in 8N 18438-A & B	1	8N,8NAN	48-49
• 8N 11653-B	Wiring assy (lighting switch to headlamps)-used in 8N 13109	1	8N,8NAN	49
	B-14487 Connector & sleeve assy (bullet terminal)	As Reqd	8N,8NAN	49
	358297-S32 Clip (headlamp wiring)	7	8N,8NAN	48-49
• 8N 11654	Switch assy (lighting)-through instrument panel	1	8N,8NAN	49
	351001-S7 Nut (light switch to instrument panel-3/8"-24-hex-brass	1	9N,9NAN,2N,2NAN,8N,8NAN	39-49
	34807-S8 Lockwasher-3/8"			
8N 11671	Bracket (lighting switch)-used with 9N 11652	1	9N,9NAN,2N,2NAN,8N,8NAN	39-49

• Also furnished in kit.





TP-8

**1939-49 DISTRIBUTOR AND COIL ASSEMBLY**  
Basic numbers only shown on illustration. Order by Part Numbers shown in list of parts.





PARTS

TRACTOR

CATALOGUE

PART NUMBER	PART NAME	NO. REQ'D	MODEL	YEAR
<b>Distributor and Coil</b>				
9N 12000	Distributor and coil assy	1	9N, 9NAN, 2N, 2NAN, 8N, 8NAN	39-49
9N 12024	Coil assy (ignition)	1	9N, 9NAN, 2N, 2NAN, 8N, 8NAN	39-49
	350830-S7 Nut (primary post)-No.8	1	9N, 9NAN, 2N, 2NAN, 8N, 8NAN	39-48
	34079-S8 Nut (primary post)-No.10-32	1	8N, 8NAN	48-49
	34802-S7 Lockwasher-No.8			
	34803-S8 Lockwasher-No.10			
9N 12100	Distributor assy-less coil	1	9N, 9NAN, 2N, 2NAN, 8N, 8NAN	39-49
9N 12104	Kit (distributor gasket)-consists of the following 1-91A 12114 Gasket 1- 9N 12143 Gasket 1- 9N 12140 Gasket 1- 9N 12276 Cover	1	9N, 9NAN, 2N, 2NAN, 8N, 8NAN	39-49
	9N-18354 Kit (distributor point)-consists of the following 1- 9N 12162 Arm 1- 68 12219 Contact	1	9N, 9NAN, 2N, 2NAN, 8N, 8NAN	39-49
	351260-S Washer (breaker arm to post)-brass-.19" I.D. x .31" O.D. x .02" thick	1	9N, 9NAN, 2N, 2NAN, 8N, 8NAN	39-49
	352201-S Cotter pin-3/64" x .31"			
9N 12106-B	Housing (distributor terminal)	1	9N, 9NAN, 2N, 2NAN, 8N, 8NAN	39-49
	31032-S7 Screw (condenser brkt. to dist. base)-No.8-32 x 1/4"	1	9N, 9NAN, 2N, 2NAN, 8N, 8NAN	39-49
	34802-S7 Lockwasher-No.8			
9N 12112	Conduit (spark plug wiring)-for battery ignition	1	9N, 9NAN, 2N, 2NAN	39-47
2N 12112	Conduit (spark plug wiring)-for magneto conversion	1	9N, 9NAN, 2N, 2NAN	39-47
8N 12112	Conduit (spark plug wiring)	1	8N, 8NAN	48-49
● 2N 12113	Insulator (distributor spark plug wire)	4	9N, 9NAN, 2N, 2NAN, 8N, 8NAN	39-49
● 91A 12114	Gasket (distributor terminal housing to base)	1	9N, 9NAN, 2N, 2NAN, 8N, 8NAN	39-49
91A 12133	Wick (distributor shaft)	1	9N, 9NAN, 2N, 2NAN, 8N, 8NAN	39-49
9N 12137	Bail (distributor coil)	1	9N, 9NAN, 2N, 2NAN, 8N, 8NAN	39-49
9N 12139	Base and clamp assy (distributor)	1	9N, 9NAN, 2N, 2NAN, 8N, 8NAN	39-49
● 9N 12140	Gasket (distributor coil)	1	9N, 9NAN, 2N, 2NAN, 8N, 8NAN	39-49
● 9N 12143	Gasket (distributor base)	1	9N, 9NAN, 2N, 2NAN, 8N, 8NAN	39-49
● 9N 12143	Gasket (magneto lower housing)		Refer to 2N-12599	
9N 12144	Clamp (distributor terminal housing to base)	2	9N, 9NAN, 2N, 2NAN, 8N, 8NAN	39-49
B 12145	Rivet (distributor clamp)-.11" Dia. x .94" long	2	9N, 9NAN, 2N, 2NAN, 8N, 8NAN	39-49
91A 12146	Spring (distributor base)	1	9N, 9NAN, 2N, 2NAN, 8N, 8NAN	39-49
9N 12147	Cap (distributor vent)	2	9N, 9NAN, 2N, 2NAN	39-47
48 12148	Screw (dist. to front cover)-5/16"-18 x .87"-hex hd.	2	9N, 9NAN, 2N, 2NAN, 8N, 8NAN	39-49
	34806-S8 Lockwasher-5/16"			
48 12148	Screw (magneto to engine)-5/16"-18 x .87"-hex head		Refer to 2N-12500-A	
9N 12150	Breaker assy (distributor)	1	9N, 9NAN, 2N, 2NAN, 8N, 8NAN	39-49
	355047-S7 Screw and lockwasher assy (breaker spring conductor to contact brkt.)-No.8-32 x .19"	2	9N, 9NAN, 2N, 2NAN, 8N, 8NAN	39-49
	355016-S7 Screw and washer assy (breaker spring conductor to contact bracket)-No.6-32 x 5/16"	1	9N, 9NAN, 2N, 2NAN, 8N, 8NAN	39-49
9N 12151	Plate assy (distributor breaker)	1	9N, 9NAN, 2N, 2NAN, 8N, 8NAN	39-49
91A 12159	Screw (condenser primary contact)	1	9N, 9NAN, 2N, 2NAN, 8N, 8NAN	39-49
	34938-S8 Washer-No.8-external tooth	1	9N, 9NAN, 2N, 2NAN, 8N, 8NAN	39-49
	351260-S Washer-plain brass-.187" I.D. x .31" O.D. x .02" thick	1	9N, 9NAN, 2N, 2NAN, 8N, 8NAN	39-49
● 9N 12162	Arm assy (distributor breaker)-replaced by 9N 18354	1	9N, 9NAN, 2N, 2NAN, 8N, 8NAN	39-49
91A 12177	Retainer (distributor cam)	1	9N, 9NAN, 2N, 2NAN, 8N, 8NAN	39-49
91A 12179	Washer (dist. cam retainer)-.43" I.D. x .75" O.D.	1	9N, 9NAN, 2N, 2NAN, 8N, 8NAN	39-49
59A 12182-A	Screw and lockwasher assy (distributor)	1	9N, 9NAN, 2N, 2NAN, 8N, 8NAN	39-49
9N 12187	Shaft, cam and weights assy (distributor)	1	9N, 9NAN, 2N, 2NAN, 8N, 8NAN	39-49
9N 12188	Weight assy (distributor)	2	9N, 9NAN, 2N, 2NAN, 8N, 8NAN	39-49

● Also furnished in kit.





PART NUMBER	PART NAME	NO. REQ'D	MODEL	YEAR
9N 12200	Rotor assy (distributor)	1	9N, 9NAN, 2N, 2NAN, 8N, 8NAN	39-49
91A 12212	Retainer (distributor weight)	2	9N, 9NAN, 2N, 2NAN, 8N, 8NAN	39-49
● 68 12219	Bracket assy (distributor contact)-repl.by 9N 18354	1	9N, 9NAN, 2N, 2NAN, 8N, 8NAN	39-49
9N 12250-B	Resistor assy (ignition coil)	1	9N, 9NAN, 2N, 2NAN	39-47
8N 12250	Resistor assy (ignition coil)	1	8N	48-49
8NAN 12250	Resistor assy (ignition coil)	1	9NAN, 2NAN, 8NAN	48-49
	34052-S8 Nut (ignition coil resistor terminals)-No.8-32-hex	6	9N, 9NAN, 2N, 2NAN, 8N, 8NAN	39-49
	34802-S7 Lockwasher-No.8			
	41843-S8 Screw (resistor to dash)-No.12 x 5/8"-flat head	2	8N, 8NAN	48-49
9N 12259-A	Kit (spark plug wire)-consists of the following 4- 2N 12113 Insulator 1- 9N 12284 Wire-No.2 1- 9N 12283 Wire-No.3 1- 9N 12286 Wire-No.4 1- 9N 12287-A Wire-No.1 1- 9N 12287-B Wire-No.1	1	9N, 9NAN, 2N, 2NAN	39-47
9N 12259-B	Kit (spark plug wire)-consists of the following 4- 2N 12113 Insulator 1- 9N 12284 Wire-No.2 1- 9N 12283 Wire-No.3 1- 9N 12286 Wire-No.4 1- 9N 12287-A Wire-No.1 1- 9N 12287-B Wire-No.1	1	8N, 8NAN	48-49
● 9N 12276	Cover (distributor breaker)	1	9N, 9NAN, 2N, 2NAN, 8N, 8NAN	39-49

### Ignition Wiring

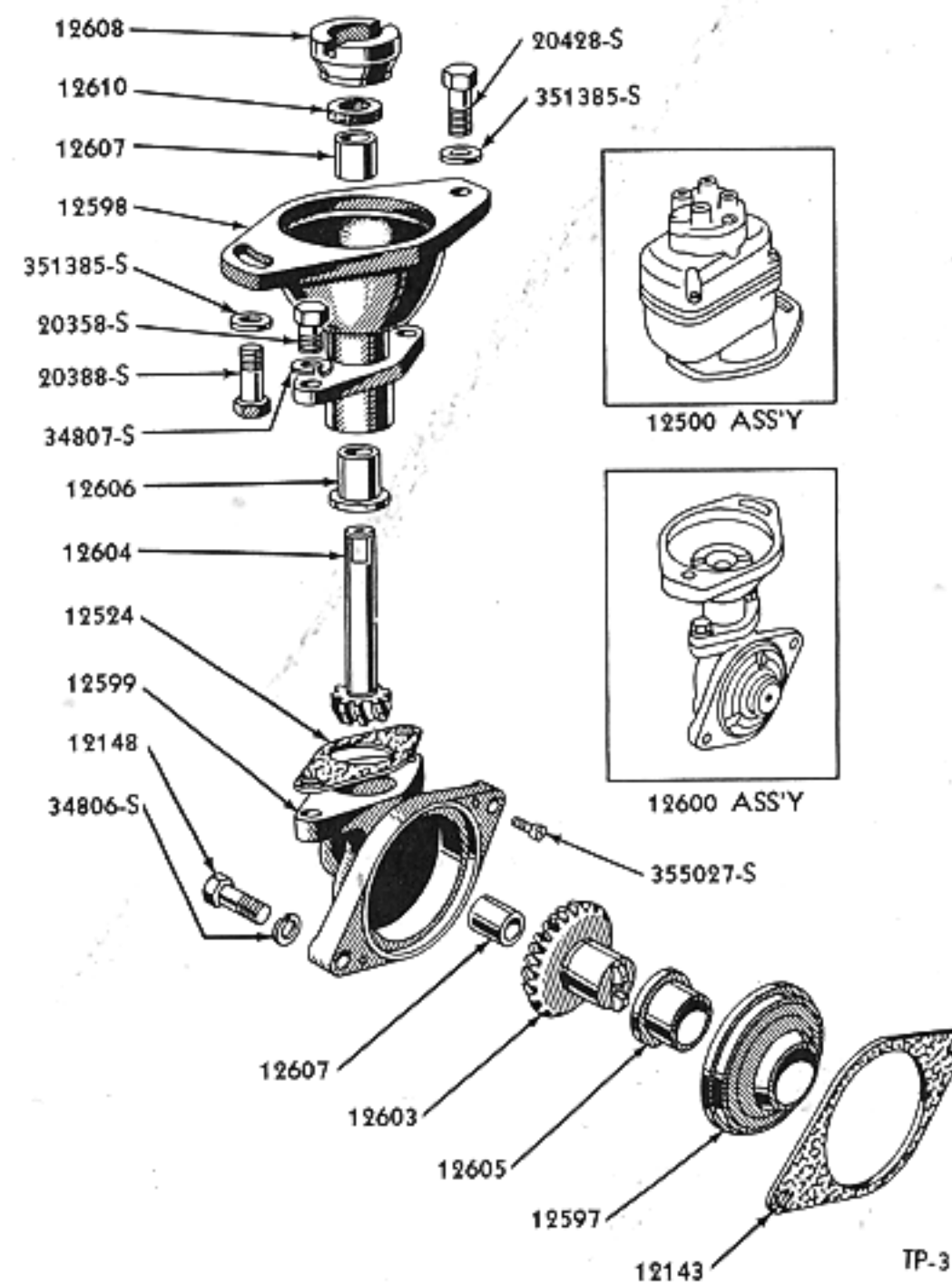
9N 12278	Insulator (spark plug wire)	2	9N, 9NAN, 2N, 2NAN	39-47
2N 12281-A	Conduit and wiring assy (magneto to spark plug)- replaced by the following 1- 2N 12112 Conduit 1- 2N 12286 Wire-No.4 1- 2N 12283 Wire-No.3 1- 2N 12287 Wire-No.1 1- 2N 12284 Wire-No.2	1	9N, 9NAN, 2N, 2NAN	42-47
2N 12281-B	Conduit and wire assy (distributor to spark plug) - use with ignition lock 2N-3679	1	9N, 9NAN, 2N, 2NAN	39-47
8N 12281-B	Conduit and wire assy (distributor to spark plug)	1	8N, 8NAN	48-49
● 9N 12283	Wire assy (distributor to spark plug No. 3)-27.50" long-black insulation with green "X" tracer	1	9N, 9NAN, 2N, 2NAN, 8N, 8NAN	39-49
2N 12283	Wire assy (magneto to spark plug No.3)-21.75" long- green tracer	1	9N, 9NAN, 2N, 2NAN	39-47
● 9N 12284	Wire assy (distributor to spark plug No. 2)-24.50" long-black insulation with blue "X" tracer	1	9N, 9NAN, 2N, 2NAN, 8N, 8NAN	39-49
2N 12284	Wire assy (magneto to spark plug No.2)-17.50" long- blue tracer	1	9N, 9NAN, 2N, 2NAN	39-47
● 9N 12286	Wire assy (distributor to spark plug No.4)-33.00" long-black insulation with yellow "X" tracer	1	9N, 9NAN, 2N, 2NAN, 8N, 8NAN	39-49
2N 12286	Wire assy (magneto to spark plug No.4)-27.00" long- yellow tracer	1	9N, 9NAN, 2N, 2NAN	39-47
● 9N 12287-A	Wire assy (distributor to spark plug No.1)-21.50" long-black insulation with red "X" tracer	1	9N, 9NAN, 2N, 2NAN	39-47
● 9N 12287-B	Wire assy (distributor to spark plug No.1) - 17.50" long-black with red "X" tracer	1	9N, 9NAN, 2N, 2NAN, 8N, 8NAN	39-49
2N 12287	Wire assy (magneto to spark plug No.1)-14.50" long- red tracer	1	9N, 9NAN, 2N, 2NAN	39-47

### Condenser and Spark Plugs

91A 12300	Condenser assy	1	9N, 9NAN, 2N, 2NAN, 8N, 8NAN	39-49
	31032-S7 Screw (condenser bracket to distributor base) #8-32 x 1/4"-fillister head	1	9N, 9NAN, 2N, 2NAN, 8N, 8NAN	39-49
	34802-S7 Lockwasher-No.8			
9N 12405	Spark plug (type H-10)	4	9N, 9NAN, 2N, 2NAN, 8N	39-49
9NANF 12405	Spark plug (type J-10)	4	9NAN, 2NAN, 8NAN	39-49
B 12410	Gasket (starter button to housing)	1	9N, 9NAN, 2N, 2NAN after Serial 12,499	42-47
01A 12410-A	Gasket (spark plug)	4	9N, 9NAN, 2N, 2NAN, 8N, 8NAN	39-49
2N 12426	Adapter (spark plug)	4	9N, 9NAN, 2N, 2NAN, 8N, 8NAN	39-49

● Also furnished in kit.



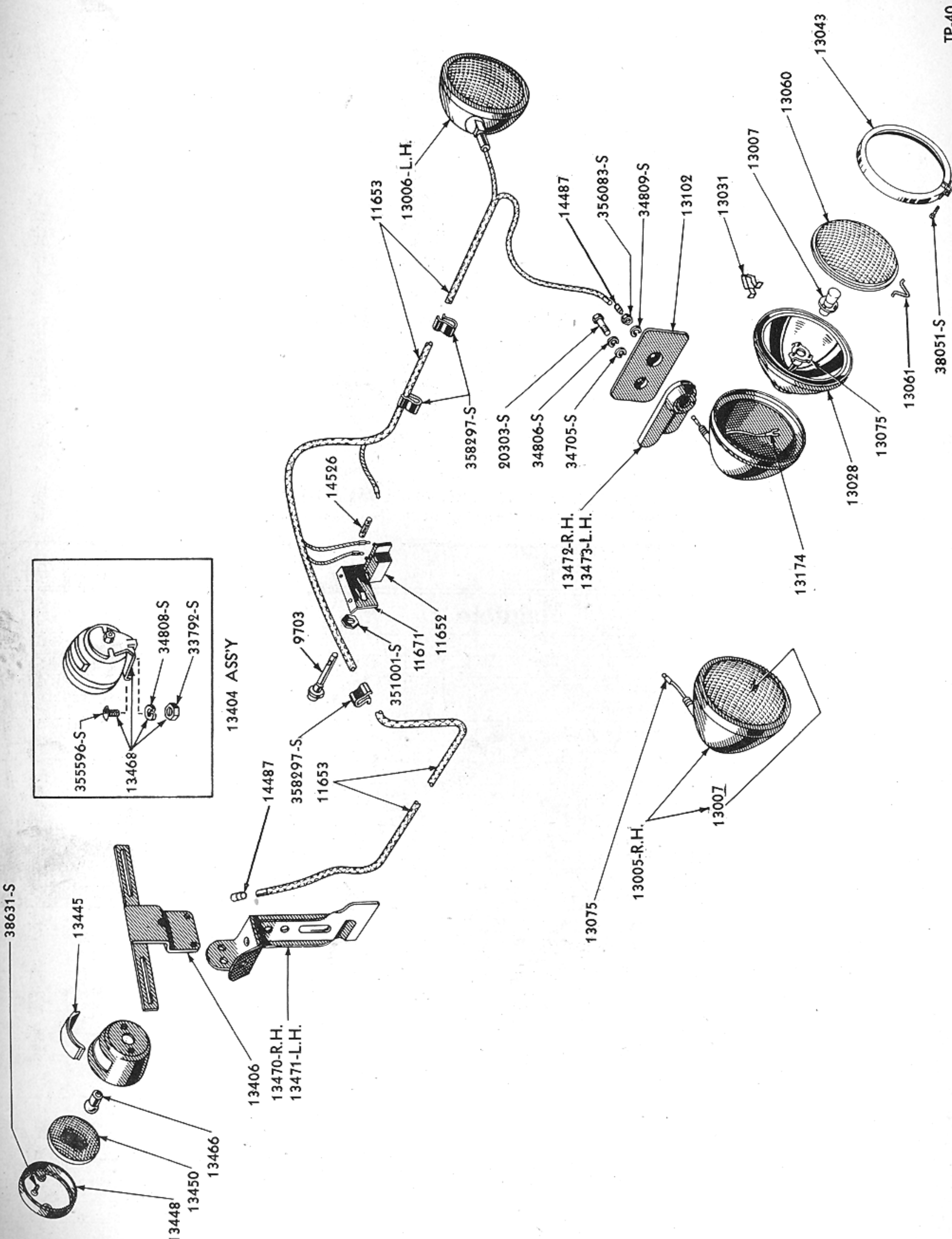


### 1939-47 MAGNETO AND DRIVE ASSEMBLY

Basic numbers only shown on illustration. Order by Part Numbers shown in list of parts.

PART NUMBER	PART NAME	NO. REQ'D	MODEL	YEAR 19
<b>Magneto</b>				
2N 12500-A	Magneto assy (complete)	1	2N, 2NAN	43-47
2N 12524	Gasket (magneto drive)	1	2N, 2NAN	43-47
	48-12148 Bolt (magneto to engine front)- 5/16"-18 x .87"-hex head	2	2N, 2NAN	43-47
	34806-S7 Lockwasher-5/16"			
2N 12597	Plate assy (magneto drive adapter)	1	2N, 2NAN	43-47
2N 12598	Housing assy (upper magneto drive)	1	2N, 2NAN	43-47
	20388-S8 Bolt (magneto to upper magneto drive housing)-3/8"-16 x 1"	1	2N, 2NAN	43-47
	20428-S Bolt(magneto to upper magneto dr. hsg.)-3/8"-16 x 1 1/4"-hex hd.	1	2N, 2NAN	43-47
	351385-S7 Washer-flat-3/8"			
2N 12599	Housing assy (lower magneto drive)	1	2N, 2NAN	43-47
	9N-12143 Gasket (magneto lower housing)	1	2N, 2NAN	43-47
	20358-S Bolt(upper to lower magneto dr. hsg.)-3/8"-16 x 13/16"-hex hd.	2	2N, 2NAN	43-47
	34807-S8 Lockwasher-3/8"			
	355027-S Screw(lower magneto drive hsg.) fill. head-No.6-32 x .28"	2	2N, 2NAN	43-47
2N 12600	Drive assy (magneto)	1	2N, 2NAN	43-47
2N 12603	Gear assy (magneto drive drive)-service in sets with matched gear-2N 12604	1	2N, 2NAN	43-47
2N 12604	Gear (magneto drive driven)-service in sets with matched gear-2N 12603	1	2N, 2NAN	43-47
2N 12605	Bushing (lower magneto drive flange)	1	2N, 2NAN	43-47
2N 12606	Bushing (upper magneto drive flange)	1	2N, 2NAN	43-47
2N 12607	Bushing (magneto drive upper drive shaft)	1	2N, 2NAN	43-47
2N 12607	Bushing (magneto drive lower drive shaft)	1	2N, 2NAN	43-47
2N 12608	Coupling (magneto drive)	1	2N, 2NAN	43-47
2N 12610	Wick (magneto drive oil reservoir)	1	2N, 2NAN	43-47

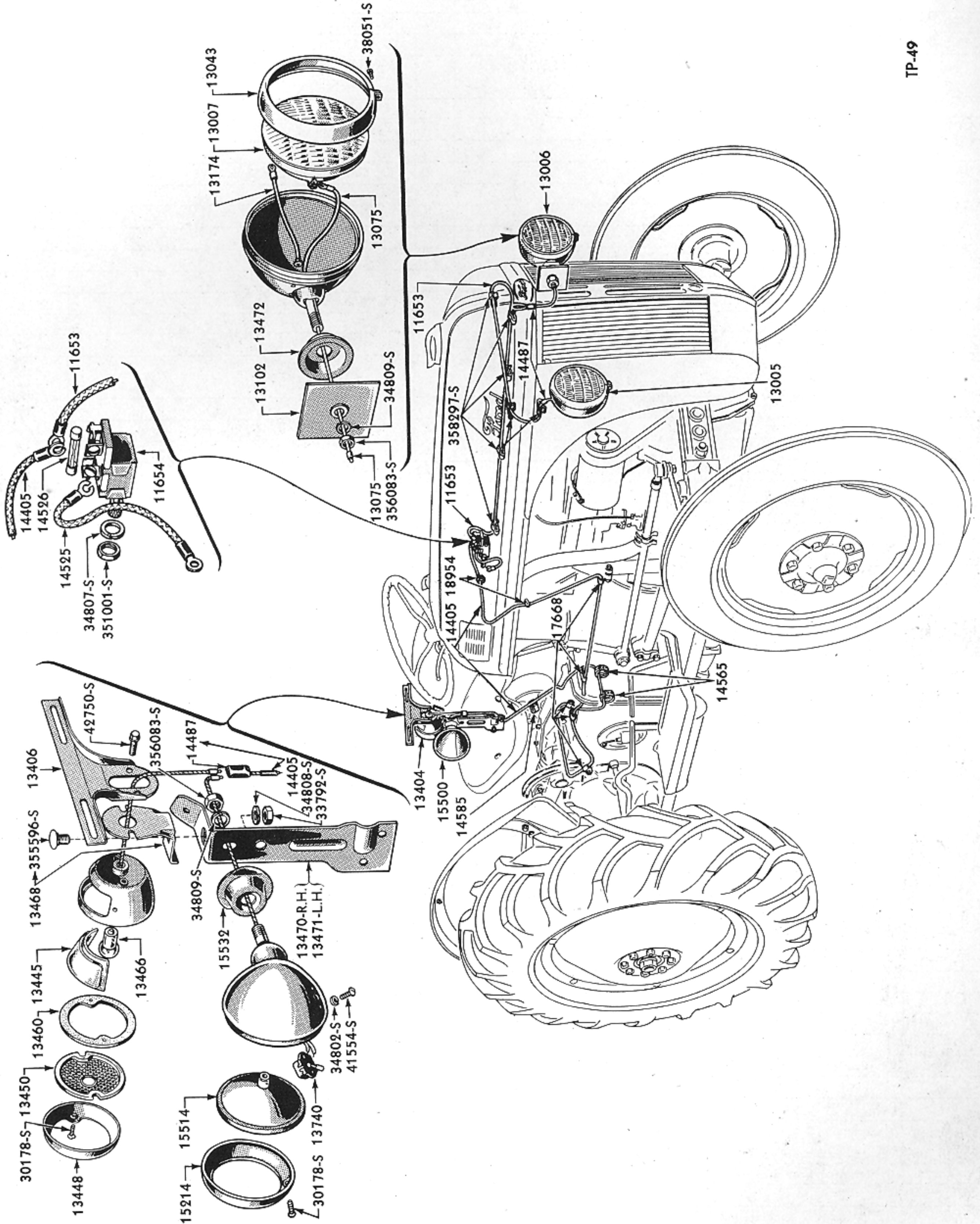




TP-40

**1939-49 LIGHTING KIT AND WIRING ASSEMBLY**  
 Basic numbers only shown on illustration. Order by Part Numbers shown in list of parts.





TP-49

1949 LIGHTING KITS (INCLUDING IMPLEMENT LAMP) AND WIRING ASSEMBLY

Basic numbers only shown on illustration. Order by Part Numbers shown in list of parts.





PART NUMBER	PART NAME	NO. REQ'D	MODEL	YEAR
<b>Lamps, Less Implement Lamp</b>				
• 2N 13005-C	Headlamp assy-RH	1	9N, 9NAN, 2N, 2NAN, 8N, 8NAN	39-49
• 2N 13006-C	Headlamp assy-LH	1	9N, 9NAN, 2N, 2NAN, 8N, 8NAN	39-49
	356083-S7 Nut (headlamp to side panel)- 1/2"-20-hex	2	9N, 9NAN, 2N, 2NAN, 8N, 8NAN	39-49
	34809-S7 Lockwasher-1/2"			
9N 13007	Bulb (headlamp)	2	9N, 9NAN, 2N, 2NAN	39-47
2N 13007-C	Bulb (headlamp)-sealed beam	2	9N, 9NAN, 2N, 2NAN, 8N, 8NAN	39-49
9N 13028	Reflector (headlamp)	2	9N, 9NAN, 2N, 2NAN	39-47
9N 13031	Spring (headlamp reflector retaining)	2	9N, 9NAN, 2N, 2NAN	39-43
2N 13043	Door assy (headlamp)-used in 2N 13005-C & 2N 13006-C	2	9N, 9NAN, 2N, 2NAN, 8N, 8NAN	39-49
9N 13045	Door (headlamp)	2	9N, 9NAN, 2N, 2NAN	39-47
	38051-S Screw (headlamp door)-No.8-32 x 1/2"	2	9N, 9NAN, 2N, 2NAN, 8N, 8NAN	39-49
9N 13060	Lens (headlamp)	2	9N, 9NAN, 2N, 2NAN	39-43
9N 13061	Spring (headlamp lens retaining)	2	9N, 9NAN, 2N, 2NAN	39-43
9N 13075	Socket and wire assy (headlamp)	2	9N, 9NAN, 2N, 2NAN	39-43
2N 13075	Socket and wire assy (headlamp)-sealed beam lamp	2	2N, 2NAN, 8N, 8NAN	43-49
9N 13102	Reinforcement (headlamp bracket)-used in 18438 kits	2	9N, 9NAN, 2N, 2NAN, 8N, 8NAN	39-49
• 8N 13102	Reinforcement (headlamp bracket)-used in 8N 13109 kit	2	8N, 8NAN	49
8N 13109	Kit (headlamp)-consists of the following 1-SK 3209 Template 2-8N 13472 Bracket 1-SK 8N 11653-B Sketch 1-8N 14525-B Wiring 1- 8N 11653-B Wiring 1- B 14526 Fuse 1- 8N 11654 Switch 1- 34807-S8 Lockwasher 1- 2N 13005-C Headlamp 2- 34809-S8 Lockwasher 1- 2N 13006-C Headlamp 1- 351001-S8 Nut 2- 8N 13102 Reinf. 7- 358297-S32 Clip 2- 356083-S7 Nut	1	8N, 8NAN	49
2N 13174	Wire (headlamp ground)	2	9N, 9NAN, 2N, 2NAN, 8N, 8NAN	39-49
M 13243	Enamel (medium gray)-air dry		Refer to Paints Group	
9N 13404	Lamp and bracket assy (rear)-includes bracket 9N 13468-replaced by 8N 13404	1	9N, 9NAN, 2N, 2NAN, 8N, 8NAN	39-49
8N 13404	Lamp and bracket assy(rear)-includes brkt. 8N 13468	1	8N, 8NAN	49
8N 13406	Bracket (rear license)	1	9N, 9NAN, 2N, 2NAN, 8N, 8NAN	39-49

• Also furnished in kit.





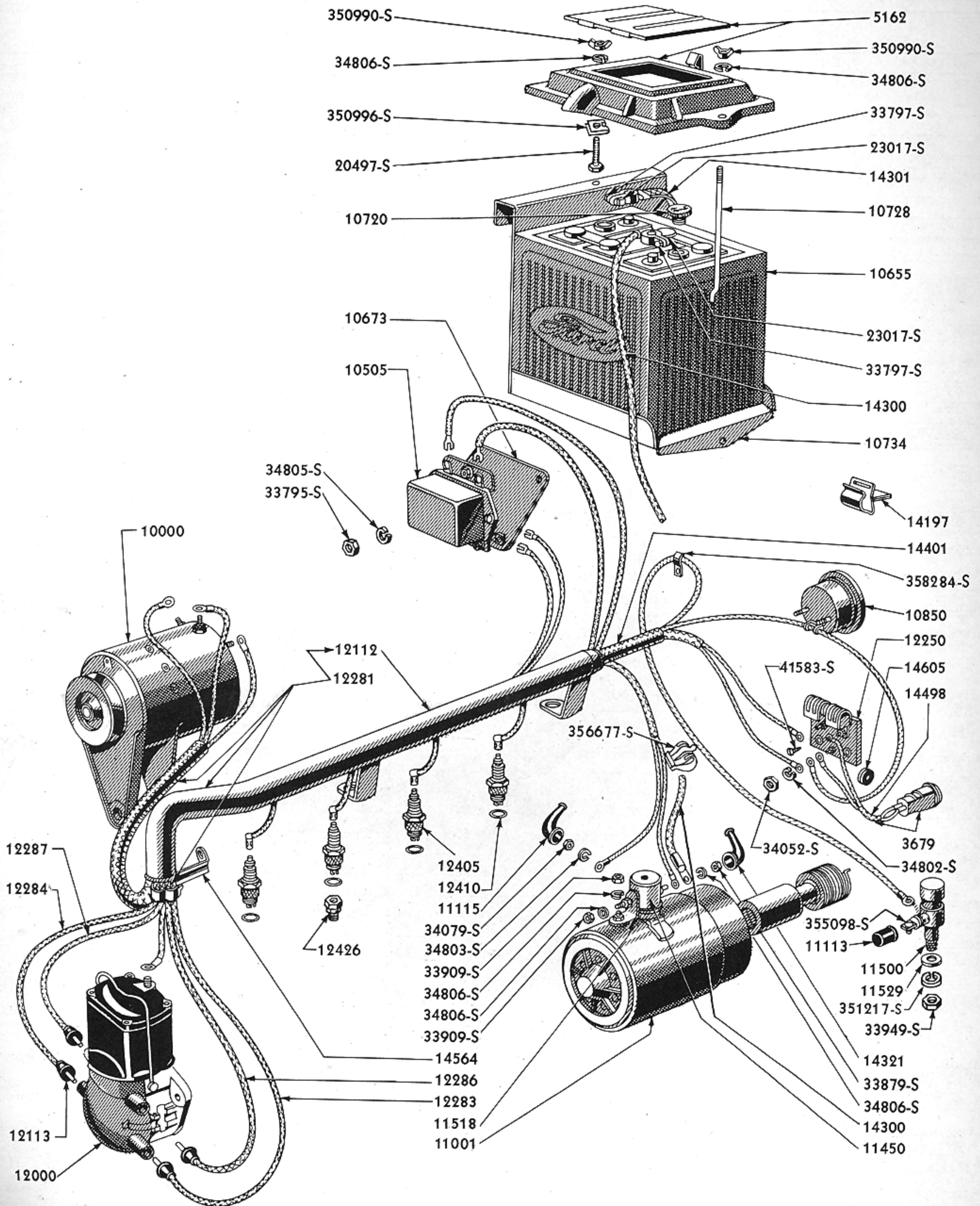
## PARTS

## CATALOGUE

PART NUMBER	PART NAME	NO. REQ'D	MODEL	YEAR
9N 13445	Lens (rear lamp)-white-license identification-used in 9N 13404	1	9N, 9NAN, 2N, 2NAN, 8N, 8NAN	39-49
40 13445	Lens (rear lamp)-white-license identification-used in 8N 13404	1	8N, 8NAN	49
9N 13448	Door (rear lamp)-used in 9N 13404	1	9N, 9NAN, 2N, 2NAN, 8N, 8NAN	39-49
	38631-S13 Screw (rear lamp door)-No.6-32 x 1/2"	2	9N, 9NAN, 2N, 2NAN, 8N, 8NAN	39-49
40 13448	Door (rear lamp)-used in 8N 13404	1	8N, 8NAN	49
	30178-S13 Screw (lamp door to body)-#8-32 x 5/8"-oval head	2	8N, 8NAN	49
9N 13450	Lens (rear lamp)-red warning-used in 9N 13404	1	9N, 9NAN, 2N, 2NAN, 8N, 8NAN	39-49
40 13450-A	Lens (rear lamp)-red warning-used in 8N 13404	1	8N, 8NAN	49
40 13460	Gasket (rear lamp door)-used with 40 13450-A	1	8N, 8NAN	49
B 13466	Bulb (rear lamp)	1	9N, 9NAN, 2N, 2NAN, 8N, 8NAN	39-49
9N 13468	Bracket (rear lamp)-with round holes for lamp attaching screws-replaced by 8N 13468	1	9N, 9NAN, 2N, 2NAN, 8N, 8NAN	39-49
8N 13468	Bracket (rear lamp)-with oblong openings for lamp attaching screws	1	8N, 8NAN	49
	355596-S8 Bolt (rear lamp to bracket)-7/16"-20 x .68"-carriage	1	9N, 9NAN, 2N, 2NAN, 8N, 8NAN	39-49
	33792-S8 Nut-7/16"-20			
	34808-S7 Lockwasher-7/16"			
	42750-S8 Screw & lockwasher (lamp brkt. to lamp)-7/16"-28 x 1/2"-hex hd.	2	8N, 8NAN	49
9N 13470	Bracket (fender lamp)-RH	1	9N, 9NAN, 2N, 2NAN, 8N, 8NAN	39-49
• 9N 13471	Bracket (fender lamp)-LH	1	9N, 9NAN, 2N, 2NAN, 8N, 8NAN	39-49
2N 13472-A	Medallion (headlamp mounting)-RH-wing style	1	9N, 9NAN, 2N, 2NAN, 8N, 8NAN	39-49
• 8N 13472	Bracket (headlamp)-round	2	8N, 8NAN	49
2N 13473-A	Medallion (headlamp mounting)-LH-wing style	1	9N, 9NAN, 2N, 2NAN, 8N, 8NAN	39-49
9N 13603	Socket & wiring assy (conduit to indicator lamp)	1	9N, 9NAN	39-40
21C 13740	Switch assy (implement lamp)		Refer to 8N 15500	
51C 14197	Clip (electric wiring to instrument panel support bracket)-7/16"	1	8N, 8NAN	48-49
8M 14197	Clip (electric wiring to instrument panel brace)-17/32"	1	8N, 8NAN	48-49

• Also furnished in kit.





TP-33

**1948-49 ELECTRICAL WIRING AND RELATED PARTS**

Basic numbers only shown on illustration. Order by Part Numbers shown in list of parts.





PARTS

CATALOGUE

PART NUMBER	PART NAME	NO. REQ'D	MODEL	YEAR
<b>Battery Cables</b>				
9N 14300-A	Cable assy (battery to starter switch)-18.25" long	1	9N,9NAN before Serial 12,500	39-42
9N 14300-C	Cable assy (battery to starter switch)-20" long	1	9N,9NAN,2N,2NAN after Serial 12,499	42-47
8N 14300	Cable assy (battery to starter solenoid)-10 1/2" long	1	8N,8NAN	48-49
	33798-S8 Nut (cable to solenoid)- 5/16"-24	1	8N,8NAN	48-49
	34806-S8 Lockwasher 5/16"			
	23017-S16 Bolt (starter switch cable terminal to battery post)- 5/16"-18 x 1-1/4"-square head	1	9N,9NAN,2N,8N,8NAN	39-49
	33797-S16 Nut-5/16"-18			
9N 14301	Strap assy (battery to ground)-5 1/2" long	1	9N,9NAN,2N,2NAN	39-47
8N 14301	Strap assy (battery to ground)-9.75" long	1	8N,8NAN	48-49
	23017-S16 Bolt (ground terminal to battery post)-5/16"-18 x 1-1/4" square head	1	9N,9NAN,2N,2NAN,8N,8NAN	39-49
	33797-S16 Nut-5/16"-18			
• 2N 14305	Wiring assy (generator to voltage regulator assy)	1	9N,9NAN,2N,2NAN	39-47
86H 14321-A	Cover (starter cable terminal)-rubber	1	8N,8NAN	48-49
9N 14377	Connector assy (ignition switch to resistor)	1	9N,9NAN,2N,2NAN	39-43

### Ignition Wiring

9N 14401-B	Wiring assy (main)-less conduit and spark plug wires	1	9N,9NAN,2N,2NAN	39-43
9N 14401-C	Wiring assy (main)-less conduit and spark plug wires -with 10 connecting wires extending from rear of harness	1	9N,9NAN,2N,2NAN	39-43
	9N-2279 Clip (wiring)-for tractors having ignition switch on RH side of instrument panel	1	9N,9NAN,2N,2NAN	39-43
2N 14401	Wiring assy (main)-less conduit and spark plug wires -with 6 connecting wires extending from rear of harness	1	2N,2NAN	43-47
8N 14401-B	Wiring assy (main)-less conduit and spark plug wires -contains 14 terminals	1	8N,8NAN	48-49
	356677-S32 Clip (starter switch wire to pitman arm cover)	1	8N,8NAN	48-49
	358284-S32 Clip (wiring assy to battery bracket)	1	8N,8NAN	48-49
• 8N 14405	Wiring (switch to rear lamps)	1	8N,8NAN	49
	59A-14487 Connector assy (wiring)	As Reqd	8N,8NAN	49
	8N-14565 Clip (rear lamp wire to brake actuating shaft)	2	8N,8NAN	48-49
	B-14585 Clip (rear lamp wire to fender support flange)	1	8N,8NAN	49
	9N-17668 Clip (rear lamp wire)	6	8N,8NAN	49
	8L-18954 Clamp (rear lamp wire to cowl wiring)	2	8N,8NAN	49

• Also furnished in kit.





PARTS

CATALOGUE

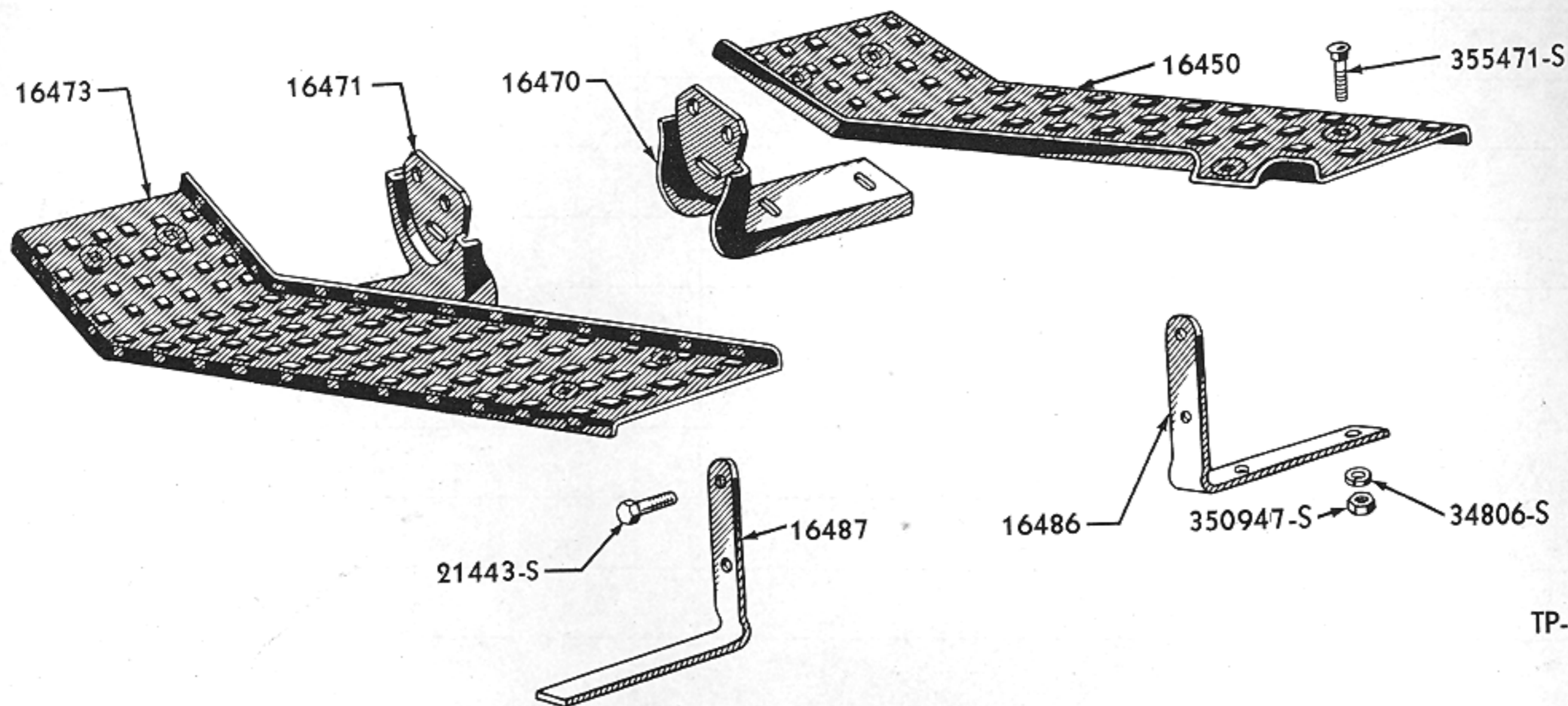
PART NUMBER	PART NAME	NO. REQ'D	MODEL	YEAR
9N 14431-A	Cable assy (switch to starter)-25.75" long with 1 90° connector and 1 straight connector	1	9N, 9NAN before Serial 12,500	39-42
9N 14431-B	Cable assy (switch to starter)-13.00" long-straight connectors	1	9N, 9NAN, 2N, 2NAN after Serial 12,499	42-47
B 14487	Connector & sleeve assy (bullet terminal)		Refer to 8N 11653-B	
59A 14487	Connector assy (wiring)		Refer to 8N 14405	
9N 14487	Connector assy (headlamp)	2	9N, 9NAN, 2N, 2NAN, 8N, 8NAN	39-48
9N 14498	Wire assy (ignition switch to junction terminal and coil)-10" long	1	9N, 9NAN, 2N, 2NAN	39-47
2N 14498	Wire assy (ignition switch to junction terminal and coil)-12" long-replaced by 8N 14498-C	1	2N, 2NAN	42-47
8N 14498-C	Wiring assy (ignition lock)-replaced by 8N 3679-C	1	8N, 8NAN	48
8N 14525-A	Wiring assy (light switch feed)-11" long	1	8N, 8NAN	48-49
• 8N 14525-B	Wiring assy (light switch feed)-5" long	1	8N, 8NAN	49
• B 14526	Fuse (lighting circuit)-order B 14527 fuse kit	1	8N, 8NAN	48-49
B 14527	Kit (lighting circuit fuse)-consists of five B 14526 fuses	As Req'd	8N, 8NAN	48-49
51 14550-A	Support (starter cable)	1	9N, 9NAN, 2N, 2NAN	39-47
9N 14564	Bracket (spark plug wire)	1	9N, 9NAN, 2N, 2NAN, 8N, 8NAN	39-49
• 8N 14565	Clip (rear lamp wire to brake actuating shaft)		Refer to 14405 Group	
• B 14585	Clip (headlamp)	As Req'd	9N, 9NAN, 2N, 2NAN, 8N, 8NAN	39-49
B 14585	Clip (rear lamp wire to fender support flange)		Refer to 8N 14405	
B 14586	Clip (headlamp)	As Req'd	9N, 9NAN, 2N, 2NAN	39-47
8N 14596	Wire assy (voltage regulator to generator arm)		Refer to 8N 10000-B	
11A 14605-A	Grommet (starter switch lead thru lower instrument panel)-rubber	1	8N, 8NAN	48-49

### Implement Lamp

8N 15214	Door (implement lamp)	1	8N, 8NAN	49
	30178-SL3 Screw (implement lamp door to case)-#8-32 x 5/8"-oval hd.	1	8N, 8NAN	49
• 8N 15500	Lamp assy (implement)	1	8N, 8NAN	49
8N 15514	Bulb (implement lamp)	1	8N, 8NAN	49
• 8N 15532	Spacer (implement lamp)	1	8N, 8NAN	49
	356083-S7 Nut (implement lamp to bracket) 1/2"-20-hex	1	8N, 8NAN	49
	34809-S7 Lockwasher- 1/2"			
	21C-13740 Switch assy (implement lamp)	1	8N, 8NAN	49
	41554-S7 Screw (implement lamp switch to case)-#8-32 x 3/8"	2	8N, 8NAN	49
	8N-18275 Kit (implement lamp)-consists of the following	1	8N, 8NAN	49
	1 9N 13471 Bracket 6 9N 17668 Clip			
	1 SK 8N 11653-B Sketch 1 8N 15532 Spacer			
	1 8N 14405 Wiring 2 8L 18954 Clamp			
	2 8N 14565 Clip 1 34809-S8 Lockwasher			
	1 B 14585 Clip 1 356083-S8 Nut			
	1 8N 15500 Lamp			
8N 15539	Retainer (implement lamp door)	3	8N, 8NAN	49

• Also furnished in kit.





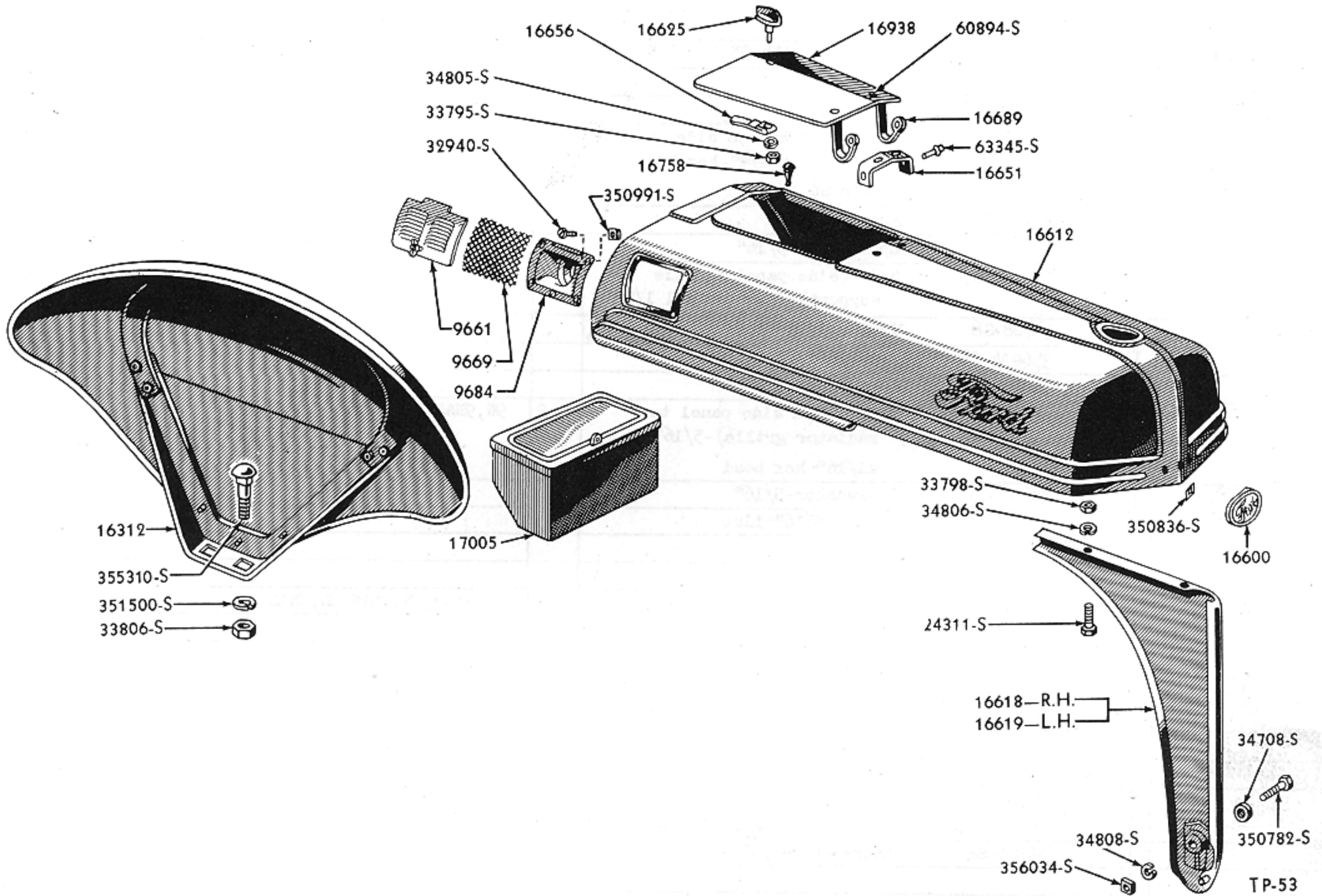
TP-43

### 1948-49 RUNNING BOARDS AND SUPPORTS

Basic numbers only shown on illustration. Order by Part Numbers shown in list of parts.

PART NUMBER	PART NAME	NO. REQ'D	MODEL	YEAR 19
<b>Running Boards and Fenders</b>				
9N 16312	Fender assy-rear	2	9N, 9NAN, 2N, 2NAN, 8N, 8NAN	39-49
	22185-S8 Bolt (fender bracket to rear axle housing) -5/8"-18 x 5.56" -hex head	4	9N, 9NAN, 2N, 2NAN, 8N, 8NAN	39-48
	355310-S8 Bolt (fender bracket to rear axle housing) -5/8"-18 x 6.12" -special carriage	4	8N, 8NAN	48-49
	33806-S34 Nut-5/8"-18-hex			
	351500-S8 Lockwasher-5/8"			
8N 16450	Board assy (running) -RH	1	8N, 8NAN	48-49
8N 16470	Bracket (running board) -front	2	8N, 8NAN	48-49
8N 16473	Board assy (running) -LH	1	8N, 8NAN	48-49
	355471-S7 Bolt (running board to front & rear brackets) -5/16"-24 x 3/4"- carriage	8	8N, 8NAN	48-49
	350947-S7 Nut-5/16"-24			
	34806-S8 Lockwasher-5/16"			
8N 16486	Support (running board) -rear-RH	1	8N, 8NAN	48-49
8N 16487	Support (running board) -rear-LH	1	8N, 8NAN	48-49
	21443-S8 Bolt (running board support to shifter plate or differential cover to center housing) -7/16"-14 x .94"-hex hd.	4	8N, 8NAN	48-49





**1948-49 HOOD, FENDERS AND RELATED PARTS**  
 Basic numbers only shown on illustration. Order by Part Numbers shown in list of parts.

PART NUMBER	PART NAME	NO. REQ'D	MODEL	YEAR 19__
-------------	-----------	-----------	-------	--------------

**Hood Top and Side Panels**

2N 16600	Plate (identification) - "Ford"	1	9N, 9NAN, 2N, 2NAN	39-47
	355870-S Nut (identification plate to hood) - 3/16" speed	1	9N, 9NAN, 2N, 2NAN	39-47
8N 16600	Plate (identification) - "Ford"	1	8N, 8NAN	48-49
	350836-A1-S32 Nut (identification plate to hood top) - .18" speed	1	8N, 8NAN	48-49
9N 16612-B	Hood assy (top) - used with 9N 16618 & 19	1	9N, 9NAN	39-42
9N 16612-C	Hood assy (top)	1	9N, 9NAN, 2N, 2NAN	42-47
	355472-S7 Bolt (instrument panel to hood) - 5/16" - 24 x .56"	4	9N, 9NAN, 2N, 2NAN	39-47
	33798-S8 Nut 5/16" - 24			
	34806-S8 Lockwasher - 5/16"			
8N 16612	Hood assy (top)	1	8N, 8NAN	48-49





## PARTS

## CATALOGUE

PART NUMBER	PART NAME	NO. REQ'D	MODEL	YEAR
:9N 16618	Panel assy (hood side)-RH-used with 9N 16612-B	1	9N,9NAN	39-42
8N 16618	Panel assy (hood side)-RH	1	9N,9NAN,2N,2NAN,8N,8NAN	42-49
:9N 16619	Panel assy (hood side)-LH-used with 9N 16612-B	1	9N,9NAN	39-42
8N 16619	Panel assy (hood side)-LH	1	9N,9NAN,2N,2NAN,8N,8NAN	42-49
	24311-S8 Bolt (hood top to side panel)- 5/16"-24 x 1/2"-hex hd.- pointed	4	9N,9NAN,2N,2NAN,8N,8NAN	39-49
	33798-S7 Nut-5/16"-24			
	34806-S8 Lockwasher-5/16"			
	350782-S7 Bolt (side panel to axle support)-7/16"-20 x 1 1/8"	2	9N,9NAN,2N,2NAN,8N,8NAN	39-49
	34708-S8 Washer-7/16" flat			
	356034-S8 Nut-7/16"-20			
	34808-S7 Lockwasher-7/16"			
	20337-S7 Bolt (hood side panel to radiator grille)-5/16"-24 x 1 1/16"-hex head	2	9N,9NAN,2N,2NAN,8N,8NAN	39-49
	34806-S8 Lockwasher-5/16"			
	34706-S7 Washer-5/16"-flat			
9N 16625	Handle and stud assy (hood top battery cover)	1	9N,9NAN,2N,2NAN,8N,8NAN	39-49
9N 16651	Retainer (battery cover hinge)	1	9N,9NAN,2N,2NAN,8N,8NAN	39-49
9N 16656	Tongue (hood top battery cover)	1	9N,9NAN,2N,2NAN,8N,8NAN	39-49
	33795-S7 Nut (hood top battery cover stud to tongue)-1/4"-20	1	9N,9NAN,2N,2NAN,8N,8NAN	39-49
	34805-S8 Lockwasher-1/4"			
9N 16689	Hinge (hood top battery cover)	1	9N,9NAN,2N,2NAN,8N,8NAN	42-49
	63345-S7 Rivet (hinge to retainer)- tubular-7/16" x 3/16"	2	9N,9NAN,2N,2NAN,8N,8NAN	42-49
	60894-S7 Rivet (hinge to cover and retainer to hood)-3/16" x 5/16"	4	9N,9NAN,2N,2NAN,8N,8NAN	42-49
11A 16758-A	Bumper (hood top to battery cover)	4	9N,9NAN,2N,2NAN,8N,8NAN	39-49
:9N 16938-B	Cover assy (hood top battery)-cast	1	9N,9NAN	39-42
9N 16938-C	Cover assy (hood top battery)	1	9N,9NAN,2N,2NAN,8N,8NAN	42-49
9N 16938-D	Cover assy (hood top battery)-use with 9N-16612-B	1	9N,9NAN	39-42
9N 16948-B	Spring (battery opening cover)-use with 9N-16938-B and D	4	9N,9NAN	39-42

: No Longer Supplied





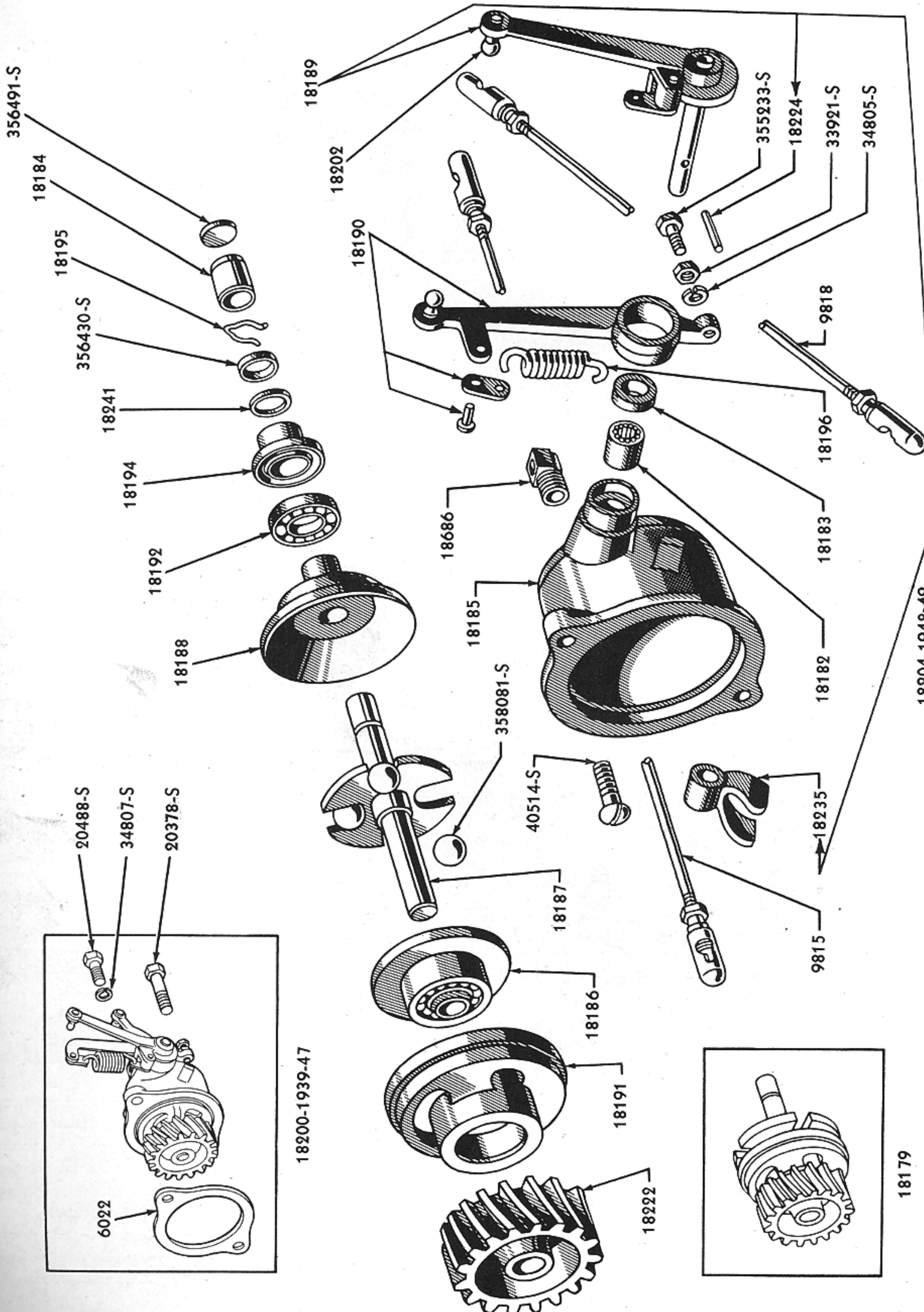
PARTS

CATALOGUE

PART NUMBER	PART NAME	NO. REQ'D	MODEL	YEAR
<b>Tools</b>				
• B 17005-A	Bag (tool)	1	9N, 9NAN, 2N, 2NAN, 8N, 8NAN	39-49
9N 17005-A	Box assy (tool) -used with 9N 3551-A	1	9N, 9NAN	39-42
9N 17005-B	Box assy (tool)	1	9N, 9NAN, 2N, 2NAN	39-47
8N 17005	Box assy (tool)	1	8N, 8NAN	48-49
	39075-S7 Screw (tool box mounting)- 5/16"-24 x 5/8"-binding head- pointed	2	8N, 8NAN	48-49
	34806-S8 Lockwasher-5/16"			
9N 17014	Wrench (open end)-11/16" & 1"	1	9N, 9NAN, 2N, 2NAN, 8N, 8NAN	39-49
• 01A 17015	Wrench (open end)-7/16" & 1/2"	1	9N, 9NAN, 2N, 2NAN, 8N, 8NAN	39-49
• 01A 17016	Wrench (open end)-9/16" & 5/8"	1	9N, 9NAN, 2N, 2NAN, 8N, 8NAN	39-49
01A 17017-B	Wrench (spark plug and cylinder head)	1	9N, 9NAN, 2N, 2NAN, 8N, 8NAN	39-49
• B 17020	Driver (screw)	1	9N, 9NAN, 2N, 2NAN, 8N, 8NAN	39-49
01A 17021-A	Wrench (adjustable)	1	9N, 9NAN, 2N, 2NAN, 8N, 8NAN	39-49
• B 17025-A	Pliers	1	9N, 9NAN, 2N, 2NAN, 8N, 8NAN	39-49
9N 17040	Crank (starting)-25.22" long	1	9N, 9NAN, 2N, 2NAN, 8N, 8NAN	39-49
2N 17040-A	Crank (starting)-24.84" long	1	2N, 2NAN	43-47
9N 17049	Cover (storm)	1	9N, 9NAN, 2N, 2NAN, 8N, 8NAN	39-49
9N 17052	Pump (tire)-power	1	9N, 9NAN, 2N, 2NAN, 8N, 8NAN	39-49
59C 17125	Gun (hydraulic grease) with swivel extension	1	2N, 2NAN, 8N, 8NAN	43-49
8N 17130-A	Bracket assy (grease gun)	1	2N, 2NAN, 8N, 8NAN	43-49
B 17552	Plug (W/S wiper tube connection) -3/8"-24 x 3/8"		Refer to 9N 9425	
9N 17667	Clip (headlamp)-1.36" x .90" x 1"		Refer to 11653 Group	
• 9N 17668	Clip (wiring)		Refer to 8N 14405 & 8N 11653-A	
• 9N 17668	Clip (wiring)		Refer to 9NAN 10883	

• Also furnished in kit.





TP-14

18204-1948-49

### 1948-49 GOVERNOR AND RELATED PARTS

Basic numbers only shown on illustration. Order by Part Numbers shown in list of parts.





PARTS

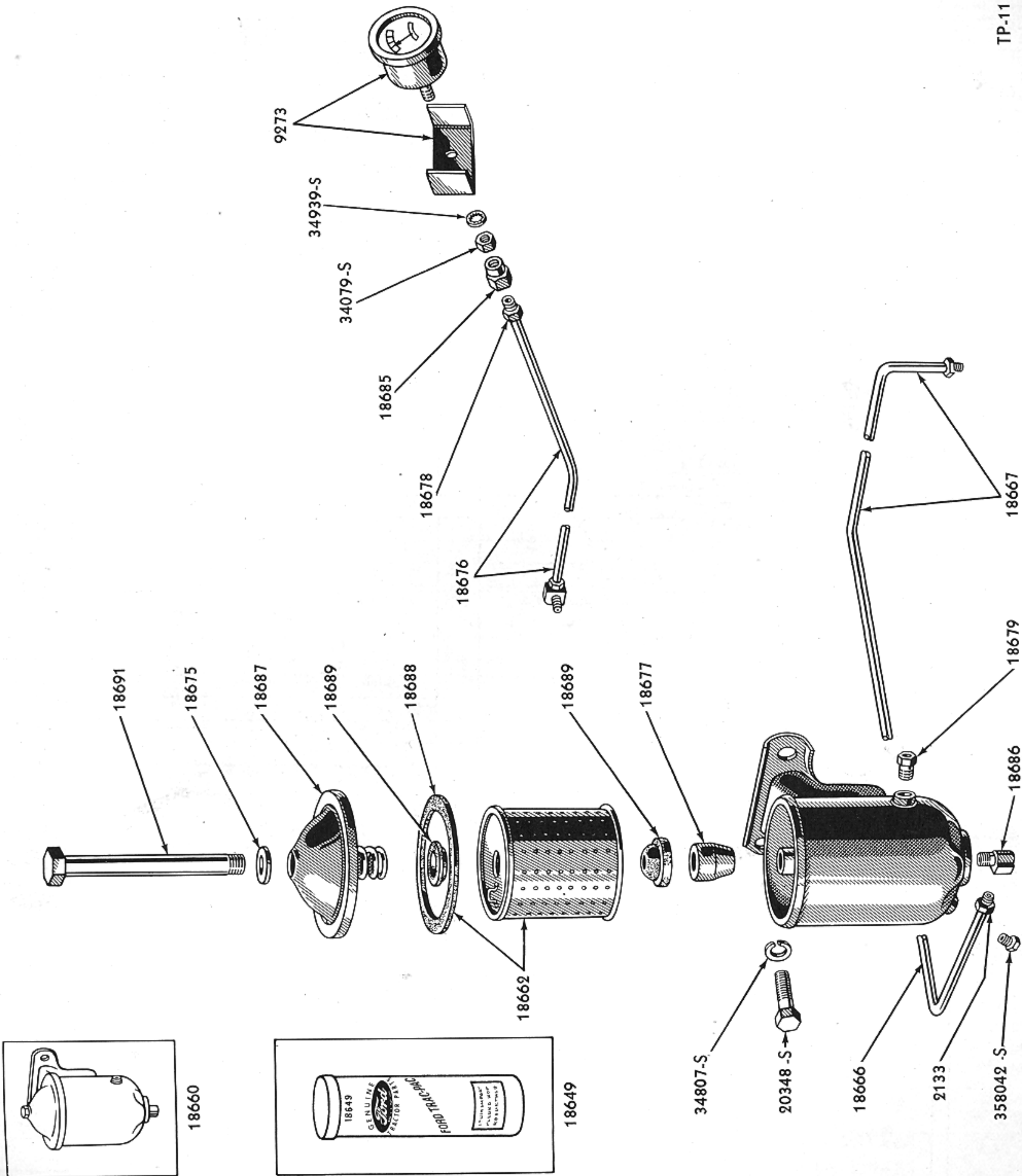
CATALOGUE

PART NUMBER	PART NAME	NO. REQ'D	MODEL	YEAR
-------------	-----------	-----------	-------	------

## Governor

9N 18179-A	Shaft and driver assy (governor)-chrome plated	1	9N, 9NAN, 2N, 2NAN, 8N, 8NAN	39-49
9N 18182	Bearing (governor)-needle	1	9N, 9NAN, 2N, 2NAN, 8N, 8NAN	39-49
9N 18183	Seal (governor)-dust	1	9N, 9NAN, 2N, 2NAN, 8N, 8NAN	39-49
9N 18184	Bushing (governor)-thrust	1	9N, 9NAN, 2N, 2NAN, 8N, 8NAN	39-49
	356491-S Washer (bushing thrust)-.53" dia. x .06" thick	1	9N, 2N, 8N	39-49
9N 18185-C	Body assy (governor)	1	9N, 2N, 8N	39-49
9NAN 18185-B	Body assy (governor)-for kerosene conversion	1	9NAN, 2NAN, 8NAN	39-49
	40514-S Screw(gov. body)-No.8-32 x .38"	2	2N, 2NAN, 8N, 8NAN	43-49
	355027-S Screw(gov. body)-No.6-32 x .28"	2	9N, 9NAN, 2N, 2NAN	39-43
9N 18186-B	Race assy (governor lower bearing)	1	9N, 9NAN, 2N, 2NAN, 8N, 8NAN	39-49
9N 18187-A	Shaft assy (governor drive)-plated-use with 9N-18179-A	1	9N, 2N, 8N	39-49
	358081-S Ball-5/8"	4	9N, 9NAN, 2N, 2NAN, 8N, 8NAN	39-49
9N 18188-B	Race (governor)-upper	1	9N, 9NAN, 2N, 2NAN, 8N, 8NAN	39-49
9N 18189	Lever assy (governor)	1	9N, 2N, 8N	39-49
9NAN 18189	Lever assy (governor)	1	9NAN, 2NAN, 8NAN	39-49
9N 18190	Lever assy (governor manual)	1	9N, 2N	39-47
9NAN 18190	Lever assy (governor manual)	1	9NAN, 2NAN, 8NAN	39-49
8N 18190	Lever assy (governor manual)	1	8N	48-49
	355233-S7 Bolt (governor adjusting)-1/4" 28 x 3/4"	1	9N, 9NAN, 2N, 2NAN, 8N, 8NAN	39-49
	33921-S7 Nut-1/4"			
	34805-S8 Lockwasher-1/4"			
9N 18191-B	Base (governor ball bearing)	1	9N, 9NAN, 2N, 2NAN, 8N, 8NAN	39-49
9N 18192	Bearing (governor thrust)-ball	1	9N, 9NAN, 2N, 2NAN, 8N, 8NAN	39-49
9N 18194	Base (governor fork bearing)	1	9N, 9NAN, 2N, 2NAN, 8N, 8NAN	39-49
9N 18195	Clip (drive shaft)	1	9N, 9NAN, 2N, 2NAN, 8N, 8NAN	39-49
	356430-S Washer (governor ball shim stop)-to governor drive shaft -.44" I.D. x .68" O.D. x .05" thick	1	9N, 9NAN, 2N, 2NAN, 8N, 8NAN	39-49
9N 18196	Spring (governor lever)	1	9N, 9NAN, 2N, 2NAN, 8N, 8NAN	39-49
9N 18200-C	Governor assy	1	9N, 2N	39-47
9NAN 18200-B	Governor assy-kerosene conversion	1	9NAN, 2NAN, 8NAN	39-49
8N 18204	Governor assy	1	8N	48-49
	20378-S8 Bolt (governor assy to timing gear side cover)-3/8"-16 x 15/16"-hex hd.	1	9N, 9NAN, 2N, 2NAN, 8N, 8NAN	39-49
	20488-S8 Bolt (governor assy to timing gear side cover)- 3/8" -16 x 1-5/8"	1	9N, 9NAN, 2N, 2NAN, 8N, 8NAN	39-49
	33800-S8 Nut (governor assy to timing gear side cover)-3/8"-used with stud only	1	9N, 9NAN, 2N, 2NAN	39-49
	34807-S8 Lockwasher-3/8"			
9N 18215-C	Pipe (air cleaner to carburetor)	1	9N, 2N, 8N	39-49
9NAN 18215	Pipe (vaporizer air intake)	1	9NAN, 2NAN, 8NAN	39-49
9N 18222	Gear (governor drive)	1	9N, 2N, 8N, 8NAN	39-49
9N 18224	Pin (governor fork to lever shaft)	1	9N, 2N, 8N, 8NAN	39-49
9N 18225	Decal (air cleaner warning)		Refer to 9600 Group	
9N 18235	Fork (governor)	1	9N, 2N, 8N	39-49
9N 18241	Shim (drive shaft ball stop)	As Req'd	9N, 9NAN, 2N, 2NAN, 8N, 8NAN	39-49
8N 18275	Kit (implement lamp)		Refer to 8N 15500	
8N 18278	Kit (front wheel)-16 x 4.25-consists of two 8N 1015-B2. Note- Kit not supplied as unit.	1	8N, 8NAN	48-49





TP-11

1939-49 OIL FILTER, OIL GAUGE AND RELATED PARTS

Basic numbers only shown on illustration. Order by Part Numbers shown in list of parts.





PARTS CATALOGUE

PART NUMBER	PART NAME	NO. REQ'D	MODEL	YEAR
-------------	-----------	-----------	-------	------

Oil Filter

9N 18354	Kit (distributor point)		Refer to 12100 Group	
8N 18438-B	Kit (lighting)-replaced by 8N 13109 & 8N 18275	1	9N, 9NAN, 2N, 2NAN, 8N, 8NAN	39-49
81A 18442	Kit (cooling system cleaning)	1	9N, 9NAN, 2N, 2NAN, 8N, 8NAN	39-49
9N 18634	Decal (oil filter warning)	1	9N, 9NAN, 2N, 2NAN, 8N, 8NAN	39-49
9N 18635	Decal (oil filter instruction)	1	9N, 9NAN, 2N, 2NAN, 8N, 8NAN	39-49
9N 18649	Kit (oil filter cartridge)-consists of four 9N 18662 cartridges	1	9N, 9NAN, 2N, 2NAN, 8N, 8NAN	39-49
9N 18660	Filter and bracket assy (oil)	1	9N, 9NAN, 2N, 2NAN, 8N, 8NAN	39-49
	358042-S Plug (oil filter drain)- 1/8"-27 x .56" overall length	1	9N, 9NAN, 2N, 2NAN, 8N, 8NAN	39-49
	20348-S8 Bolt (oil filter bracket to cylinder head)-3/8"-16 x 3/4"	2	9N, 9NAN, 2N, 2NAN, 8N, 8NAN	39-49
	34807-S8 Lockwasher-3/8"			
• 9N 18662	Cartridge (oil filter)-also furnished in kit 9N 18649	1	9N, 9NAN, 2N, 2NAN, 8N, 8NAN	39-49
9N 18666	Tube assy (filter to block outlet)-1.96" x 1.5" x 78°	1	9N, 9NAN, 2N, 2NAN	39-47
2N 18666	Tube assy (filter to governor outlet)-23.38" long x .25" O.D.	1	9N, 9NAN, 2N, 2NAN, 8N, 8NAN	42-49
2N 18667	Tube assy (filter inlet)-18.5" long x .250" O.D.	1	9N, 9NAN, 2N, 2NAN	39-47
8N 18667	Tube assy (filter inlet)-9" x 10.75" x .250" O.D. x .190" I.D.	1	8N, 8NAN	48-49
9N 18668	Elbow (oil filter and oil gauge to block)	1	9N, 9NAN, 2N, 2NAN	39-47
	8N 6722 Elbow (oil filter and oil gauge to block)	1	8N, 8NAN	48-49
01A 18675	Gasket (oil filter cover cap screw)	1	9N, 9NAN, 2N, 2NAN, 8N, 8NAN	39-49
9N 18676	Tube assy (oil pressure gauge)	1	9N, 9NAN, 2N, 2NAN	39-47
8N 18676-B	Tube assy (oil pressure gauge)	1	8N, 8NAN	48-49
9N 18677	Spacer (oil filter cartridge)	1	9N, 9NAN, 2N, 2NAN, 8N, 8NAN	39-49
9N 18678	Nut (oil gauge tube)	2	9N, 9NAN, 2N, 2NAN, 8N, 8NAN	39-49
9N 18679	Adapter (oil filter inlet)	1	9N, 9NAN, 2N, 2NAN, 8N, 8NAN	39-49
9N 18685	Adapter (oil gauge tube)-3/8"-24 x .72" x 1/2"	1	9N, 9NAN, 2N, 2NAN	39-47
8N 18685	Adapter (oil gauge tube)-7/16"-24 x .81" x 1/2"	1	8N, 8NAN	48-49
9N 18686	Elbow (oil line)-outlet-filter to governor and filter to block	1 3	9N, 9NAN, 2N, 2NAN, 8NAN 8N	39-49 48-49
9N 18687	Cover (oil filter)	1	9N, 9NAN, 2N, 2NAN, 8N, 8NAN	39-49
9N 18688	Gasket (oil filter cover)	1	9N, 9NAN, 2N, 2NAN, 8N, 8NAN	39-49
01A 18689	Gasket (oil filter cartridge)	2	9N, 9NAN, 2N, 2NAN, 8N, 8NAN	39-49
01A 18691-A	Screw (oil filter cover cap)	1	9N, 9NAN, 2N, 2NAN, 8N, 8NAN	39-49
• 8L 18954	Clamp (rear lamp wire to cowl wiring)		Refer to 8N 14405	

Accessories

8A 19546	Inhibitor (rust)-16 oz.	As Reqd	9N, 9NAN, 2N, 2NAN, 8N, 8NAN	39-49
8A 19552	Rubber cement-5 1/2 oz. tube		Refer to 8N 2217	
8A 19554-B	Perfect Seal-sealing compound-pint	As Reqd	9N, 9NAN, 2N, 2NAN, 8N, 8NAN	39-49
51A 7004610-D	Knob & element assy (cigar lighter)	1	9N, 9NAN, 2N, 2NAN, 8N, 8NAN	39-49
8N 9004601-A	Kit (cigar lighter)	1	9N, 9NAN, 2N, 2NAN, 8N, 8NAN	39-49

• Also furnished in kit.





## Numerical List of Standard Parts

PART NUMBER	PART NAME	PART NUMBER	PART NAME
20302-S7	5/16"-18 x 3/8" Hex Head Bolt	20878-S7	7/16"-20 x 1.25" Hex Head Bolt
20304-S7	1/4"-20 x 7/16" Hex Head Bolt	20878-S8	7/16"-20 x 1.25" Hex Head Bolt
20308-S7	1/4"-20 x 1/2" Hex Head Bolt	20879-S7	7/16"-20 x 1.75" Hex Head Bolt
20310-S7	5/16"-18 x 1/2" Hex Head Bolt	20880-S7	7/16"-20 x 1.38" Hex Head Bolt
20311-S7	5/16"-24 x 1/2" Hex Head Bolt	20881-S7	7/16"-20 x 1.56" Hex Head Bolt
20318-S7	5/16"-18 x 9/16" Hex Head Bolt	20882-S7	7/16"-20 x 2.25" Hex Head Bolt
20325-S8	1/4"-28 x 5/8" Hex Head Bolt	20885-S7	7/16"-20 x 2.56" Hex Head Bolt
20326-S7	5/16"-18 x 5/8" Hex Head Bolt	20887-S8	7/16"-20 x 3" Hex Head Bolt
20336-S7	5/16"-18 x 11/16" Hex Head Bolt	20892-S7	7/16"-20 x 1-1/8" Hex Head Bolt
20337-S7	5/16"-24 x 11/16" Hex Head Bolt	20894-S8	7/16"-20 x 1.68" Hex Head Bolt
20346-S7	5/16"-18 x 3/4" Hex Head Bolt	21182-S7	5/8"-18 x 2.88" Hex Head Bolt
20348-S8	3/8"-16 x 3/4" Hex Head Bolt	21191-S7	5/8"-18 x 5.312" Hex Head Bolt
20356-S7	5/16"-18 x 13/16" Hex Head Bolt	21440-S8	7/16"-14 x .75" Hex Head Bolt
20358-S	3/8"-16 x 13/16" Hex Head Bolt	21441-S7	7/16"-14 x 1.25" Hex Head Bolt
20366-S7	5/16"-18 x 7/8" Hex Head Bolt	21442-S	7/16"-14 x 1.38" Hex Head Bolt
20368-S7	3/8"-16 x 7/8" Hex Head Bolt	21443-S8	7/16"-14 x .94" Hex Head Bolt
20369-S	3/8"-24 x 7/8" Hex Head Bolt	21446-S7	7/16"-14 x 2.50" Hex Head Bolt
20378-S8	3/8"-16 x 15/16" Hex Head Bolt	21447-S7	7/16"-14 x 1.50" Hex Head Bolt
20388-S8	3/8"-16 x 1" Hex Head Bolt	21449-S7	7/16"-14 x 3.62" Hex Head Bolt
20405-S7	1/4"-28 x 1-1/8" Hex Head Bolt	21459-S7	7/16"-14 x 1.62" Hex Head Bolt
20408-S7	3/8"-16 x 1-1/8" Hex Head Bolt	21464-S7	7/16"-14 x 3.31" Hex Head Bolt
20413-S7	1/2"-20 x 1-1/8" Hex Head Bolt	21477-S	5/16"-18 x 1-5/8" Hex Head Bolt
20418-S	3/8"-16 x 1-3/16" Hex Head Bolt	22185-S8	5/8"-18 x 5.56" Hex Head Bolt
20426-S7	5/16"-18 x 1-1/4" Hex Head Bolt	22201-S7	5/16"-24 x 5/8" Hex Head Bolt-End Drilled
20428-S	3/8"-16 x 1-1/4" Hex Head Bolt	22228-S7	5/16"-24 x 1-1/4" Hex Head Bolt-End Drilled
20448-S7	3/8"-16 x 1 3/8" Hex Head Bolt	22503-S	1/4"-20 x 5/8" Hex Head Bolt-Head Drilled
20487-S7	5/16"-24 x 1.62" Hex Head Bolt	23017-S16	5/16"-18 x 1-1/4" Square Head Bolt
20488-S8	3/8"-16 x 1-5/8" Hex Head Bolt	23423-S7	5/16"-18 x 1-1/8" Round Head Carriage Bolt
20497-S8	5/16"-24 x 1 11/16" Hex Head Bolt	23439-S7	5/16"-24 x 1-1/4" Round Head Carriage Bolt
20672-S	9/16"-12 x 1-1/4" Hex Head Bolt	24311-S8	5/16"-24 x 1/2" Hex Head Pointed Bolt
20873-S7	7/16"-20 x 1.06" Hex Head Bolt	24327-S7	5/16"-24 x 5/8" Hex Head Pointed Bolt
20874-S7	7/16"-20 x .68" Hex Head Bolt	24626-S7	5/16"-18 x 7/16" Flat Head Machine Screw
20876-S7	7/16"-20 x .88" Hex Head Bolt	24667-S	3/8"-16 x 3/4" Flat Head Machine Screw





## PARTS

## CATALOGUE

PART NUMBER	PART NAME	PART NUMBER	PART NAME
25231-S7	No.10-32 x 1/2" Flat Head Machine Screw	33965-S7	3/8"-24(21/64"x 9/16") Castle Nut
27161-S7	No.10-32 x 1-1/4" Round Head Machine Screw	33967-S	7/16"-20(25/64"x 5/8") Castle Nut
28319-S7	No.12-24 x 3/8" Oval Head Machine Screw	34029-S7	5/16"-24(21/64" x 1/2") Castle Nut
30178-S13	No.8-32 x 5/8" Oval Head Screw	34052-S8	No.8-32(1/8" x 11/32") Hex Nut
31027-S7	No.8-32 x 3/16" Fillister Head Mach.Screw	34079-S8	No.10-32(1/8" x 3/8") Hex Nut
31032-S7	No.8-32 x 1/4" Fillister Head Mach.Screw	34081-S8	1/4"-28 (3/16" x 7/16") Hex Nut
31061-S7	No.8-32 x 1/2" Fillister Head Mach.Screw	34090-S8	7/16"-14 (3/8" x 11/16") Hex Nut
31077-S7	No.8-32 x 5/8" Fillister Head Mach.Screw	34141-S7	No.10-32(1/8" x 3/8") Square Nut
31093-S8	No.8-32 x 3/4" Fillister Head Mach. Screw	34143-S8	1/4"-28 (3/16" x 7/16") Square Nut
31583-S7	No.10-32 x 1/4" Fillister Head Mach.Screw	34420-S2	3/8"-24 (21/64" x 9/16") Locknut
31596-S	No.10-32 x 3/8" Fillister Head Mach.Screw	34443-S	5/16"-24 (21/64" x 1/2") Hug Lock Nut
32940-S8	No.14-10 x 3/4" Binding Head Mach. Screw	34703-S7	No.10 (3/64" x 9/16") Flat Washer
33792-S8	7/16"-20(.370"x.680") Hex Nut	34705-S7	1/4" (5/8" x 3/4") Flat Washer
33794-S34	7/16"-20(.453"x.670") Hex Nut	34706-S7	5/16" (1/16" x 7/8") Flat Washer
33795-S7	1/4"-20(15/16"x7/16") Hex Nut	34707-S8	3/8" (5/64" x 1") Flat Washer
33796-S7	1/4"-28(7/32" x 7/16") Hex Nut	34708-S7	7/16" (.82" x 1.25") Flat Washer
33797-S7	5/16"-18(1/4"x1/2") Hex Nut	34745-S8	1/4" (1/16" x 5/8") Flat Washer
33797-S16	5/16"-18(1/4"x1/2") Hex Nut	34746-S	5/16" (1/16" x 11/16") Flat Washer
33798-S8	5/16"-24(17/64"x1/2") Hex Nut	34747-S7	3/8" (1/16" x 13/16") Flat Washer
33799-S8	3/8"-16(.336"x.562") Hex Nut	34748-S7	7/16" (.06" x .94") Flat Washer
33800-S8	3/8"-24(21/64"x9/16")Hex Nut	34761-S	5/8" (3/32" x 1-15/16") Flat Washer
33806-S34	5/8"-18(.625" x 1") Hex Nut	34802-S7	No.8 (1/32" x 17/64") Lockwasher
33816-S	7/16"-20(3/8"x5/8") Hex Nut-Brass	34803-S8	No.10 (1/32" x 21/64") Lockwasher
33817-S7	7/16"-20(.38"x.68")Hex Slotted Nut	34804-S2	No.12 (1/16" x 5/16") Lockwasher
33825-S	5/16"18(.336"x .562") Hex Nut	34805-S8	1/4" (1/16" x 15/32") Lockwasher
33860-S7	5/8"-18(.55"x 1.050") Castle Nut	34806-S8	5/16" (1/16" x 19/32") Lockwasher
33879-S7	5/16"-24(.328"x.500") Hex Nut	34807-S8	3/8" (9/32" x 21/32") Lockwasher
33881-S7	7/16"-20(.453"x.625") Hex Nut	34808-S7	7/16" (1/8" x 25/32") Lockwasher
33921-S7	1/4"-28(5/32" x 7/16") Hex Check Nut	34809-S7	1/2" (7/64" x 7/8") Lockwasher
33923-S7	5/16"-24(3/16" x 1/2") Hex Check Nut	34810-S	9/16" (1/32" x 3/16") Lockwasher
33925-S8	3/8"-24(15/64"x 9/16") Hex Check Nut	34813-S	3/4" (3/16" x 1-5/16") Lockwasher
33929-S8	1/2"-20(.323"x.750") Hex Check Nut	34849-S	1/2" (7/8" x 11/64") Lockwasher-Heavy
33935-S7	3/4"-16(3/8"x1") #3 Hex Check Nut	34938-S8	No.8 (1/64" x 3/8") External Tooth Lock-Washer
33949-S	3/4"-16(3/8" x 1") #2 Hex Check Nut		





PART NUMBER	PART NAME	PART NUMBER	PART NAME
34939-S8	No.10 (13/32" x 1/64") External Tooth Washer	73902-S	3/16" x 1" Clevis Pin
38051-S	No.8-32 x 1/2" Brass Fillister Head Screw-Pointed	73912-S7	3/8" x 1-1/16" Clevis Pin
38631-S13	No.6-32 x 1/2" Binding Head Screw	73918-S7	5/16" x 1-1/8" Clevis Pin
39075-S7	5/16"-24 x 5/8" Binding Head Pointed Bolt	73924-S	1/4" x 1-3/16" Clevis Pin
40514-S	No.8-32 x 3/8" Self Tapping Screw-Binding Head-Type C	73936-S7	1/2" x 1-1/4" Clevis Pin
41554-S7	No.8-32 x 3/8" Binding Head Self Tapping Screw-Type B	73939-S	1/4" x 5/16" Clevis Pin
41843-S8	No.12 x 5/8" Flat Head Self Tapping Type-"B" Screw	73941-S8	3/8" x 1-5/16" Clevis Pin
42750-S8	7/16"-28 x 1/2" Hex Head Bolt and Lock-Washer	73951-S8	1/2" x 1-3/8" Clevis Pin
60160-S	3/16" x 1" Flat Head Solid Rivet	73956-S7	3/8" x 1-7/16" Clevis Pin
60414-S	1/4" x 3/4" Round Head Solid Rivet	73984-S	1/4" x 1-11/16" Clevis Pin
60442-S	1/4" x 7/8" Round Head Solid Rivet	74034-S	5/16" x 2-1/8" Clevis Pin
60518-S	1/4" x 1-1/4" Round Head Solid Rivet	74079-S7	1/2" x 2-5/8" Clevis Pin
60530-S	1/4" x 1-3/8" Round Head Solid Rivet	74106-S	5/16" x .062" Expansion Plug
60542-S	1/4" x 1-1/2" Round Head Solid Rivet	74120-S	1-3/16" x .080" Expansion Plug
60894-S7	5/16" x 3/16" Oval Head Solid Rivet	74121-S	1-1/4" x .083" Expansion Plug
61794-S	3/16" x 5/16" Solid Rivet-Wagon Box Head	74127-S	1-3/4" x .080" Expansion Plug
63345-S7	3/16" x 7/16" Oval Head Tubular Rivet	74156-S	1/4" x 1-1/8" Woodruff Key
72003-S	1/16" x 1/2" Cotter Pin	74175-S	5/32" x 5/8" Woodruff Key
72005-S	1/8" x 1/2" Cotter Pin	74181-S	1/4" x 7/8" Woodruff Key
72008-S	1/16" x 5/8" Cotter Pin	74186-S	1/4" x 1-1/8" Woodruff Key-Hardened
72009-S7	3/32" x 5/8" Cotter Pin	74189-S	5/16" x 1-1/4" Woodruff Key
72010-S7	1/8" x 5/8" Cotter Pin	74211-S7	3/8" x .531" x .375" Plug Button
72016-S7	3/32" x 3/4" Cotter Pin	88371-S8	5/16"-18 & 5/16"-24 x 1-1/4" Screw Stud
72017-S	1/8" x 3/4" Cotter Pin	88376-S8	5/16"-18 & 5/16"-24 x 1-5/16" Screw Stud
72026-S7	1/8" x 7/8" Cotter Pin	88383-S7	7/16"-14 & 7/16"-20 x 1-3/8" Screw Stud
72034-S	3/32" x 1" Cotter Pin	88398-S7	7/16"-14 & 7/16"-20 x 1-9/16" Screw Stud
72035-S7	1/8" x 1" Cotter Pin	88403-S	7/16"-14 & 7/16"-20 x 1-5/8" Screw Stud
72036-S7	5/32" x 1" Cotter Pin	88409-S	1/2"-13 & 1/2"-20 x 1-11/16" Screw Stud
72038-S	7/32" x 1" Cotter Pin	88423-S7	7/16"-14 & 7/16"-20 x 1-7/8" Screw Stud
72043-S	3/32" x 1 1/8" Cotter Pin	88463-S	7/16"-14 & 7/16"-20 x 2 1/2" Screw Stud
72052-S	3/32" x 1.25" Cotter Pin	88511-S	5/16"-18 & 5/16"-24 x 3" Screw Stud
72054-S	5/32" x 1.25" Cotter Pin	88528-S7	7/16"-14 & 7/16"-20 x 3 3/16" Screw Stud
72062-S	1/8" x 1-3/8" Cotter Pin	88531-S	5/16"-18 & 5/16"-24 x 3-1/4" Screw Stud
73298-S18	5/16" x 7/8" Dowel Pin	88541-S7	7/16"-14 & 7/16"-20 x 3-3/8" Screw Stud
73339-S18	3/8" x 1-1/4" Dowel Pin	89605-S	No.8-32 x 1/2" Set Screw
73344-S	3/16" x 1-3/8" Dowel Pin	97013-S	3/8"-24 x 2-1/2" Adjustable Clevis





PARTS

CATALOGUE

## Numerical List of Special Bolts, Pins, Washers, etc.

PART NUMBER	PART NAME	PART NUMBER	PART NAME
350260-S7	5/16"-24 x .75" Special Hex Head Bolt	351114-S8	11/16"-20 (1.06" x .94") Blind Nut
350308-S	1/4"-28 x 7/16" Hex Head Bolt	351117-S7	13/16"-20 (.22" x 1") Hex Nut
350320-S2	5/16"-24 x .63" Carriage Bolt	351119-S	13/16"-28 (.24" x 1.06") Hex Nut
350400-S	5/16"-24 x .61" Hex Head Bolt	351124-S	.6689"-20 Hex Nut
350433-S	5/16"-18 x .77" Hex Head Bolt	351129-S	3/4"-16 (1.23" x .58") Castle Nut
350476-S7	5/16"-24 x 7/8" Carriage Bolt	351217-S7	1.06" (.25" x .30") Ext. Tooth Lockwasher
350483-S7	5/16"-24 x 1" Carriage Bolt	351242-S8	.330" I.D. x .550" O.D. Flat Washer
350617-S7	7/16"-20 x 1.09" Carriage Bolt	351260-S	.187" I.D. x .310" O.D. x .020" Plain Brass Washer
350645-S	7/16"-20 x .84" Hex Head Bolt-Head Drilled	351360-S	5/16" (1/32" x 3/4") Flat Washer
350719-S7	5/8"-18 x 2.68" Round Head Bolt	351385-S7	3/8" x 3/32" Flat Washer
350761-S7	7/16"-20 x .94" Oval Head Bolt	351402-S	13/32" I.D. x 1.5" O.D. Flat Washer
350764-S	5/8"-18 x 1.38" Carriage Bolt	351428-S7	7/16" (1/8" x 29/32") Flat Washer
350782-S7	7/16"-20 x 1-1/8" Hex Head Bolt	351436-S	7/16" (25/32" x 1-1/4") Lockwasher
350789-S8	5/8"-18 x 3.40" Hex Head Bolt	351499-S	.68" I.D. x .98" O.D. Lockwasher
350801-S7	7/16"-20 x 3.32" Square Head Bolt	351500-S8	5/8" (.15" x 1.09") Lockwasher
350802-S7	7/16"-20 x 5.00" Square Head Bolt	351502-S	5/8" (3/32" x 1") Flat Washer
350816-S	7/16"-20 x .88" Hex Head Bolt	351505-S8	5/8" (5/32" x 1-1/4") Flat Washer
350836-AS32	.18-3/8" x 5/8" Speed Nut	351544-S7	13/16" x 1-1/2" Lockwasher
350867-S7	No.10-32 Hex Nut	351621-S	1.14" (.025" x 1.75") Special Washer
350901-S7	7/16"-20 x 2" Hex Head Bolt	351641-S8	7/16"-14 x .97" Special Carriage Bolt
350920-S8	7/16"-20 x 3.25" Hex Head Bolt	351926-S	5/32" x 3/16" Flat Head Countersunk Rivet
350947-S7	5/16"-24 Hex Nut	351963-S	3/16" x .94" Oval Head Rivet
350990-S7	5/16"-24 Wing Nut	351978-S	3/16" x 15/32" Flat Head Tubular Rivet
350991-S32	No.14-A Nut	352150-S	7/16" x 1-1/2" Rose Head Rivet
350996-S2	5/16" x .62" Push-on Speed Nut	352200-S	.043" x 3/8" Cotter Pin
351001-S7	3/8"-24 (21/64" x 9/16") Hex Nut	352201-S	3/64" x .31" Cotter Pin
351025-S8	7/16"-20 (11/16" x 7/16") Hex Nut	352269-S7	1/8" x .83" Clevis Pin
351047-S7	7/16"-20 Locknut	352472-S7	.120" x 1.38" Rivet Pin
351068-S8	7/16"-20 x 1.88" Hex Head Bolt	352547-S	1/4" x 1" Clevis Pin
351069-S8	7/16"-20 x 1.82" Hex Head Bolt	352581-S8	5/16" x 1-1/2" Flat Head Pin
351083-S32	Speed nut for .395 dia. stud	352584-S	5/16" x 1.62" Flat Head Pin
351085-S7	7/16"-20 x 1.25" Hex Head Bolt-Hardened	352592-S	3/8" x 1-1/4" Clevis Pin
351090-S7	7/16"-20 (.60" x .680") Heavy Lock Nut	352594-S	3/8" x 1.44" Clevis Pin
351103-S7	5/8"-18 (.94" x 1.06") Blind Nut	352625-S7	.705" x 2.9" Clevis Pin





## PARTS

## CATALOGUE

PART NUMBER	PART NAME	PART NUMBER	PART NAME
352648-S	.25" x 5/8" Drilled Straight Pin	355924-S7	1/4"-28 Wing Nut
352664-S8	3/8" x 7-1/4" Hinge Pin	355940-S7	1/4"-20 Wing Nut
352780-S8	5/8"-11 & 5/8"-18 x 2.46" Screw Stud	356011-S	3/8"-24 Hex Lock Nut
353027-AS7	1/8" x 45/64" x 3/16" Lubricator Fitting	356034-S8	7/16"-20 (3/4" x 9/32") Square Nut
353043-AS8	1/4"-28 Lubricator Fitting-Short	356051-S	1/2"-20 (.44" x .69") Hex Nut
353052-S5	1/8" x 3/8" Pipe Plug	356083-S7	1/2"-20 (.44" x .68") Hex Nut
353055-S	1/4"-18 Pipe Plug	356084-S7	1/2"-20 (.45" x .69") Hex Nut
353064-S8	1/2" Pipe Plug Extended Head	356087-S8	5/8"-18 Self Locking Nut
353075-S	3/8" Steel Ball	356095-S2	Ignition Lock Nut
355000-S19	No.4-36 x .25" Round Head Screw	356181-S	No.4 (1/32" x 1/4") Lockwasher
355001-S7	No.4-36 x 3/16" Round Head Screw	356211-S7	1/4" (1/32" x 1/4") Flat Washer
355016-S7	No.6-32 x 5/16" Fillister Hd. Screw	356384-S8	3/8" Flat Washer
355027-S	No.6-32 x .28" Flat Head Screw	356430-S	.44" (.05" x .68") Flat Washer
355047-S7	No.8-32 x .19" Fillister Head Screw & Lockwasher assy	356491-S	.53" Dia. x .06" Thick Thrust Washer
355098-S7	No.8-32 x 1/4" Rd. Hd. Screw & Lockwasher assy	356515-S7	.70" x .08" x 1.50" Flat Washer
355147-S8	No.10-32 x 5/16" Screw	356677-S32	Wiring Clip
355233-S7	1/4"-28 x .75" Hex Head Bolt	357154-S7	9/64" x .38" Button Head Rivet
355245-S7	No.12-24 x .62" Fillister Head Screw	357233-S	3/8" x 1.70" Dowel Pin
355310-S8	5/8"-18 x 6.12" Spl. Carriage Bolt	357623-S8	5/8" x 4.68" Clevis Pin
355387-S8	5/16"-24 x 1 7/8" Hex Hd. Bolt	357701-S7	7/16"-14 & 7/16"-20 x 1-3/4" Screw Stud
355471-S7	5/16"-24 x .75" Special Carriage Bolt	357708-S7	7/16"-14 & 7/16"-20 x 2.12" Screw Stud
355472-S7	5/16"-24 x .56" Carriage Bolt	357724-S7	7/16"-14 & 7/16"-20 x 1.86" Screw Stud
355494-S8	3/8"-24 x .86" Spl. Hex Hd. Bolt	358011-S7	1/8" x 7/16" x 23/32" Lubrication Fitting
355545-S	3/8"-16 x 1.25" Hex Head Bolt	358039-S	3/8" Pipe Plug
355584-S8	7/16"-20 x 2.68" Eyebolt	358042-S	1/8"-27 x .56" Brass Hex Head Plug
355596-S8	7/16"-20 x .68" Carriage Bolt	358043-S7	1/8" x 9/16" x 1/2" Pipe Plug
355650-S	1/2"-20 x .50" Hex Head Bolt	358061-S	1/4" Pipe Plug
355693-S7	7/16"-14 x 1-3/8" Hex Head Bolt	358067-S7	#10-32 Hex Nut
355729-S7	7/16"-20 x 1.50" Carriage Bolt	358081-S	5/8" Steel Ball
355767-S7	7/16"-20 x 1.12" Carriage Bolt	358284-S32	Wiring Clip
355870-S	3/16" Speed Nut	358297-S32	Wiring Clip





## SPECIAL NOTE on Indexing of Bolts, Nuts, Screws, Washers, Rivets, etc.

Bolts, screws, studs and rivets are listed in order according to diameter thread and length.

For Example: 20308-S2 1/4"-20 x 1/2"-diameter 1/4"-threads to one inch 20-length 1/2".

Nuts are listed according to inside diameter and thread.

For Example: 33795-S2 1/4"-20 (3/8" x 7/16") inside diameter 1/4"-threads to one inch 20—thickness 3/8"—outside diameter across flats 7/16".

Washers are listed according to size of hole.

For Example: 34705-S2 1/4" (1/8" x 3/4") size of bolt on which used 1/4"—thickness 1/8"—outside diameter 3/4".

## Nuts, Bolts, Screws, Washers, and Rivets (Other Than Special) By Size

### HEX HEAD BOLT



20304-S7	1/4"-20 x 7/16"
20308-S2	1/4"-20 x 1/2"
20309-S7	1/4"-20 x 1/2"
20325-S8	1/4"-28 x 5/8"
20405-S7	1/4"-28 x 1-1/8"
20302-S7	5/16"-18 x 3/8"
20310-S7	5/16"-18 x 1/2"
20318-S7	5/16"-18 x 9/16"
20326-S7	5/16"-18 x 5/8"
20336-S7	5/16"-18 x 11/16"
20346-S7	5/16"-18 x 3/4"
20356-S7	5/16"-18 x 13/16"
20366-S7	5/16"-18 x 7/8"
20426-S7	5/16"-18 x 1-1/4"
21477-S	5/16"-18 x 1-5/8"
20311-S7	5/16"-24 x 1/2"
20337-S7	5/16"-24 x 11/16"
20487-S7	5/16"-24 x 1-5/8"
20497-S8	5/16"-24 x 1-11/16"
20348-S8	3/8"-16 x 3/4"
20358-S	3/8"-16 x 13/16"
20368-S7	3/8"-16 x 7/8"
20378-S8	3/8"-16 x 15/16"
20388-S8	3/8"-16 x 1"
20408-S7	3/8"-16 x 1-1/8"
20418-S	3/8"-16 x 1-3/16"
20428-S	3/8"-16 x 1-1/4"
20448-S7	3/8"-16 x 1-3/8"
20488-S8	3/8"-16 x 1-5/8"
21440-S8	7/16"-14 x .75"
21443-S8	7/16"-14 x .94"
21441-S7	7/16"-14 x 1.25"


21442-S	7/16"-14 x 1.38"
21447-S7	7/16"-14 x 1.50"
21459-S7	7/16"-14 x 1.62"
21446-S7	7/16"-14 x 2.50"
21449-S7	7/16"-14 x 3.62"
21464-S7	7/16"-14 x 3.31"
20874-S7	7/16"-20 x .68"
20876-S7	7/16"-20 x .88"
20873-S7	7/16"-20 x 1.06"
20892-S7	7/16"-20 x 1-1/8"
20878-S7	7/16"-20 x 1.25"
20880-S7	7/16"-20 x 1.38"
20881-S7	7/16"-20 x 1.56"
20894-S8	7/16"-20 x 1.68"
20879-S7	7/16"-20 x 1.75"
20882-S7	7/16"-20 x 2.25"
20885-S7	7/16"-20 x 2.56"
20887-S8	7/16"-20 x 3"
42750-S8	7/16"-28 x 1/2"
20413-S7	1/2"-20 x 1-1/8"
20672-S	9/16"-12 x 1-1/4"
21182-S7	5/8"-18 x 2.88"
21191-S7	5/8"-18 x 5.31"
22185-S8	5/8"-18 x 5.56"

### HEX HEAD BOLT— END DRILLED




22201-S7	5/16"-24 x 5/8"
22228-S7	5/16"-24 x 1-1/4"

### HEX HEAD BOLT— HEAD DRILLED



22503-S	1/4"-20 x 5/8"
---------	----------------

### HEX HEAD BOLT— POINTED



24327-S7	5/16"-24 x 5/8"
----------	-----------------

### SQUARE HEAD BOLT




20317-S16	5/16"-18 x 1-1/4"
-----------	-------------------

### ROUND HEAD CARRIAGE BOLT




23423-S7	5/16"-18 x 1-1/8"
23439-S7	5/16"-24 x 1-1/4"

### FLAT HEAD SCREW



25231-S7	No.10-32 x 1/2"
41843-S8	No.12-24 x 3/8"
24626-S7	5/16"-18 x 7/16"
24667-S	3/8"-16 x 3/4"

### ROUND HEAD MACHINE SCREW



27161-S7	No.10-32 x 1-1/4"
----------	-------------------




**OVAL HEAD MACHINE SCREW**



28319-S7 No.12-24 x 3/8  
30178-S13 No.8-32 x 5/8

**FILLISTER HEAD SCREW**



31027-S7 No.8-32 x 3/16  
31032-S7 No.8-32 x 1/4  
31061-S7 No.8-32 x 1/2  
38051-S No.8-32 x 1/2-Brass  
31077-S7 No.8-32 x 5/8  
31093-S8 No.8-32 x 3/4  
31583-S7 No.10-32 x 1/4  
31596-S No.10-32 x 3/8

**BINDING HEAD SELF-TAPPING SCREW**


38631-S13 No.6-32 x 1/2  
40514-S No.8-32 x 3/8  
41554-S No.8-32 x .38  
32940-S8 No.14-10 x 3/4  
39075-S7 5/16-24 x 5/8

**REGULAR HEX NUT**


34052-S8 No.8-32(1/8x11/32)  
34079-S8 No.10-32(1/8x3/8)  
33795-S2 1/4"-20(7/32"x7/16")  
33796-S7 1/4-28(7/32 x 7/16)  
34081-S8 1/4-28 (.19 x .44)  
33797-S7 5/16-18(7/32x7/16)  
33797-S16 5/16-18(7/32x7/16)  
33825-S 5/16-18(.336 x .562)  
33798-S8 5/16-24(17/64x1/2)  
33879-S7 5/16-24(.328x.500)  
33799-S8 3/8-16(.336x.562)  
33800-S8 3/8-24(21/64x9/16)  
33816-S 7/16-20(3/8 x 5/8)  
33881-S7 7/16-20(.453 x .625)  
33794-S34 7/16-20(.453 x .670)  
33792-S8 7/16-20(.370 x .680)  
33806-S34 5/8-18(.625 x 1)

**HEX CHECK NUT**


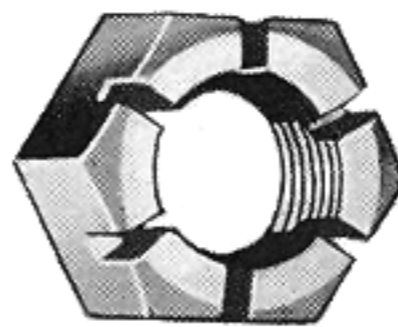
33921-S7 1/4-28(5/32x7/16)  
33923-S7 5/16-24(3/16x1/2)  
33925-S8 3/8-24(15/64x9/16)  
33929-S8 1/2-20(.323x.750)  
33935-S7 3/4-16(3/8 x 1/16)  
33949-S 3/4-16(3/8 x 1)

**SQUARE NUT**


34141-S7 No.10-32(1/8x3/8)  
34143-S8 1/4-28(7/16 x 3/16)

**CASTLE NUT**


34029-S7 5/16-24(21/64x1/2)  
33965-S7 3/8-24(21/64x9/16)  
33967-S 7/16-20(25/64x5/8)  
33860-S7 5/8-18(.55 x 1)

**LOCKNUT (MARSDEN)**


34420-S2 3/8-24(9/16x21/64)  
34443-S 5/16-24(1/2x21/64)

**FLAT WASHER**


34703-S7 No.10(3/64 x 9/16)  
34745-S8 1/4(1/16 x 5/8)  
34705-S2 1/4" (1/16" x 3/4")  
34705-S7 1/4 (1/16 x 3/4)  
34746-S 5/16(1/16 x 11/16)  
34706-S7 5/16(1/16 x 7/8)  
34707-S8 3/8(5/64 x 1)  
34747-S7 3/8 (1/16 x 13/16)  
34748-S7 7/16(.06 x .94)  
34708-S7 7/16(.082 x 1.25)  
34761-S 5/8(.09 x 1.31)

**EXTERNAL TOOTH LOCKWASHER**


34938-S8 No.8(1/64" x 3/8")  
34939-S8 No.10(1/64"x13/32")

**STANDARD LOCKWASHER**


34802-S7 No.8(1/32 x 17/64)  
34803-S8 No.10(1/32 x 21/64)  
34804-S2 No.12(1/16 x 5/16)  
34805-S8 1/4(1/16 x 15/32)  
34806-S8 5/16(1/16 x 19/32)  
34807-S8 3/8(9/32 x 21/32)  
34808-S7 7/16(1/8 x 25/32)  
34809-S7 1/2(7/64 x 7/8)  
34810-S 9/16(1/32 x 3/16)  
34813-S 3/4(3/16 x 1-5/16)

**HEADLESS SET SCREW—**


89605-S No.8-32 x 1/2

**ROUND HEAD SOLID RIVET**


60414-S 1/4 x 3/4  
60442-S 1/4 x 7/8  
60518-S 1/4 x 1-1/4  
60530-S 1/4 x 1-3/8  
60542-S 1/4 x 1-1/2

**OVAL HEAD SOLID RIVET**


61794-S 3/16 x 5/16  
60894-S7 5/16 x 3/16






PARTS

TRACTOR

CATALOGUE

**FLAT HEAD SOLID RIVET**

60160-S 3/16 x 1

**OVAL HEAD TUBULAR RIVET**


63345-S7 3/16 x 7/16

**COTTER PIN**

72003-S 1/16 x 1/2  
 72008-S 1/16 x 5/8  
 72009-S7 3/32 x 5/8  
 72016-S7 3/32 x 3/4  
 72034-S 3/32 x 1  
 72043-S 3/32 x 1-1/8  
 72052-S 3/32 x 1-1/4  
 72005-S 1/8 x 1/2  
 72010-S7 1/8 x 5/8  
 72017-S 1/8 x 3/4  
 72026-S7 1/8 x 7/8  
 72035-S7 1/8 x 1  
 72062-S 1/8 x 1-3/8  
 72036-S7 5/32 x 1  
 72054-S 5/32 x 1.25  
 72038-S 7/32 x 1

**STRAIGHT PIN**

73344-S 3/16 x 1-3/8  
 73298-S18 5/16 x 7/8  
 73339-S18 3/8 x 1-1/4

**CLEVIS PIN**


73902-S 3/16 x 1  
 73939-S 1/4 x 5/16  
 73924-S 1/4 x 1-3/16  
 73984-S 1/4 x 1-11/16  
 73918-S7 5/16 x 1-1/8  
 74034-S 5/16 x 2-1/8  
 73912-S7 3/8 x 1-1/16  
 73941-S8 3/8 x 1-5/16  
 73956-S7 3/8 x 1-7/16  
 73936-S7 1/2 x 1-1/4  
 73951-S8 1/2 x 1-3/8  
 74079-S7 1/2 x 2-5/8

**EXPANSION PLUG**


74106-S 5/16 x .062  
 74120-S 1-3/16 x .080  
 74121-S 1-1/4 x .080  
 74127-S 1-3/4 x .080

**PLUG BUTTON**

74211-S7 3/8 x .531 x .375

**WOODRUFF KEY**

74175-S 5/32 x 5/8  
 74181-S 1/4 x 7/8  
 74156-S 1/4 x 1-1/8  
 74186-S 1/4 x 1-1/8  
 hardened  
 74189-S 5/16 x 1-1/4

**SCREW STUD**

88371-S7 5/16-18 & 5/16-24 x  
 1-1/4  
 88376-S8 5/16-18 & 5/16-24 x  
 1-5/16

88531-S 5/16-18 & 5/16-24 x  
 3-1/488383-S7 7/16-14 & 7/16-20 x  
 1-3/888398-S7 7/16-14 & 7/16-20 x  
 1-9/1688403-S 7/16-14 & 7/16-20 x  
 1-5/888423-S7 7/16-14 & 7/16-20 x  
 1-7/888463-S 7/16-14 & 7/16-20 x  
 2-1/288528-S7 7/16-14 & 7/16-20 x  
 3-3/1688541-S7 7/16-14 & 7/16-20 x  
 3-3/888409-S 1/2-13 & 1/2-20 x  
 1-11/16**CLEVIS**

97013-S 3/8-24 x 2-1/2





PARTS

CATALOGUE

PART NUMBER	PART NAME	NO. REQ'D	MODEL	YEAR
<b>Paints</b>				
M 2822	Enamel (vermillion)-1 quart, 1 gallon, 5 gallons		8N, 8NAN	48-49
M 2888	Enamel (grey)-1 quart, 1 gallon, 5 gallons		9N, 9NAN, 2N, 2NAN	39-47
M 13243	Enamel (medium grey)-1 quart, 1 gallon, 5 gallons		8N, 8NAN	48-49

### Miscellaneous Accessories

9N 760-A1	Belt pulley assy (power take off)	1	9N, 9NAN, 2N, 2NAN, 8N, 8NAN	39-49
8N 1015-B2	Wheel (front)-16 x 4.25-used with front end loader-6.00-6.50 x 16 tire sizes	2	8N, 8NAN	48-49
8N 1163	Kit (rear dual wheel)-not supplied as unit, order following parts for each kit required 2-9N 1108-D Rim            2-8N 1156-A Spacer 2-8N 1122 Disc            12-33806-S34 Nut 16-8N 1132 Nut            12-350719-S7 Bolt 12-351505-S8 Washer	1	8N, 8NAN	48-49
2N 10655-A	Battery assy-with electrolyte-13 plate-domestic	1	9N, 9NAN, 2N, 2NAN, 8N, 8NAN	39-49
2N 10657	Battery assy-dry for export	1	9N, 9NAN, 2N, 2NAN, 8N, 8NAN	39-49
2N 12426	Adapter (spark plug)	1	9N, 9NAN, 2N, 2NAN, 8N, 8NAN	39-49
8N 13109	Kit (tractor headlamp)	1	9N, 9NAN, 2N, 2NAN, 8N, 8NAN	39-49
8N 13404	Lamp and bracket assy (tractor rear)	1	9N, 9NAN, 2N, 2NAN, 8N, 8NAN	39-49
8N 13406	Support (license plate)	1	9N, 9NAN, 2N, 2NAN, 8N, 8NAN	39-49
9N 17049	Cover (storm)-tractor	1	9N, 9NAN, 2N, 2NAN, 8N, 8NAN	39-49
9N 17052	Pump (tire)-power	1	9N, 9NAN, 2N, 2NAN, 8N, 8NAN	39-49
59C 17125	Gun (hydraulic grease)-with swivel extension	1	2N, 2NAN, 8N, 8NAN	43-49
8N 17130-A	Bracket assy (grease gun)	1	2N, 2NAN, 8N, 8NAN	43-49
8N 18275	Kit (tractor implement lamp)	1	9N, 9NAN, 2N, 2NAN, 8N, 8NAN	39-49
8N 18278	Kit (front wheel)-16x4.25-consists of two 8N-1015-B2 Note-Kit not supplied as unit, order two 8N 1015-B2 for each kit required	1	8N, 8NAN	48-49
81A 18442	Kit (cooling system cleaning)	1	9N, 9NAN, 2N, 2NAN, 8N, 8NAN	39-49
8A 19546	Inhibitor (rust)-16 oz. can	As Reqd	9N, 9NAN, 2N, 2NAN, 8N, 8NAN	39-49
8A 19552	Rubber cement-5-1/2 oz. tube	As Reqd	9N, 9NAN, 2N, 2NAN, 8N, 8NAN	39-49
8A 19554-B	Sealing compound-Perfect Seal-1 pint	As Reqd	9N, 9NAN, 2N, 2NAN, 8N, 8NAN	39-49
8N 9004601-A	Kit (cigar lighter)	1	9N, 9NAN, 2N, 2NAN, 8N, 8NAN	39-49
51A 7004610-D	Knob & element assy (cigar lighter)	1	9N, 9NAN, 2N, 2NAN, 8N, 8NAN	39-49





## Kit Components and Respective Kit Numbers

PART NUMBER	KIT NUMBER	PART NUMBER	KIT NUMBER	PART NUMBER	KIT NUMBER
9N 541-C	9N 489	9N 8507	9N 6008	18 11055	18 11057
9N 546-C	9N 489	9N 8513	9N 6008	18 11056	18 11057
8N 2021-B	8N 2007	9N 9447	9N 6008	8N 11653-B	8N 13109
11A 3289-A	9N 3270		9N 9502	8N 11654	8N 13109
8N 3290	8N 3270	9N 9448	9N 6008		
78 3332-A	9N 3270			2N 12113	9N 12259-A
8M 3332	8N 3270	9N 9502	9N 9590	91A 12114	9N 12259-B
78 3336	9N 3270	9NAN 9516	9NAN 9502	9N 12140	9N 12104
8N 3509	8N 3545	9N 9519	9N 9502	9N 12143	9N 6008
8N 3526	8N 3554	9NAN 9519	9NAN 9502		9N 12104
8N 3527	8N 3555	9N 9533	9N 9590	9N 12162	9N 18354
8N 3552	8N 3505				
8N 3571	8N 3505	9N 9540-C	9N 9590	68 12219	9N 18354
8N 3579	8N 3559	9N 9541	9N 9590	9N 12276	9N 12104
	8N 3561	9N 9553	9N 9590	9N 12283	9N 12259-A
		9N 9558-A	9N 9590	9N 12284	9N 12259-B
8N 3581	8N 3559				9N 12259-A
	8N 3561	9N 9560	9N 9590	9N 12286	9N 12259-B
8N 3584	8N 3561	9N 9563	9N 9502		
8N 3585	8N 3554	9NAN 9563	9NAN 9502	9N 12287-A	9N 12259-A
	8N 3555	9N 9569	9N 9502	9N 12287-B	9N 12259-B
	8N 3557	9NAN 9569	9NAN 9502		
8N 3586	8N 3554	9N 9564	9N 9590		
	8N 3555	9N 9578	9N 9590		
	8N 3557	9N 9581-A	9N 9590	2N 13005-C	8N 13109
8N 3591	8N 3554	9N 9689	9N 9590	2N 13006-C	8N 13109
	8N 3555	9N 9591	9N 9590		
	8N 3557	9N 9596	9N 9590	8N 13102	8N 13109
8N 3595-A	8N 3545			9N 13471	8N 18275
	8N 3549	9N 9608	9N 9502		
8N 3595-B	8N 3545	9N 9622-A	9N 9590	8N 13472	8N 13109
	8N 3549	9N 9692	9N 9590		
8N 3595-C	8N 3545	9N 9694-A	9N 9590		
	8N 3549	9N 9695	9N 9590	2N 14305	2N 10042
8N 3595-D	8N 3545	9N 9914	9N 9590	8N 14405	8N 18275
	8N 3549			8N 14525-B	8N 13109
				B 14526	B 14527
					8N 13109
9N 6018	9N 6008	40 10069	40 10043	8N 14565	8N 18275
9N 6020-A	9N 6008	40 10070	40 10043	B 14585	8N 18275
9N 6020-B	9N 6008	9N 10098	9N 10045		
9N 6022	9N 6008				
8N 6051	9N 6008	9N 10121	9N 10045	8N 15500	8N 18275
91A 6347	9N 6008	9N 10122	9N 10045		
	9N 6781	9N 10163	9N 10045	8N 15532	8N 18275
7HA 6521	9N 6008	2N 10176	2N 10181-B		
9N 6619	9N 6008	2N 10177	2N 10181-B		
1GA 6669	9N 6008	2N 10178	2N 10181-B	B 17005-A	9N 17004
B 6700-A3	9N 6008	2N 10179	2N 10181-B	01A 17015	9N 17004
	9N 6781	2N 10180	2N 10181-B	01A 17016	9N 17004
9N 6710	9N 6008	2N 10181-B	2N 10042		
	9N 6781			B 17020	9N 17004
9N 6711	9N 6008	9N 10212	9N 10045	B 17025-A	9N 17004
	9N 6781	9N 10214	9N 10045	9N 17668	8N 18275
8N 6734	9N 6008	8N 10505-B	2N 10042		
	9N 6781	2N 10599	2N 10042	9N 18662	9N 18649
		91A 10882	2N 10042		
				8L 18954	8N 18275





PARTS

TRACTOR

CATALOGUE

## Miscellaneous Kits

9N 489	Kit (hydraulic lift yoke and plunger)-Consists of the following 1-9N 541-C Plunger 1-9N 546-C Yoke	1	9N, 9NAN, 2N, 2NAN	39-47
8N 1163	Kit (rear dual wheel)-not furnished as a unit, order following parts for each kit required 2- 9N 1108-D Rim 2- 8N 1156-A Spacer 2- 8N 1122 Disc 12- 33806-S34 Nut 16- 8N 1132 Nut 12- 350719-S8 Bolt 12- 351505-S8 Washer	1	8N, 8NAN	48-49
8N 2007	Kit (brake lining)-Consists of the following 4- 8N 2021-B Lining 48- 351915-S Rivet	1	8N, 8NAN	48-49
9N 3270	Kit (steering drag link front end)-Consists of the following 1-11A 3289-A End 1- 78 3336 Retainer 1- 78 3332-A Cover 1- 33929-S8 Nut 1- 353043-AS8 Lubricator	2	9N, 9NAN, 2N, 2NAN	39-47
8N 3270	Kit (steering drag link front end)-Consists of the following 1- 8N 3290 End 1- 33929-S8 Nut 1- 8N 3332 Seal 1- 353043-AS8 Lubricator	2	8N, 8NAN	48-49
8N 3505	Kit (steering gear bearing)-Consists of the following 2- 8N 3552 Cup 2- 8N 3571 Bearing	1	8N, 8NAN	48-49
8N 3545	Kit (steering gear top cover & shim)-Consists of the following 1- 8N 3509 Cover 1- 8N 3595-B Shim-.005" 1- 8N 3595-A Shim-.002" 1- 8N 3595-C Shim-.010" 1- 8N 3595-D Shim-.030"	1	8N, 8NAN	48-49
8N 3549	Set (steering gear cover shim)-Consists of the following 1- 8N 3595-A Shim-.002" 1- 8N 3595-C Shim-.010" 1- 8N 3595-B Shim-.005" 1- 8N 3595-D Shim-.030"	1	8N, 8NAN	48-49
8N 3554	Kit (steering gear sector shaft)-R.H.-Consists of the following 1- 8N 3526 Shaft 1- 8N 3591 Retainer 1- 8N 3585 Packing 1- 33935-S7 Nut 1- 8N 3586 Seal 1- 34813-S Washer	1	8N, 8NAN	48-49
8N 3555	Kit (steering gear sector shaft)-L.H.-Consists of the following 1- 8N 3527 Shaft 1- 8N 3591 Retainer 1- 8N 3585 Packing 1- 33935-S7 Nut 1- 8N 3586 Seal 1- 34813-S Washer	1	8N, 8NAN	48-49
8N 3557	Kit (steering gear seal and retainer)-Consists of the following 2- 8N 3585 Packing 2- 8N 3591 Retainer 2- 8N 3586 Seal 2- 33935-S7 Nut 2- 34813-S Washer	1	8N, 8NAN	48-49
8N 3559	Kit (steering gear side cover gasket)-Consists of the following 1- 8N 3579 Washer 1- 8N 3581 Gasket	2	8N, 8NAN	48-49
8N 3561	Kit (steering gear side cover)-Consists of the following 1- 8N 3579 Washer 1- 8N 3581 Gasket 1- 8N 3584 Cover	2	8N, 8NAN	48-49





## PARTS

## CATALOGUE

PART NUMBER	PART NAME	NO. REQ'D	MODEL	YEAR
9N 6008	Kit (eng. overhaul gasket)-Consists of the following 1- 9N-6018 Gasket (side cover) 1- 9N-6020-A Gasket (cyl. front cover) 1- 9N-6022 Gasket (timing gear cover) 1- 8N-6051 Gasket (cylinder head) 2-91A-6347 Packing (cylinder block) 2-7HA-6521 Gasket (valve chamber cover) 1- 9N-6619 Gasket (oil pump cover) 1-1GA-6669 Gasket (oil relief valve nut) 2- B-6700-A3 Packing (cyl. front cover) 1- 9N-6710 Gasket (oil pan)-RH 1- 9N-6711 Gasket (oil pan)-LH 1- 8N-6734 Gasket (drain plug) 1- 9N-8507 Gasket (water pump cover) 1- 9N-8513 Gasket (water pump to cyl. block) 1- 9N-9447 Gasket (carburetor to manifold) 2- 9N-9448 Gasket (manifold) 1- 9N-12143 Gasket (distributor base)	1	9N, 9NAN, 2N, 2NAN, 8N, 8NAN	39-49
9N 6781	Kit (oil pan gasket)-Consists of the following 2-91A-6347 Packing (cylinder block) 2- B-6700-A3 Packing (cyl. front cover) 1- 9N-6710 Gasket (oil pan)-RH 1- 9N-6711 Gasket (oil pan)-LH 1- 8N-6734 Gasket (drain plug)	1	9N, 9NAN, 2N, 2NAN, 8N, 8NAN	39-49
9N 9502	Set (carburetor gasket)-Consists of the following 1- 9N-9447 Gasket (carburetor to manifold) 1- 9N-9519 Gasket (throttle body to bowl) 1- 9N-9563 Gasket (high speed needle) 1- 9N-9569 Gasket (float valve seat) 1- 9N-9608 Gasket (main nozzle)	1	9N, 2N, 8N	39-49
9NAN 9502	Set (vaporizer gasket)-Consists of the following 1-9NAN-9516 Gasket (mixing chamber) 1-9NAN-9519 Gasket (float chamber cover) 1-9NAN-9563 Gasket (adj. needle seat plug) 1-9NAN-9569 Gasket (float valve seat)	1	9NAN, 2NAN, 8NAN	39-49
9N 9590	Kit (carburetor repair)-Consists of the following 1- 9N 9502 Gasket kit 1- 9N 9533 Jet 1- 9N 9539 Spring 1- 9N 9540-C Spring 1- 9N 9541 Needle 1- 9N 9553 Elbow assy 1- 9N 9558-A Shaft 1- 9N 9560 Spring 1- 9N 9564 Valve 1- 9N 9578 Spring 1- 9N 9581-A Shaft 1- 9N 9591 Retainer 1- 9N 9596 Jet 1- 9N 9622-A Packing 1- 9N 9689 Packing 1- 9N 9692 Plug 1- 9N 9694-A Strainer 1- 9N 9695 Retainer 1- 9N 9914 Jet 2- 355000-S19 Screw 2- 356181-S Lockwasher	1	9N, 2N, 8N	39-49
2N 10042	Kit (generator service)-Consists of the following 1- 2N 10181-B Clamp 1- 8N 10505-B Regulator 1- 2N 10599 Bracket 4-91A 10882 Clip 1- 2N 14305 Wiring 3- 33795-S7 Nut 3- 34805-S7 Lockwasher 2- 34079-S8 Nut 2- 34803-S8 Lockwasher 1- 34081-S8 Nut 1- 34825-S8 Lockwasher	1	8N, 8NAN	39-47
40 10043	Set (generator brush)-Consists of the following 2- 40 10069 Brush 1- 40 10070 Brush	1	9N, 9NAN, 2N, 2NAN, 8N, 8NAN	39-48
9N 10045	Kit(gen. frt. end repair)-Consists of the following 1- 9N 10098 Retainer 1- 9N 10121 Retainer 1- 9N 10122 Seal 1- 9N 10163 Ring 1- 9N 10212 Seal 1- 9N 10214 Retainer	1	9N, 9NAN, 2N, 2NAN, 8N, 8NAN	39-48





## PARTS

## TRACTOR

## CATALOGUE

PART NUMBER	PART NAME	NO. REQ'D	MODEL	YEAR
2N 10181-B	Kit (generator belt adjustment)-Consists of the following 1- 2N 10176 Bolt 1- 33798-S8 Nut 1- 2N 10177 Spring 1- 33965-S7 Nut 1- 2N 10178 Bracket 1- 34806-S7 Lockwasher 1- 2N 10179 Clamp assy 1- 72016-S7 C/Pin 1- 2N 10180 Nut 1- 355387-S8 Bolt 1- 356432-S8 Lockwasher	1	9N, 9NAN, 2N, 2NAN	39-47
18 11057	Set (starter brush)-Consists of the following 2-18 11055 Brush 2-18 11056 Brush	1	9N, 9NAN, 2N, 2NAN, 8N, 8NAN	39-49
9N 12104	Kit (distributor gasket)-Consists of the following 1-91A 12114 Gasket 1- 9N 12143 Gasket 1- 9N 12140 Gasket 1- 9N 12276 Cover	1	9N, 9NAN, 2N, 2NAN, 8N, 8NAN	39-49
9N 12259-A	Kit (spark plug wire)-Consists of the following 4- 2N 12113 Insulator 1- 9N 12284 Wire-No.2 1- 9N 12283 Wire-No.3 1- 9N 12286 Wire-No.4 1- 9N 12287-A Wire-No.1	1	9N, 9NAN, 2N, 2NAN	39-47
9N 12259-B	Kit (spark plug wire)-Consists of the following 4- 2N 12113 Insulator 1- 9N 12284 Wire-No.2 1- 9N 12283 Wire-No.3 1- 9N 12286 Wire-No.4 1- 9N 12287-B Wire-No.1	1	8N, 8NAN	48-49
8N 13109	Kit (headlamp)-Consists of the following 1- SK 3209 Template 2-8N 13472 Bracket 1-SK8N 11653-B Sketch 1-8N 14525-B Wiring 1- 8N 11653-B Wiring 1- B 14526 Fuse 1- 8N 11654 Switch 1- 34807-S8 Lockwasher 1- 2N 13005-C Headlamp 2- 34809-S8 Lockwasher 1- 2N 13006-C Headlamp 1- 351001-S8 Nut 2- 8N 13102 Reinf. 2- 356083-S8 Nut 7- 358297-S32	1	8N, 8NAN	49
B 14527	Kit (lighting circuit fuse)-Consists of five B 14526 fuses	1	8N, 8NAN	48-49
8N 18275	Kit (implement lamp)-Consists of the following 1-SK8N 11653-B Sketch 1- 8N 15500 Lamp 1- 9N 13471 Bucket 1- 8N 15532 Spacer 1- 8N 14405 Wiring 6- 9N 17668 Clip 2- 8N 14565 Clip 2- 8L 18954 Clamp 1- B 14585 Clip 1- 34809-S8 Lockwasher 1- 356083-S8 Nut	1	8N, 8NAN	49
9N 17004	Kit (tool)-Consists of the following 1- B 17005-A Bag 1-01A 17015 Wrench 1-01A 17016 Wrench 1- B 17020 Screw Driver 1- B 17025-A Pliers	1	9N, 9NAN, 2N, 2NAN, 8N, 8NAN	39-48
8N 18278	Kit (front wheel)-16 x 4.25-Consists of two 8N 1015-B2. Note - Kit not supplied as unit, order two 8N 1015-B2 for each kit required	1	8N, 8NAN	48-49
9N 18354	Kit (distributor point)-Consists of the following 1- 9N 12162 Arm 1- 68 12219 Contact	1	9N, 9NAN, 2N, 2NAN, 8N, 8NAN	39-49
81A 18442	Kit (cooling system cleaning)	1	9N, 9NAN, 2N, 2NAN, 8N, 8NAN	39-49
9N 18649	Kit (oil filter cartridge)-Consists of the following 4- 9N 18662 Cartridge	1	9N, 9NAN, 2N, 2NAN, 8N, 8NAN	39-49





## Alphabetical Index

Part Name	Basic Part No.	Part Name	Basic Part No.	Part Name	Basic Part No.
<b>A</b>		Bearing (generator end plate)	10128	Bracket (spark plug wire)	14564
		Bearing (generator front end)	10094	Bracket (throttle control rod)	9796
		Bearing (governor)	18182	Bracket (throttle shaft)	9824
		Bearing (governor thrust)	18192	Bracket & clamp (muffler)	5252
		Bearing (leveling gear)	554	Bracket & shaft (governor)	9725
		Bearing (main shaft pilot)	7120	Brake assy	2209-10
		Bearing (power take-off)	712	Brake shoe & lining	2019
		Bearing (power take-off lever)	715	Brake drum (rear wheel)	1126
Adapter (oil filter inlet)	18679			Brake lining kit	2007
Adapter (oil gauge tube)	18685	Bearing (starter end plate)	11052	Brake pedal	2455-6
Adapter (spark plug)	12426	Bearing (steering column)	3517	Brake rod	2465
Adapter (tank to tank support)	9126	Bearing (steering gear worm)	3571	Breaker assy (distributor)	12150
Ammeter assy	10850	Bearing (water pump)	8530	Brush (generator third)	10070
Anchor (brake spring)	2027	Bearing & slinger (water pump)	8578	Brush assy (generator)	10069
Anchor (chain)	581	Belt (fan)	8620	Brush assy (starter)	11055-56
Anchor (linch pin chain)	508	Belt pulley assy	760		
Anchor (lower link check chain)	596-7	Belt pulley assy	736	Bulb (rear lamp)	13466
Anti-rattler (fuel line)	9121	Block (cylinder)	6010	Bulb (headlamp)	13007
		Block (driving gear thrust)	4194-95	Bulb (implement lamp)	15514
Arm (brake pawl)	2324	Board (running)	16450	Bulb (sediment)	9155
Arm (clutch release shaft)	7511	Board (running)	16473	Bumper (grille to hood)	8033
Arm (drawbar control)	680			Bumper (hood to battery cover)	16758
Arm (drawbar control)	693	Body (governor)	18185	Bumper (seat to spring)	434
Arm (fan belt idler)	8681	Body (oil pump)	6603	Bus (solenoid to starter)	11518
Arm (front axle spindle)	3130-31	Body (sediment bulb valve)	9164	Bushing (axle)	3039
Arm (generator adjusting)	10145	Bolt (bearing cap)	6345-46	Bushing (brake camshaft)	2227
Arm (hydraulic lift ram)	545	Bolt (belt adjustment)	10176	Bushing (brake cross shaft)	2477
Arm (hydraulic lift shaft)	543	Bolt (cylinder head)	6065	Bushing (clutch pedal)	7508
Arm (steering gear)	3590	Bolt (generator thru frame)	10120	Bushing (clutch release shaft)	7508
Arm (throttle rod)	9805	Bolt (idler pulley axle)	8686	Bushing (connecting rod)	6207
Armature assy (generator)	10005	Bolt (lug to wheel)	1155	Bushing (draft control)	691
Armature assy (starter)	11005	Bolt (starter thru)	11091	Bushing (governor)	18184
Axle assy (front)	3006-07	Bolt (wheel disc to brake drum)	1117		
Axle assy (front)	3010	Bolt (wheel hub)	1107	Bushing (hydraulic lift rocker)	4110
		Bolt (wheel to flange)	1117	Bushing (hydraulic lift shaft)	531
<b>B</b>		Bowl (sediment bulb)	9162	Bushing (hydraulic pump valve)	625
		Box (hydraulic lift leveling)	569	Bushing (hydraulic pump valve)	695
		Box (leveling gear)	565	Bushing (indicator bulb)	10931
		Box (tool)	17005	Bushing (lower magneto flange)	12605
Bag (tool)	17005			Bushing (magneto lower shaft)	12607
Bail (distributor coil)	12137	Bracket (ammeter clamp)	10879	Bushing (magneto upper shaft)	12607
Band (starter cover)	10142	Bracket (belt adjustment)	10167	Bushing (oil pump body)	6612
Bar (battery clamp hold-down)	10728	Bracket (belt adjustment)	10178	Bushing (power take-off shaft)	649
Bar (battery clamp hold-down)	10748	Bracket (brake camshaft)	2304	Bushing (reverse idler gear)	7143
Base (governor ball bearing)	18191	Bracket (fan belt idler)	8680		
Base (governor fork bearing)	18194	Bracket (fender lamp)	13470-71	Bushing (sector shaft)	3576
Base (hydraulic pump)	604	Bracket (generator support)	10151	Bushing (spindle)	3109
Base & clamp (distributor)	12139	Bracket (grease gun)	17130	Bushing (steering sector)	3517
Battery assy	10655-57	Bracket (indicator to dash)	10912	Bushing (upper magneto flange)	12606
Battery filler plug	10720	Bracket (headlamp)	13472	Bushing (valve guide)	6510
Battery to ground strap	14301	Bracket (lighting switch)	11671	Bushing (vaporizer cover plate)	9970
Battery support	10732	Bracket (muffler outlet pipe)	5260	Bushing (vaporizer needle)	9604
Bearing (clutch pilot)	7600	Bracket (rear lamp)	13468	Bushing (vaporizer needle)	9644
Bearing (clutch release)	7580	Bracket (rear license)	13406	Bushing (vaporizing plate)	9967
Bearing (driving pinion pilot)	4625	Bracket (regulator mtg.)	10599	Bushing (water pump housing)	8520
Bearing (front axle spindle)	3123	Bracket (running board)	16470	Button assy (starter switch)	11506
		Bracket (shoe adjusting)	2040		





Alphabetical Index

Part Name	Basic Part No.	Part Name	Basic Part No.	Part Name	Basic Part No.	
<b>C</b>		Clamp (dist. hsg. to base)	12144	Connector (wiring)	14487	
		Clamp (muffler inlet pipe)	5251	Countershaft (transmission)	7111	
		Clamp (muffler shield)	5293	Coupling (magneto drive)	12608	
		Clamp (rear lamp wire)	18954	Coupling (reverse gear)	7145	
		Clamp (valve chamber)	609	Coupling (sliding trans. shift)	7106	
		Clamp (water hose)	8287	Cover (air cleaner)	9602	
		Clamp & bracket assy (gen.)	10179	Cover (battery clamping)	10721	
		Clamp & cover (battery)	5162	Cover (brake adjusting hole)	2092	
				Cover (brake camshaft hole)	2224	
				Cover (cylinder front)	6019	
				Cover (differential housing)	7158	
				Cover (distributor breaker)	12276	
	Cable (starter solenoid)	14300	Cleaner assy (air)	9600	Cover (front axle dust)	3324
	Cable (starter switch)	14300	Cleaning kit (cooling system)	18442	Cover (hood top battery)	16938
	Cable (switch to starter)	14431	Clevis (lower link anchor)	582	Cover (hydraulic lift housing)	501
Cam (drawbar control)	685	Clevis assy (drawbar)	802	Cover (oil filter)	18687	
Cam (hydraulic pump)	618	Clip (choke rod)	9718	Cover (power take-off shaft)	733	
Cam (hydraulic pump block)	617	Clip (drive shaft)	18195	Cover (starter bore)	11004	
Camshaft	6250	Clip (driver's seat to spring)	433	Cover (starter cable terminal)	14321	
Camshaft (brake actuating)	2246-47	Clip (electric wiring)	14197	Cover (starter switch)	11453	
Camshaft gear	6256	Clip (headlamp)	14585-86	Cover (starter switch terminal)	11113	
Cap (brake adjusting bracket)	2043	Clip (headlamp)	17667-68	Cover (starter terminal)	11115	
Cap (brake shoe hold-down)	2067	Clip (linch pin)	572	Cover (steering gear side)	3561	
Cap (crankshaft center bearing)	6330	Clip (wiring)	2279	Cover (storm)	17049	
Cap (crankshaft rear bearing)	6325	Clip (wiring)	10882	Cover (timing gear side)	6017	
Cap (distributor vent)	12147	Clip (wiring)	14565	Cover (transmission)	7211	
Cap (front hub)	1139	Clip & chain (linch pin)	583	Cover (valve chamber)	6520	
Cap (fuel tank filler)	9030	Clutch pressure plate	7563	Cover (vaporizing chamber)	9968	
Cap (oil filler)	6766	Clutch disc	7550	Cover (vaporizer float chamber)	9953	
Cap (power take-off cover)	726	Clutch pedal	7520	Cover (water pump)	8508	
Cap (radius rod ball)	3440	Cock (drain)	8115	Cover & bearing cup (P.T.O.)	761	
Cap (radiator pressure)	8100	Coil (generator field)	10175	Cover & screw (air cleaner)	9661	
Cap (steering column)	3669	Coil (ignition)	12024	Cover & tube (steering housing)	3545	
Cap (transmission cover filler)	7485	Coil (starter field)	11083-85			
Cap screw (oil filter cover)	18691	Collar (axle shaft bearing)	4132	Crank (starting)	17040	
Carburetor assy	9510	Collar (brake camshaft)	2248	Crankshaft	6303	
Carburetor gasket set	9502	Condenser assy	12300	Crankshaft gear	6306	
Carburetor repair kit	9590	Conduit (spark plug wiring)	12112	Cup (air cleaner oil)	9658	
Cartridge (oil filter)	18662	Conduit & wire (spark plug)	12281	Cup (axle shaft bearing)	4222	
Case (differential gear)	4204	Cone (shaft to housing bearing)	3573	Cup (brake shoe spring)	2066	
Case (power take-off seal)	728	Cone & roller (axle bearing)	4221	Cup (countershaft bearing)	7067	
Case (transmission)	7005	Cone & roller (countershaft)	7066	Cup (driving pinion bearing)	4616	
Cement (brake dust seal)	19552	Cone & roller (differential)	4221	Cup (front wheel inner bearing)	1202	
Cement (felt to steel)-rubber	19552	Cone & roller (front hub)	1201	Cup (front wheel outer bearing)	1217	
Chain (center hsg. to yoke pin)	494	Cone & roller (front hub)	1216	Cup (generator bearing oil)	10141	
Chain (center hsg. to yoke pin)	497	Cone & roller (pinion bearing)	4621			
Chain (link pin & linch pin)	573	Cone & roller (P.T.O. bearing)	752	Cup (main drive gear bearing)	7067	
Chain (upper link pin)	588	Cone & roller (P.T.O. gear)	743	Cup (main shaft bearing)	7067	
Chain assy (fixed safety)	5370	Cone & roller (P.T.O. shaft)	743	Cup (power take-off bearing)	753	
Chain & clevis (anchor)	598	Cone & roller (shaft bearing)	7066	Cup (power take-off gear)	744	
Chain & eye (linch pin)	505	Cone & roller (trans. bearing)	7066	Cup (power take-off shaft)	744	
Chain anchor	581	Connecting rod	6200	Cup (steering gear bearing)	3552	
Chamber (hydraulic pump valve)	621-22	Connector (ground)	10037	Cup (steering worm bearing)	3552	
Chamber (vaporizer float)	9951	Connector (headlamp)	14487	Cut-out assy (generator)	10505	
Chamber (vaporizer mixing)	9520	Connector (ignition switch)	14377			
Chamber & plug (vaporizer)	9521	Connector (shaft to coupling)	7108			
Cigar lighter	9004601	Connector (trans. countershaft)	7105			
Clamp (air cleaner)	9628					
Clamp (air cleaner hose)	9653					









PARTS CATALOGUE

Alphabetical Index

Part Name	Basic Part No.	Part Name	Basic Part No.	Part Name	Basic Part No.				
Gasket (vaporizer float)	9956	<b>H</b>		Insulator (battery strap)	10726				
Gasket (vaporizer float cover)	9519			Insulator (cut-out terminal)	10563				
Gasket (vaporizer fuel valve)	9569			Insulator(generator end plate)	10208				
Gasket (vaporizer plug)	9563			Insulator(gen.terminal screw)	10206				
Gasket (water pump)	8513			Insulator (spark plug wire)	12113				
Gasket (water pump cover)	8507			Insulator (spark plug wire)	12278				
Gauge & bracket (oil pressure)	9273			Insulator (starter frame)	11107				
Gear assy (steering) 3503 Gear (camshaft) 6256 Gear (countershaft) 7113 Gear (crankshaft) 6306 Gear (driving) 4203 Gear (flywheel starting) 6384 Gear (governor drive) 18222 Gear(hydraulic lever leveling) 568 Gear (magneto drive drive) 12603 Gear (magneto drive driven) 12604 Gear (main drive) 7017				<b>J</b>		Jet (carburetor fuel limiting) 9533 Jet (carburetor economizer) 9914 Jet (carburetor idle) 9596 Jet (vaporizer fuel) 9971			
								Handle (drawbar control)	686
								Handle & stud (battery cover)	16625
		Head (cylinder)	6050						
		Headlamp assy	13005-06						
		Hinge (driver's seat spring)	436						
		Hinge (hood top battery cover)	16689						
		Holder (generator brush)	10051						
		Hood assy	16612						
		Hose (air cleaner outlet pipe)	9652						
Hose (cyl. head to radiator)	8260								
Hose (water pump to radiator)	8286								
Gear (oil pump driven) 6610 Gear (oil pump drive) 6614 Gear (rear axle driving) 4210 Gear (rear axle shaft diff.) 4236 Gear (reverse idler) 7144 Gear (trans. countershaft) 7112-14 Gear (trans. main shaft) 7110 Gear (trans. sliding) 7100 Gear (transmission sliding) 7101-02 Gear housing & pulley (P.T.O.) 760 Gear set (P.T.O. matched) 713 Gear & bushing (reverse idler) 7141 Gear & case assy (diff.) 4207 Gear & shaft (oil pump drive) 6608		<b>K</b>		Key (ignition) 3685 Key (ignition)-blank 11576 Key (valve spring retainer) 6518 Key (wheel to shaft) 3609 Kit (brake lining & rivets) 2007 Kit (carburetor gasket) 9502 Kit (carburetor repair) 9590 Kit (cooling system cleaning) 18442 Kit (distributor gasket) 12104 Kit (distributor point) 18354 Kit (engine overhaul gasket) 6008 Kit (front wheel) 18278 Kit (gen. front end repair) 10045 Kit (generator service) 10042					
						Housing (center)	4025		
						Housing (distributor terminal)	12106		
						Housing (lower magneto drive)	12599		
						Housing (rear axle)	4010-11		
						Housing (rear axle shaft)	4012-13		
						Housing (steering gear)	3548		
						Housing (steering gear)	3550-51		
						Housing (upper magneto drive)	12598		
						Housing (water pump)	8505		
Generator assy 10000 Generator belt adj. kit 10181 Generator armature 10005 Generator brush 10069-70 Generator brush set 10043 Generator front end repair kit 10045 Generator pulley 10130 Generator service kit 10042		<b>I</b>		Kit (hydraulic lift) 489 Kit (implement lamp) 18275 Kit (headlamp) 13109 Kit (lighting circuit fuse) 14527 Kit (oil filter) 18649 Kit (oil pan gasket) 6781 Kit (gen. belt adj.) 10181 Kit (rear dual wheel) 1163 Kit (spark plug wire) 12259 Kit (steering drag link end) 3270 Kit (steering gear bearing) 3505 Kit (steering gear cover shim) 3549 Kit (str.gear seal & retainer) 3557 Kit (str.gear sector shaft)-LH 3555 Kit (str.gear sector shaft)-RH 3554					
						Housing & bearing cup (P.T.O.)	762		
						Housing & bushing (center)	4021		
						Hub (clutch release bearing)	7561		
						Hub (power take-off clutch)	716		
						Hub & bolt (front wheel)	1104		
						Hub & stud (rear wheel)	1171		
						Hydraulic lift kit	489		
						Hydraulic pump exhaust valve	640		
						Hydraulic pump outlet valve	628		
Hydraulic pump safety valve	638								
Hydraulic pump valve	698								
Governor assy 18200 Governor assy 18204 Grille assy (radiator) 8204-06 Grommet (starter switch lead) 14605 Grommet (steering column) 3578 Guard (power take-off pulley) 755 Guide (power take-off spring) 730 Guide (valve chamber valve) 626 Gun (hydraulic grease) 17125		Ignition coil 12024 Impeller (water pump) 8512 Impeller (water pump) 8516 Indicator (heat) 10883 Indicator (oil level) 6750 Indicator (trans. oil level) 7137 Inhibitor (rust) 19546 Insert (exhaust valve seat) 6057 Insert (intake valve seat) 6057							





## Alphabetical Index

Part Name	Basic Part No.	Part Name	Basic Part No.	Part Name	Basic Part No.				
Kit (str.gear side cover)	3561	<b>M</b>		<b>P</b>					
Kit (str.gr.side cover gasket)	3559								
Kit (str.gear top cover & shim)	3545								
Kit (vaporizer gasket)	9502								
Knob (choke)	9703								
Knob (light switch)	9703								
Knob & element (cigar lighter)	7004610								
Knuckle (leveling box)	566	Magneto assy	12500	Packing (carb. throttle shaft)	9622				
Knuckle (rod to hyd. lift arm)	566	Manifold gasket	9448	Packing (oil pan & cyl.block)	6347				
<b>L</b>		Manifold (intake & exhaust)	9425	Packing (oil pan & cyl. cover)	6700				
		Manifold (intake & exhaust)	9428	Packing (steering gear sector)	3585				
		Medallion (headlamp mounting)	13472-73	Packing (steering sector)	3670				
		Muffler assy	5230	Packing(vaporizer adj. needle)	9622				
		<b>N</b>				Pad (fuel tank support)	9067		
						Needle(carb. idling adjusting)	9541	Pad (radiator filler neck)	8032
						Needle (carb. main adjusting)	9565	Pad (radiator support)	8125
						Needle (vaporizer adjusting)	9565	Paint (vermillion enamel)	2822
						Nozzle (carburetor main)	9530	Paint (grey enamel)	2888
						Nut (bearing cap studs)	6348	Paint (medium grey enamel)	13243
						Nut (belt adjustment)	10180	Pan (engine oil)	6675
						Nut (brake adjusting screw)	2223	Panel (hood side)	16618-19
						Nut (connecting rod)	6212	Panel (instrument)	3512
						Nut (driving pinion lock)	4634	Pawl (brake)	2786
		Nut (fuel line tube)	2133	Pedal (brake)	2455-56				
		Nut (oil gauge tube)	18678	Pedal (clutch)	7520				
		Nut (oil relief valve)	6666	Pin assy (drawbar clevis)	804				
		Nut (rear axle shaft)	4179	Pin (brake shoe hold-down)	2069				
		Nut (rear wheel bolt)	1134	Pin (clutch release shaft arm)	7533				
Nut (rear dual wheel flange)	1132	Pin (control shaft brkt.)	9828						
Nut (sediment bulb thumb)	9167	Pin (differential)	4256						
Nut (vaporizer outlet tube)	9959	Pin (drawbar clevis pin)	7221						
Nut (wheel hub bolt)	1012	Pin (front axle)	3126						
<b>O</b>				Pin (gear shift lever)	7221				
				Oil filter kit	18649	Pin (governor fork)	18224		
				Oil pan	6675	Pin (hyd.pump exhaust valve)	641		
				Oil pan gasket kit	6781	Pin (knuckle to hyd. lift arm)	595		
				Oil seal (crankshaft rear brg.)	6335	Pin (knuckle to leveling rod)	595		
				Oil seal (gen. frt. end plate)	10212	Pin (linch)	574		
				Oil seal(gen. front end plate)	10122	Pin (piston)	6135		
				Oil seal(main drive gear brg.)	7052	Pin (reverse idler gear shaft)	7155		
				Oil seal (P.T.O.)	703	Pin (spindle)	3122		
				Oil seal (P.T.O. gear)	749	Pin (starter pinion drive)	11365		
Oil seal (P.T.O. shaft)	750	Pin (throttle control lever)	9819						
Oil seal (rear axle housing)	4248	Pin (upper link to rocker)	560						
Oil seal(rear axle shaft brg)	4251	Pin (vaporizer choke plate)	9972						
		Pin (vaporizer float lever)	9558						
		Pin (yoke)	486						
		Pinion (differential)	4215						
		Pinion (driving)	4609						
		Pinion & barrel(starter drive)	11367						
		Pipe (air cleaner to barb.)	18215						
		Pipe (muffler outlet)	5255						
		Pipe (oil filler)	6763						









## Alphabetical Index

Part Name	Basic Part No.	Part Name	Basic Part No.	Part Name	Basic Part No.
<b>S</b>		Shaft (brake pedal cross)	2516	Spacer (front axle)	3027
		Shaft (carb. float lever)	9558	Spacer (front hub dust cap)	1191
		Shaft (clutch release)	7510	Spacer (implement lamp)	15532
		Shaft (drive)	4605	Spacer (oil filter cartridge)	18677
		Shaft (governor drive)	18187	Spacer (radius rod ball)	3442
		Shaft (hyd. lever)	517	Spacer (roar dual wheel)	1156
		Shaft (hyd. lift)	544	Spark plug	12405
		Shaft (leveling gear)	579	Spark plug wire kit	12259
		Shaft (lower link support)	563		
		Shaft (P.T.O. pulley)	746		
Screen (air cleaner)	9619	Shaft (rear axle)	4235	Spider (differential)	4211
Screen (air cleaner funnel)	9669	Shaft (reverse idler gear)	7140	Spindle (front axle)	3105-06
Screen (sediment bulb)	9161	Shaft (steering sector)	3540	Spring (air cleaner toggle)	9678
Screw (brake adjusting)	2041	Shaft (throttle control)	9802	Spring (battery opening cover)	16948
Screw (cap)-oil filter cover	18691	Shaft (trans. main)	7061	Spring (belt adjustment)	10177
Screw (condenser primary cont.)	12159	Shaft (vaporizer air intake)	9962	Spring (brake adjusting)	2296
Screw (dist. to front cover)	12148	Shaft & ball nut (steering)	3575	Spring (brake camshaft hole)	2322
Screw (gear case)	4216	Shaft & driver (governor)	18179	Spring (brake shoe hold-down)	2068
Screw (generator terminal)	10211	Shaft & flange ( rear axle)	4234	Spring (brake shoe retracting)	2297
Screw (magneto to engine)	12148	Shaft & lever (carb. throttle)	9581	Spring (brake shoe return)	2034-36
Screw (pole piece)	10044	Shaft & lever (choke)	9546	Spring (brake shoe secondary)	2299
Screw (trans. gear shifter)	7245	Shaft & pinion (steering)	3525	Spring (camshaft thrust)	6276
Screw (vaporizer air intake)	9963	Shaft & sleeve (P.T.O.)	710	Spring (carb. adj. screw)	9589
Screw (vaporizer float chamber)	9957	Shaft, cam & weights (dist.)	12187	Spring (carb. choke retainer)	9539
Screw (vaporizer throttle)	9586			Spring (carb. idle adj. needle)	9578
Screw driver	17020			Spring (carb. main adj. needle)	9540
Screw & lockwasher (dist.)	12182			Spring (clutch release brg.)	7562
Screw & shaft (starter drive)	11366				
Seal (camshaft rear brg.)	6266	Shield (brake dust)	2255	Spring (distributor base)	12146
Seal (crank shaft rear brg. oil)	6335	Shield (muffler)	5290	Spring (draft control)	539
Seal (brake dust)	2217	Shim (drive shaft ball stop)	18241	Spring (drawbar control)	684
Seal (fan belt idler pulley)	8683	Shim (rear axle brg.)	4229	Spring (drawbar control arm)	7234
Seal (front hub dust)	1190	Shim (steering gear housing)	3595	Spring (driver's seat)	404
Seal (gear shift lever dust)	7277	Shim set (steering gear hsg.)	3549	Spring (dust seal)	3699
Seal (governor)	18183	Shim (trans. brg. retainer)	7135	Spring (gear shifter lever)	7227
Seal (valve guide bushing)	6571	Shoe & lining (brake)	2019	Spring (generator brush)	10057
Seal (P.T.O. bearing)	727	Shroud (fan)	8146	Spring (governor compensating)	9827
Seal (spindle dust)	3528	Skid band	1033	Spring (governor lever)	18196
Seal (steering gear column)	3570	Sleeve & brg. cups (pinion)	4614	Spring (headlamp lens)	13061
Seal (steering gear dust)	3660	Sleeve (cylinder)	6055	Spring (headlamp reflector)	13031
Seal (steering gear sector)	3586	Sleeve (P.T.O. clutch)	717		
Seal (steering linkage stud)	3332	Sleeve (power take-off)	735	Spring (hyd. check valve)	645
		Slinger (crank shaft oil)	6310	Spring (hyd. fork retraction)	539
Seal (water pump)	8551			Spring (hyd. inlet valve)	647
Seal (water pump)	8564	Snap ring (counter shaft)	7070	Spring (hyd. intake valve)	697
Sealing compound-Perfect Seal	19554	Snap ring (power takeoff)	732	Spring (hyd. lift draft control)	547
Seat (driver's)	400	Snap ring (P.T.O. bearing)	754	Spring (hyd. outlet valve)	646
Seat (gear shift lever spring)	7228	Snap ring (rear axle nut)	4187	Spring (hyd. pump valve)	632
Seat (hyd. lift spring adj.)	525	Snap ring (idler gear shaft)	7155	Spring (hyd. valve retainer)	644
Seat (steering column brg.)	3518	Snap ring (water pump brg.)	8531	Spring (oil relief valve)	6654
Seat (trans. plunger spring)	7238	Snap ring (water pump housing)	8576	Spring (P.T.O. seal)	729
Seat (vaporizer fuel valve)	9567	Snap ring (water pump seal)	8574	Spring (starter brush)	11059
Sector (brake pawl)	2796	Socket (brake screw)	2048	Spring (starter drive)	11369
Sector (steering gear)	3554-55	Socket (hyd. pump valve guide)	627	Spring (starter drive)	11375
Sediment bulb	9155	Socket (throttle)	9810	Spring (starter drive meshing)	11368
Set (carburetor gasket)	9502	Socket & wire (headlamp)	13075	Spring (starting crank)	17042
Set (generator brush)	10043	Socket & wiring	13603	Spring (steering column brg.)	3520
Set starter brush	11057	Spacer (fan belt idler)	8682	Spring (throttle control rod)	9806
Set (vaporizer gasket)	9502	Spacer (front axle)	3024		









PARTS CATALOGUE

PART NO.	NAME AND DESCRIPTION	QTY. REQ.
----------	----------------------	-----------

NOTE: The 8NNN-6005-F Engine used on the Models 16-13 and 16-14 Dearborn-Wood Bros. Combines is identical to the 8N Engine (8N-6005-B) used on the Ford Tractor, except for the deletions and additions listed below. All engine parts required for the Models 16-13 and 16-14 Combines should be ordered on the Tractor Monthly Parts Stock Order Pad.

Also listed below are the related engine parts carrying Ford numbers which Wood Bros., Inc. adds to the Models 16-13 and 16-14 Combines. These parts should also be ordered on the Tractor Monthly Parts Stock Order Pad.

**Deletions**

9N-12000	DISTRIBUTOR ASSEMBLY . . . . .	1
B-7600-A3-4	BEARING, Clutch Pilot . . . . .	1
8N-10000-B	GENERATOR ASSEMBLY . . . . .	1
8N-10145	ARM, Generator Adjusting . . . . .	1
20388-S8	BOLT, 3/8" - 16 x 1" Hex. Hd. } Generator Arm to Bracket . . . . .	1
34707-S8	WASHER, 3/8" Flat	
34807-S8	LOCKWASHER, 3/8"	
33799-S8	NUT, 3/8" - 16 Hex.	
8N-12281-B	CONDUIT and WIRING ASSEMBLY . . . . .	1
34803-S8	LOCKWASHER, No. 10 } Generator Terminals . . . . .	2
34079-S8	NUT, No. 10 - 32 Hex.	
34803-S8	LOCKWASHER, No. 10 } Primary Wire to Coil . . . . .	1
34079-S8	NUT, No. 10 - 32 Hex.	
34803-S8	LOCKWASHER, No. 10 } Starter Wire to Solenoid . . . . .	1
34079-S8	NUT, No. 10 - 32 Hex.	
34825-S8	LOCKWASHER, 1/4" } Generator Wire to Armature Terminals . . . . .	1
34081-S8	NUT, 1/4" - 28 Hex.	
9N-8620-B1-2-3	BELT, Fan . . . . .	1
9N-14564	BRACKET, Spark Plug Wire . . . . .	1
8N-11001	STARTER and DRIVE ASSEMBLY . . . . .	1
8N-11450	SWITCH ASSEMBLY, Starter Solenoid . . . . .	1
355147-S8	SCREW, No. 10 -32 Rd. Hd. - Solenoid to Starter . . . . .	2
8N-11518	BUS BAR, Starter Solenoid to Starter . . . . .	1
34806-S8	LOCKWASHER, 5/16" } Bus Bar to Starter Solenoid . . . . .	1
33798-S8	NUT, 5/16" Hex.	
91A-7550	DISC ASSEMBLY, Clutch . . . . .	1
09A-7563	PLATE and COVER ASSEMBLY, Clutch Pressure . . . . .	1
350433-S	BOLT, 5/16" - 18 x 3/4" Hex. Hd. } Pressure Plate to Flywheel . . . . .	6
34846-S	LOCKWASHER, 5/16"	

**Additions**

2N-12500-A	MAGNETO ASSEMBLY . . . . .	1
2N-12600	MAGNETO DRIVE ASSEMBLY . . . . .	1
351385-S8	WASHER, 3/8" Spec. Flat } Magneto Assembly to	2
20428-S8	BOLT, 3/8" - 16 x 1-1/4" Hex. Hd. } Magneto Drive Assembly . . . . .	
20388-S8	BOLT, 3/8" - 16 x 1" Hex. Hd.	1





PART NO.	NAME AND DESCRIPTION	QTY. REQ.
<b>Additions (Continued)</b>		
2N-8678	PULLEY ASSEMBLY, Idler. . . . .	1
355767-S	BOLT, 7/16" - 20 x 1.12" Carr. } Pulley Adjusting . . . . .	2
351436-S	LOCKWASHER, 7/16" Spec. }	
33792-S8	NUT, 7/16" - 20 Hex. }	
20894-S	BOLT, 7/16" - 20 x 1.68" Hex. Hd. } Pulley Bracket to Oil Pan . . . . .	2
351436-S	LOCKWASHER, 7/16" Spec. }	
2N-12281-A	CONDUIT and WIRE ASSEMBLY . . . . .	1
2N-8620-A2	BELT, Fan . . . . .	1
2N-11004	COVER, Starter Bore. . . . .	1
20310-S8	BOLT, 5/16" - 18 x 1/2" Hex. Hd. - Cover to Block. . . . .	2
<b>Related Engine Parts Added by Wood Bros., Inc.</b>		
8N-8005	RADIATOR ASSEMBLY . . . . .	1
23530-S	BOLT, 3/8" - 16 x 2-1/4" Carr. } Radiator and Crank Support to Engine . . . . .	2
34807-S	LOCKWASHER, 3/8" }	
2N-8125	PAD }	
2N-8032	PAD, Radiator Filler Neck . . . . .	1
2N-8100A	CAP, Radiator . . . . .	1
2N-8260	HOSE, Radiator Upper . . . . .	1
9N-8286	HOSE, Radiator Lower . . . . .	1
60-8287	CLAMP, Radiator Hose . . . . .	4
9N-8575-A1	THERMOSTAT ASSEMBLY . . . . .	1
40-8115-A	COCK ASSEMBLY, Drain . . . . .	1
2N-8146	SHROUD, Fan . . . . .	1
41554-S7-8	SCREW, No. 8 - 32 x 3/8" Rd. Hd. } Shroud to Radiator . . . . .	7
34938-S7	LOCKWASHER, No. 8 }	
9N-9002	TANK, Gas. . . . .	1
20388-S	BOLT, 3/8" - 16 x 1" Hex. Hd. } Gas Tank to Hood and Gas Tank Support . . . . .	5
9N-9067	PAD }	3
34707-S	WASHER, 3/8" Flat }	5
34807-S	LOCKWASHER, 3/8" }	5
33799-S	NUT, 3/8" - 16 Hex. }	5
9N-9030	CAP, Gas Tank. . . . .	1
2N-9155-B	FILTER ASSEMBLY, Fuel . . . . .	1
9N-9282-A	TUBE, Carburetor to Fuel Filter . . . . .	1
9N-9121-A	ANTI-RATTLER, Carburetor to Fuel Filter Tube . . . . .	1
9N-9652	HOSE, Pipe to Air Cleaner and Carburetor . . . . .	2
9N-9653	CLAMP, Hose. . . . .	4
8NNN-9015	CONTROL ASSEMBLY, Carburetor Throttle Governor. . . . .	1
9N-17040	CRANK, Starting . . . . .	1
9N-5251	CLAMP, Exhaust Pipe to Manifold . . . . .	2
20504-S	BOLT, 5/16" - 18 x 1-3/4" Hex. Hd. } Exhaust Pipe to Manifold Clamp . . . . .	2
34806-S	LOCKWASHER, 5/16" }	
355959	NUT, 5/16" - 18 Hex. }	